

CATALOGUE GENERAL

OFFRE
GLOBALE



Consultez nos autres catalogues
Summary of our catalogues

- **Tuyaux et embouts**
Hoses and fittings
- **Raccords à bague, tubes et colliers**
Compression ring fittings, pipes and clamps
- **Adapteurs** (gaz, BSP, JIC,...)
Adaptors (gas, BSP, JIC,...)
- **Lavage** (lances, pistolets, buses,...)
Cleaning (lances, spray guns, nozzles,...)
- **Climatisation** (tuyaux, embouts et accessoires)
Refrigeration (hoses, fittings and accessories)
- **Coupleurs, valves et robinets**
Quick release couplings, agricultural couplings and valves
- **Industrie** (tuyaux inox et PTFE, embouts, adapteurs,...)
Industry (stainless steel and Teflon hoses, fittings, adaptors,...)
- **Accessoires** (brides, joints, manomètres, gamme sécurité, cintreuse, huiles,...)
Accessories (flanges, O'ring, manometers, security range, bending machines, hydraulic oils,...)
- **Assainissement** (tuyaux, raccords symétriques, buses,...)
Sewer equipment (hoses, Guillemin couplings, nozzles,)
- **Graissage**
Greasing



Consultez notre site www.fluiconnecto.com

TUYAUX - HOSES

AIR	11
ASPIRATION REFOULEMENT	11
BASSE PRESSION	10
LAVAGE	9 - 10
NAPPES	7
THERMOPLASTIQUE TRESSSES TEXTILE, TRESSSES ACIER	11 - 12
TRESSE ACIER	7 - 8 - 9 - 10
TRESSE TEXTILE	9 - 10 - 11 - 12

EMBOUTS ET JUPES À SERTIR - SWAGED FITTINGS AND FERRULES

EMBOUT A BRIDE	27 - 28 - 29
EMBOUT FEMELLE BSP	23 - 24
EMBOUT FEMELLE DIN	26 - 27
EMBOUT FEMELLE JA (TYPE ORFS)	26
EMBOUT FEMELLE JIC	24 - 25 - 26
EMBOUT FEMELLE "TOYOTA"	29 - 30
EMBOUT FEMELLE, TUBE GAZ, SERIE FRANCAISE	21
EMBOUT FEMELLE, TUBE METRIQUE, SERIE FRANCAISE, ALLEMANDE LEGERE ET LOURDE	21 - 22 - 23
EMBOUT FEMELLE, TUBE METRIQUE "KOMATSU"	29
EMBOUT JONCTION DOUBLE	30
EMBOUT LAVAGE	30
EMBOUT LISSE TUBE GAZ, SERIE FRANCAISE	18 - 19
EMBOUT LISSE TUBE METRIQUE, SERIE FRANCAISE, ALLEMANDE LEGERE ET LOURDE	19 - 20
EMBOUT LISSE WPI	17 - 18
EMBOUT MALE BSP	16
EMBOUT MALE CONIQUE	15 - 16
EMBOUT MALE INTERNATIONAL (ISO)	15
EMBOUT MALE JA (TYPE ORFS)	17
EMBOUT MALE JIC	16 - 17
EMBOUT MALE POUR VALVE AGRICOLE	14
EMBOUT MALE SAE	17
EMBOUT MALE, SERIE FRANCAISE, ALLEMANDE LEGERE ET LOURDE, DIN	14 - 15
EMBOUT MALE "STECKO"	18
EMBOUT ORIENTABLE (TYPE BANJO)	30
EMBOUT "POCLAIN"	29
EMBOUT "STIHL"	30
JUPE	13 - 14

EMBOUTS ET JUPES À SERTIR INTERLOCK+ - INTERLOCK+ SWAGED FITTINGS AND FERRULES

EMBOUT A BRIDE	34 - 35
EMBOUT FEMELLE BSP	32
EMBOUT FEMELLE JA (TYPE ORFS)	33
EMBOUT FEMELLE JIC	32 - 33
EMBOUT FEMELLE, TUBE GAZ, SERIE FRANCAISE	33
EMBOUT FEMELLE, TUBE METRIQUE, ALLEMANDE LOURDE	34
EMBOUT JONCTION DOUBLE	36
EMBOUT MALE BSP	31
EMBOUT MALE CONIQUE	31
EMBOUT MALE JIC	32
EMBOUT MALE, SERIE FRANCAISE, ALLEMANDE LOURDE	31
EMBOUT "POCLAIN"	36
JOINT	36
JUPE	31

EMBOUS À VISSER POUR TUYAUX TRESSÉS - SWAGED FITTINGS AND FERRULES FOR BRAID HOSES

EMBOUS FEMELLE BSP	40 - 41
EMBOUS FEMELLE JIC	41
EMBOUS FEMELLE DIN	42
EMBOUS FEMELLE, TUBE GAZ, SERIE FRANCAISE	39
EMBOUS FEMELLE, TUBE METRIQUE, SERIE ALLEMANDELEGERE ET LOURDE	40
EMBOUS LAVAGE	42
EMBOUS LISSE TUBE GAZ, SERIE FRANCAISE	38 - 39
EMBOUS LISSE TUBE METRIQUE, SERIE FRANCAISE, ALLEMANDE LEGERE ET LOURDE	39 - 40
EMBOUS MALE BSP	38
EMBOUS MALE CONIQUE	38
EMBOUS MALE JIC	38
EMBOUS MALE POUR VALVE AGRICOLE	37
EMBOUS MALE, SERIE FRANCAISE, ALLEMANDE LEGERE ET LOURDE	37 - 38
JUPE	37

RACCORDS À BAGUE SERIES "N" ET "GAZ" - COMPRESSION RING FITTINGS "N" AND "GAZ" SERIES

ADAPTEUR TOURNANT	46 - 47
BAGUE, ECROU, JOINT	43 - 44
BLOC DE PRESERTISSAGE	50
COUDE EGAL, FEMELLE, MALE	47 - 48
CROIX	49
EMBOUS A SOUDER	49
ENSEMBLE DE REDUCTION	44
OBTURATEUR FEMELLE ET MALE	49
ORIENTABLE TYPE BANJO	50
TE EGAL, FEMELLE, MALE	48 - 49
UNION DOUBLE, FEMELLE, MALE	44 - 45 - 46

RACCORDS À BAGUE SERIES "L" ET "S" - COMPRESSION RING FITTINGS "L" AND "S" SERIES

ADAPTEUR DE REDUCTION	60 - 61
ADAPTEUR TOURNANT	55 - 56
BAGUE, ECROU	51
BANJO ORIENTABLE	60
BLOC DE PRESERTISSAGE	62
COUDE EGAL, FEMELLE, MALE	57 - 58
CROIX	60
EMBOUS A SOUDER	62
OBTURATEUR FEMELLE ET MALE	62
REDUCTION MALE - FEMELLE	61 - 62
TE EGAL, FEMELLE, MALE	58 - 59
UNION DOUBLE, FEMELLE, MALE	51 - 52 - 53 - 54 - 55

RACCORDS À BAGUE SERIE "LL" - COMPRESSION RING FITTINGS "LL" SERIES

BAGUE, ECROU	63
COUDE EGAL, MALE	64
TE EGAL, MALE	64
UNION DOUBLE, MALE	63

ADAPTEURS JIC - JIC ADAPTORS

BOUCHON	69
CROIX	74
ECROU	65
FEMELLE	68 - 69
MALE	65 - 66 - 67 - 69 - 70 - 71 - 72
MANCHETTE	65
TE	72 - 73 - 74

ADAPTEURS JA (TYPE ORFS) - ORFS ADAPTORS

BAGUE A SOUDER	75
BOUCHON	76 - 77
CROIX	79
ECROU	75
FEMELLE	79
MALE	75 - 76 - 77 - 78
TE	79

ADAPTEURS BSP - BSP PARALLEL ADAPTORS

BOUCHON	81 - 82
FEMELLE	81
MALE	80 - 81 - 82 - 83
TE	83
TOURNANT	84

ADAPTEURS GAZ - BSP TAPERED ADAPTORS

BOUCHON	87
FEMELLE	86 - 87
MALE	85 - 86
TE	87

ADAPTEURS BRIGGS, DIN ET INTERNATIONAUX - NPT, DIN AND ISO ADAPTORS

BOUCHON	89
FEMELLE	88 - 89
MALE	88 - 89

ADAPTEURS AGRICOLES - AGRICULTURAL ADAPTORS

FEMELLE	91 - 92 - 93
MALE	90 - 91 - 92 - 93

COUPLEURS - QUICK RELEASE COUPLINGS

BOUCHON	95 - 96 - 97 - 98 - 99 - 100
CLAPET ANTI-RETOUR, PARACHUTE	100 - 101
COUPLEUR	94 - 95 - 96 - 97 - 98 - 99 - 100
EMBOUT AVEC COUPLEUR	99
JOINT	95

VALVES - SCREW VALVES

ACCESSOIRE	102
BOUCHON	101 - 102
VALVE AGRICOLE A VISSER	102
VALVE AGRICOLE DE FREINAGE	101

ROBINETS - BALL VALVES

LIMITEUR DE DEBIT	106
POIGNÉE	105
ROBINET A BOISSEAU	103 - 104 - 105
ROBINET A POINTEAU	106

ACCESSOIRES - ACCESSORIES

BAGUE À EXTRUSION	112
BANDE GRASSE	114
BANJO A SOUDER	112
BRIDE - DEMI BRIDE	107 - 110
BRIDE DE FIXATION	109
BOUCHON CONE	115
CABLE ANTI-FOUET	117
CARTOBAC	118
CHAUSSETTE DE SECURITE	117
COFFRET	110
COLLET AVEC OU SANS GORGE	107 - 108 - 109
COLLIER	117 - 118
CONTRE BRIDE	110
ELINGUE	116
ENROULEUR RT	113
ETIQUETTE ALU	115
GAINÉ	113 - 114
GRAISSAGE	115 - 118 - 119
HUILE	114 - 115
JOINT	110 - 111 - 112
MOUSQUETON	117
OBTURATEUR AVEC OU SANS GORGE	108
PINCE COUPANTE	118
PROJECTILE DE NETTOYAGE	115
RESINE D'ETANCHEITE	114
RESSORT	113
ROULEAU TEFLON	114
STOP CABLE - STOP COLLIER	116 - 117
VIS CREUSE	112

PRISES DE PRESSION - PRESSURE GAUGES

ACCESSOIRE	121
ADAPTEUR	120
COFFRET TEST	122
JUPE ET EMBOUT	121
MANOMETRE	120
PRISE DE PRESSION	121
THERMOMETRE	122
TESTEUR HYDRAULIQUE	122
TUYAU	121

LAVAGE - CLEANING

ADAPTEUR	125 - 127 - 128 - 129
BROSSE	135
BUSE	125 - 131 - 132 - 133
CANON A MOUSSE, RESERVOIR	133
CLAPET ANTI-RETOUR	130
COUPLEUR	130 - 131
ECROU TOURNANT	128 - 129
EMBOUT	126
ENROULEUR	134
FILTRE	133
JOINT	126 - 133
LANCE	126 - 127 - 135
PISTOLET - PISTOLET LANCE	123 - 124 - 125 - 126
POIGNEE	127 - 133
PORTE BUSE	125
RALLONGE	123 - 124 - 127
REGULATEUR	129
TUYAU	9 - 10

BASSE PRESSION - LOW PRESSURE

COFFRET	136
ECROU	138
EMBOUT	138
FOURRURE	136
JUPE	138
TUBE POLYAMIDE	136

RACCORDS EXPRESS - EXPRESS COUPLINGS

BOUCHON	137
COLLIER	137
JOINT	137
RACCORD, EMBOUT	137

CLIMATISATION - REFRIGERATION

ACCESSOIRE	143 - 144
COFFRET, KIT	144
COLLIER DE SERRAGE	139
COUPLEUR	144
EMBOUT FEMELLE	139 - 140 - 142 - 143
EMBOUT JONCTION	141 - 142 - 143
EMBOUT LISSE	141
EMBOUT MALE	141
JOINT	143
JUPE	139
TUYAU	139

TUBES ET COLLIERS DE FIXATION - RIGID PIPES AND PIPE CLAMPS

COQUILLES	146
ECROU DE RAIL	148
FREIN DE VIS	146 - 147
PLAQUE A SOUDER	147
PLAQUE A VISSER	147
PLAQUE DE PROTECTION	147 - 148
TUBE GAZ	145
TUBE METRIQUE	145
VIS	148

MACHINES - MACHINES

BANC D'ESSAIS	150
CINTREUSE	152
DENUDEUSE	149 - 150 - 151
DEROULEUR	151
DEVIDOIR	151
MARQUAGE	150
OUTILS DE DENUDAGE	151
PISTOLET	151
PRESSE A SERTIR	149
TRONCONNEUSE	150

Abréviations

Abbreviations

*** : Sur demande
on request

- ◆ Embouts livrés sans bride, vous reporter à la page 107
Fittings delivered without flange, please refer to page 107
- ◆ Embouts à équiper avec le joint JT IP, vous reporter à la page 36
Fittings to be equipped with the joint JT IP, please refer to page 36



Référence

TUYAU QUATRE NAPPES ACIER
ET TUYAU ANTI ABRASION*Four steel spirals hose
and abrasion resistance hose***ROCKMASTER 4SP**

H10008006	ROCKMASTER 4SP 3/4
H10008010	ROCKMASTER 4SP 3/8
H10008012	ROCKMASTER 4SP 1/2
H10008016	ROCKMASTER 4SP 5/8
H10008019	ROCKMASTER 4SP 3/4
H10008025	ROCKMASTER 4SP 1"
H10008032	ROCKMASTER 4SP 1 1/4
H10008038	ROCKMASTER 4SP 1 1/2
H10008051	ROCKMASTER 4SP 2"

TUYAU QUATRE NAPPES ACIER

*Four steel spirals hose***ROCKMASTER 4SH**

H10044019	ROCKMASTER 4SH 3/4
H10044025	ROCKMASTER 4SH 1"
H10044032	ROCKMASTER 4SH 1 1/4
H10044038	ROCKMASTER 4SH 1 1/2
H10044051	ROCKMASTER 4SH 2"

TUYAU ANTI-ABRASION,
SIX NAPPES ACIER*Abrasion resistance six steel spirals hose***R13**

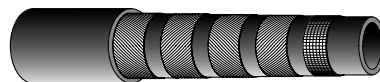
H10035051	R13 2"
-----------	--------

TUYAU ANTI-ABRASION,
QUATRE OU SIX NAPPES ACIER
*Abrasion resistance four or six steel spirals hose***R15**

H10049019	R15 3/4
H10049025	R15 1"
H10049A32	R15 1 1/4
H10049040	R15 1 1/2




Référence

TUYAU ANTI-ABRASION,
QUATRE NAPPES ACIER*Abrasion resistance four steel spirals hose***GOLDENISO/28 XTRAFLEX**

H10095019	GOLDENISO 28 XTRAFLEX 3/4
H10095025	GOLDENISO 28 XTRAFLEX 1"
H10095031	GOLDENISO 28 XTRAFLEX 1 1/4

TUYAU ANTI-ABRASION,
QUATRE NAPPES ACIER*Abrasion resistance four steel spirals hose***GOLDENISO/35 XTRAFLEX**

H10096019	GOLDENISO 35 XTRAFLEX 3/4
H10096025	GOLDENISO 35 XTRAFLEX 1"
H10096031	GOLDENISO 35 XTRAFLEX 1 1/4

TUYAU ANTI-ABRASION,
QUATRE OU SIX NAPPES ACIER*Abrasion resistance four or six steel spirals hose***GOLDENISO/42 XTRAFLEX**

H10097019	GOLDENISO 42 XTRAFLEX 3/4
H10097025	GOLDENISO 42 XTRAFLEX 1"
H10097031	GOLDENISO 42 XTRAFLEX 1 1/4

TUYAU ANTI-ABRASION,
UNE TRESSE ACIER*Abrasion resistance one steel braid hose***R1**

H01007008	R1 5/16
H01007010R	R1 3/8
H01007012R	R1 1/2
H01007019R	R1 3/4
H01007025R	R1 1"
H01007032	R1 1 1/4
H01007040	R1 1 1/2
H01007051	R1 2"

TUYAUX - HOSES



Référence

TUYAU PEAU MINCE,
UNE TRESSE ACIER

Thin cover one steel braid hose

R1T



H02004005R	R1T 3/16
H01006006	R1T 1/4
H01006008	R1T 5/16
H01006010	R1T 3/8
H01006012	R1T 1/2
H01006016	R1T 5/8
H01006019	R1T 3/4
H01006025	R1T 1"
H01006032	R1T 1 1/4
H01006040	R1T 1 1/2
H01006051	R1T 2"

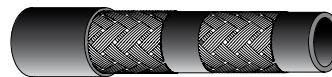


Référence

TUYAU PEAU MINCE ANTI-ABRASION,
DEUX TRESSES ACIER

Abrasion resistance thin cover two steel braids hose

ROCKMASTER 2SN



H01038006	ROCKMASTER/2SN 1/4
H01038008	ROCKMASTER/2SN 5/16
H01038010	ROCKMASTER/2SN 3/8
H01038012	ROCKMASTER/2SN 1/2
H01038016	ROCKMASTER/2SN 5/8
H01038019	ROCKMASTER/2SN 3/4
H01038025	ROCKMASTER/2SN 1"
H01038032	ROCKMASTER 2SN 1 1/4
H01038040	ROCKMASTER 2SN 1 1/2
H01038051	ROCKMASTER 2SN 2"

TUYAU PEAU ÉPAISSE ANTI-ABRASION,
DEUX TRESSES ACIER

Abrasion resistance thick cover two steel braids hose

R2



H01035005	R2 3/16
H01035006R	R2 1/4
H01035008R	R2 5/16
H01035010R	R2 3/8
H01035012R	R2 1/2
H01035016R	R2 5/8
H01035019R	R2 3/4
H01035025R	R2 1"
H01035032	R2 1 1/4
H01035040	R2 1 1/2
H01035051	R2 2"

TUYAU COMPACT DEUX
TRESSES ACIER

Compact two steel braids hose

2K



H01025006	2K 1/4
H01025008	2K 5/16
H01025010	2K 3/8
H01025012	2K 1/2
H01025016	2K 5/8
H01025019	2K 3/4
H01025025	2K 1"
H01025031	2K 1 1/4
H01025038	2K 1 1/2
H01025051	2K 2"

TUYAU PEAU MINCE,
DEUX TRESSES ACIER

Thin cover two steel braids hose

R2T



H01027005R	R2T 3/16
H01027006	R2T 1/4
H01027008	R2T 5/16
H01027010	R2T 3/8
H01027012	R2T 1/2
H01027016	R2T 5/8
H01027019	R2T 3/4
H01027025	R2T 1"
H01027032	R2T 1 1/4
H01027040	R2T 1 1/2
H01027051	R2T 2"

TUYAU ANTI-ABRASION HAUTE RÉSISTANCE,
DEUX TRESSES ACIER

Abrasion heat resistance, two steel braids hose

ROCKMASTER/2 PLUS



H01101010R	ROCKMASTER/2 PLUS 3/8
H01101012R	ROCKMASTER/2 PLUS 1/2
H01101016R	ROCKMASTER/2 PLUS 5/8
H01101019R	ROCKMASTER/2 PLUS 3/4
H01101025R	ROCKMASTER/2 PLUS 1"



Référence

TUYAU HAUTE TEMPÉRATURE,
DEUX TRESSSES ACIER,
ROBE EXTÉRIEURE BLEUE

High temperature two steel braids hose, blue outer cover

EQUATOR 2

H01061006R	EQUATOR 2 BLEU 1/4
H01061008R	EQUATOR 2 BLEU 5/16
H01061010	EQUATOR 2 BLEU 3/8
H01061012	EQUATOR 2 BLEU 1/2
H01061016R	EQUATOR 2 BLEU 5/8
H01061019	EQUATOR 2 BLEU 3/4
H01061025R	EQUATOR 2 BLEU 1"
H01061032	EQUATOR 2 BLEU 1"1/4
H01061040	EQUATOR 2 BLEU 1"1/2
H01061051	EQUATOR 2 BLEU 2"

TUYAU COMPACT
DEUX TRESSSES ACIER

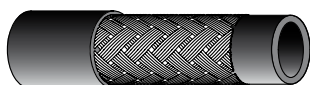
Compact two steel braids hose

R16

H01084006	R16 1/4
H01084008	R16 5/16
H01084010	R16 3/8
H01084012	R16 1/2

TUYAU COMPACT
UNE TRESSE ACIER

Compact one steel braid hose

R17

H01056006	R17 1/4
H01056008	R17 5/16
H01056A10	R17 3/8

TUYAU ANTI-ABRASION JUMELÉ,
DEUX TRESSSES ACIER

Abrasion resistance two steel braids twin hose

TWINPOWER 5000

H01120010	TWINPOWER 5000 3/8
H01120012	TWINPOWER 5000 1/2



Référence

TUYAU UNE TRESSE ACIER
ET UNE TRESSE TEXTILE

One steel braid and one textile braid hose

R5

H05002005R	R5 3/16
H05002006R	R5 1/4
H05002008R	R5 5/16
H05002010R	R5 13/32
H05002012R	R5 1/2
H05002016R	R5 5/8
H05002022R	R5 7/8
H05002028R	R5 1"1/8
H05002035	R5 1"3/8
H05002046	R5 1"13/16

TUYAU ANTI-ABRASION,
UNE TRESSSES ACIER

Abrasion resistance thin cover one steel braid hose

PILOT

H01015005R	PILOT 3/16
H01015A06R	PILOT 1/4

TUYAU DE LAVAGE ULTRA HAUTE PRESSION,
ANTI-ABRASION, QUATRE NAPPES ACIER


*Ultra high pressure abrasion resistance
four steel spirals hose*

GOLDENBLAST +

H10066010	GOLDENBLAST+ 3/8 20MT
H10066A12	GOLDENBLAST+ 1/2 40MT
H10066019L40	GOLDENBLAST+ 3/4 40MT

TUYAU DE LAVAGE UNE TRESSE ACIER,
ROBE EXTERIEURE BLEUE

*One steel braid cleaning hose,
blue outer cover*

K JET BLEU

H02008006R	K-JET 1/4 BLEU
H02008008R	K-JET 5/16 BLEU
H02008010	K-JET 3/8 BLEU
H02008012	K-JET 1/2 BLEU

TUYAUX - HOSES



Référence

TUYAU DE LAVAGE DEUX TRESSSES ACIER,
ROBE EXTÉRIEURE BLEUE

*Two steel braids cleaning hose,
blue outer cover*

SUPERJET PLUS BLEU



H01A79006R	SUPERJET PLUS 1/4 BLEU
H01A79008	SUPERJET PLUS 5/16 BLEU
H01A79010	SUPERJET PLUS 3/8 BLEU
H01A79012R	SUPERJET PLUS 1/2 BLEU

TUYAU DE LAVAGE DEUX TRESSSES ACIER,

Two steel braids cleaning hose,

PROJET



H01A94006R	PROJET 1/4
ZFR012320	PROJET 5/16
H01A94010R	PROJET 3/8
H01A94012R	PROJET 1/2

TUYAU UNE TRESSE TEXTILE

One textile braid hose

DRAINCLEAN



ZFR088952	88952 DRAINCLEAN 3/16
-----------	-----------------------

TUYAU UNE TRESSE TEXTILE

One textile braid hose

T2



H09045006R	T2 1/4
H09045008	T2 5/16
H09045010R	T2 3/8
H09045012R	T2 1/2
H09045016R	T2 5/8
H09045019R	T2 3/4
H09045025	T2 1"
H09045032	T2 1 1/4



Référence

TUYAU DEUX TRESSSES TEXTILE

Two textile braids hose

T3



H09046006R	T3 1/4
H09046008R	T3 5/16
H09046010R	T3 3/8
H09046012R	T3 1/2
H09046016	T3 5/8
H09046019R	T3 3/4
H09046025	T3 1"
H09046032	T3 1 1/4
H09046040	T3 1 1/2
H09046051	T3 2"

TUYAU BASSE PRESSION,
UNE TRESSE TEXTILE

Low pressure one textile braid hose

UNITEX



H09067005R	UNITEX 3/16
H09067006R	UNITEX 1/4
H09067008R	UNITEX 5/16
H09067010	UNITEX 3/8
H09067012	UNITEX 1/2
H09067016R	UNITEX 5/8
H09067019	UNITEX 3/4
H09067025R	UNITEX 1"

TUYAU BASSE PRESSION,
DEUX TRESSSES TEXTILE

Low pressure two textile braids hose

BP



ZFR015473	BP 3/16
ZFR015474	BP 1/4
ZFR015475	BP 5/16
ZFR015476	BP 3/8
ZFR015477	BP 1/2
ZFR015478	BP 5/8
ZFR015479	BP 3/4
ZFR015480	BP 1"
ZFR000067	BP 1 1/4
ZFR000068	BP 1 1/2
ZFR000069	BP 2"



Référence

TUYAU FREINAGE AIR,
UNE TRESSE TEXTILE*Air braking one textile braid hose***AIR BRAKE**

ZFR061613	AIR BRAKE 5/16
ZFR061614	AIR BRAKE 3/8
ZFR061615	AIR BRAKE 1/2

TUYAU ASPIRATION / REFOULEMENT,
RENFORCEMENT UNE SPIRALE HÉLICOÏDALE
ACIER ET DEUX TRESSSES TEXTILE*Suction / return hose, steel helical spiral
and two textile braids reinforcement***R4**

ZFR000045	R4 3/4
ZFR000046	R4 1"
ZFR000047	R4 1 1/4
ZFR000048	R4 1 1/2
ZFR000049	R4 2"
ZFR009470	R4 2 1/2
ZFR009711	R4 3"
ZFR011982	R4 4"
ZFR007614	R4 DN 30
ZFR012200	R4 DN 35
ZFR004414	R4 DN 40
ZFR004416	R4 DN 42
ZFR012201	R4 DN 45
ZFR004415	R4 DN 60
ZFR012202	R4 DN 90

TUYAU REFOULEMENT APLATISSABLE
TRESSÉ TEXTILE*Layflat water discharge hose, textile plies***BLACK WATER 5**

H82A01025	BLACK WATER 5 DN 25
H82A01038	BLACK WATER 5 DN 38
H82A01051	BLACK WATER 5 DN 51
H82A01076	BLACK WATER 5 DN 76
H82A01100	BLACK WATER 5 DN 100



Référence

TUYAU ASPIRATION / REFOULEMENT

*Bulk material suction and delivery hose***BULK MATERIAL 5**

H82001051	BULK MATERIAL 5 DN 51
H82001076	BULK MATERIAL 5 DN 76
H82001090	BULK MATERIAL 5 DN 90
H82001100	BULK MATERIAL 5 DN 100

TUYAU AIR COMPRIMÉ
AVEC RENFORCEMENT PAR PLS
SYNTHETIQUES HAUTE TÉNACITÉ*Compressed air hose with textile
reinforcement high resistance***AIR**

H82201010	AIR 20 DN 10
H82201013	AIR 20 DN 13
H82201019	AIR 20 DN 19
H82201025	AIR 20 DN 25

TUYAU THERMOPLASTIQUE,
DEUX TRESSSES POLYESTER*Two polyester braids hose***R7**

ZFR000099	R7 3/16
ZFR000100	R7 1/4
ZFR000101	R7 5/16
ZFR000102	R7 3/8
ZFR000104	R7 1/2
ZFR011980	R7 5/8
ZFR011981	R7 3/4
ZFR009506	R7 1"

TUYAU THERMOPLASTIQUE JUMELÉ,
DEUX TRESSSES POLYESTER*Two polyester braids twin hose***R7 JUM**

ZFR014881	R7 3/16 JUMELE
ZFR009697	R7 1/4 JUMELE
ZFR007533	R7 5/16 JUMELE
ZFR012332	R7 3/8 JUMELE
ZFR014626	R7 1/2 JUMELE

TUYAUX - HOSES




Référence

TUYAU THERMOPLASTIQUE JUMELÉ,
DEUX TRESSSES POLYESTER

Two polyester braids twin hose

OL7 M JUMELE



ZFR036539	OL7 M 1/4 JUMELE
ZFR036540	OL7 M 5/16 JUMELE
ZFR036541	OL7 M 3/8 JUMELE

TUYAU THERMOPLASTIQUE,
DEUX TRESSSES ARAMIDE

Two aramid braids hose

R8K



ZFR020009	R8 K 3/16
ZFR004422	R8 K 1/4
ZFR004423	R8 K 5/16
ZFR004424	R8 K 3/8
ZFR004425	R8 K 1/2

TUYAU THERMOPLASTIQUE JUMELÉ,
DEUX TRESSSES ARAMIDE

Two aramid braids twin hose

R8K JUMELE




ZFR020012	R8 K 1/4 JUMELE
ZFR004426	R8 K 5/16 JUMELE
ZFR004427	R8 K 3/8 JUMELE
ZFR020013	R8 K 1/2 JUMELE

TUYAU THERMOPLASTIQUE,
UNE TRESSE ACIER

One steel braid hose

POWERPLAST



ZFR058985	POWERPLAST 3/16
ZFR058986	POWERPLAST 1/4
ZFR058987	POWERPLAST 5/16
ZFR057649	POWERPLAST 3/8
ZFR057650	POWERPLAST 1/2




Référence

TUYAU THERMOPLASTIQUE JUMELÉ,
UNE TRESSE ACIER

One steel braid twin hose

POWERTWIN



ZFR058988	POWERTWIN 3/16
ZFR058989	POWERTWIN 1/4
ZFR058990	POWERTWIN 5/16
ZFR057651	POWERTWIN 3/8
ZFR057652	POWERTWIN 1/2

TUYAU DEUX TRESSSES POLYESTER

Two aramid braid micro hose

JC7

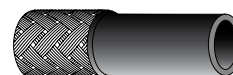


ZFR052919	JC7 1"
-----------	--------

TUYAU TRESSÉ MÉTALLIQUE GALVANISÉ

Galvanized metal braided hose

TTM



ZFR100002	TTM 05
ZFR100003	TTM 06
ZFR100004	TTM 08
ZFR100005	TTM 10
ZFR100006	TTM 12
ZFR100007	TTM 15
ZFR100008	TTM 18
ZFR100009	TTM 22
ZFR100010	TTM 25

TUYAU TRESSÉ TEXTILE EXTÉRIEUR

Outer textile braided hose

TTE



ZFR100032	TTE 03
ZFR100033	TTE 05
ZFR100034	TTE 06
ZFR100035	TTE 08
ZFR100036	TTE 10
ZFR100037	TTE 12
ZFR100038	TTE 15

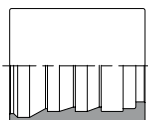


Référence

JUPE POUR TUYAUX AVEC DÉNUDAGE,
R1, R1T, TWINPOWER 5000 ET R17

*Ferrule for skive type hoses R1, R1T,
Twinpower 5000 and R17*

JS 100



M00120-03	JS 104
M00120-04	JS 106
M00120-05	JS 108
M00120-06	JS 110
M00120-08	JS 113
M00120-10	JS 116
M00120-12	JS 119
M00130-16	JS 125
M00110-20	JS 132
M00110-24	JS 138
M00110-32	JS 150

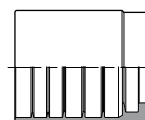


Référence

JUPE POUR TUYAUX SANS DÉNUDAGE,
R1, R1T, R2T, ROCKMASTER 2SN, 2K, R16,
SUPERJET ET SUPERJET PLUS

*Ferrule for no skive type hoses R1, R1T, R2T,
Rockmaster 2SN, 2K, R16, Superjet and Superjet plus*

JSAT 200

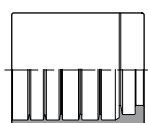


M03400-03	JSAT 204
M03400-04	JSAT 206
M03400-05	JSAT 208
M03400-06	JSAT 210
M03400-08	JSAT 213
M03400-10	JSAT 216
M03400-12	JSAT 219
M03400-16	JSAT 225
M03400-20	JSAT 232
M03400-24	JSAT 238
M03400-32	JSAT 250

JUPE POUR TUYAUX SANS DÉNUDAGE,
PILOT, 1K, R17 ET KJET

*Ferrule for no skive
type hoses Pilot, 1K, R17 and KJET*

JSAT 100

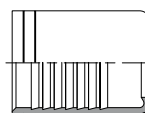


M03300-03	JSAT 104
M03300-04	JSAT 106
M03300-05	JSAT 108
M03300-06	JSAT 110

JUPE POUR TUYAUX SANS DÉNUDAGE,
R1T ET R2T POUR PRESSE IMPERIAL

*Ferrule for no skive type hoses R1T
and R2T for Imperial press*

JSAT IC 200

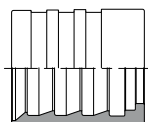


ZFR011072	JSAT IC 206
ZFR011073	JSAT IC 208
ZFR011074	JSAT IC 210
ZFR011075	JSAT IC 213
ZFR011076	JSAT IC 216
ZFR011077	JSAT IC 219
ZFR011078	JSAT IC 225

JUPE POUR TUYAUX AVEC DÉNUDAGE,
R2, R2T, ROCKMASTER 2 PLUS, 4SP, 4SH,
XTRAFLEX 4000, EQUATOR 2, T3 ET R4

*Ferrule for skive type hoses R2, R2T, Rockmaster 2 plus,
4SP, 4SH, Xtraflex 4000, Equator 2, T3 and R4*

JS 200

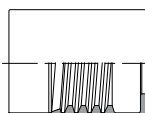


M00910-03	JS 204
M00910-04	JS 206
M00910-05	JS 208
M00910-06	JS 210
M00910-08	JS 213
M00910-10	JS 216
M00920-12	JS 219
M00930-16	JS 225
M00920-20	JS 232
M00910-24	JS 238
M00910-32	JS 250

JUPE POUR TUYAUX
SANS DÉNUDAGE T3, R4 ET R5

Ferrule for no skive type hoses T3, R4 and R5

JS 300



M00310-03	JS 304
M00310-04	JS 306
M00310-05	JS 308
M00310-06	JS 310
M00310-08	JS 313
M00310-10	JS 316
M00310-12	JS 319
M00310-16	JS 325
M00310-20	JS 332

JUPES et EMBOUTS À SERTIR - SWAGED FERRULES and FITTINGS

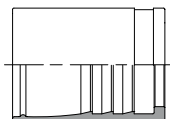


Référence

JUPE POUR TUYAUX SANS DÉNUDAGE,
R7, R8K, POWERPLAST, POWERWIN, UNITEX ET T2

*Ferrule for no skive type hoses R7, R8K,
Powerplast, Powerwin, Unitex and T2*

JS 700

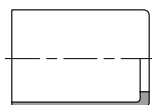


M00820-03	JS 704
M00830-04	JS 706
M00830-05	JS 708
M00820-06	JS 710
M00820-08	JS 713
M00820-10	JS 716
M00820-12	JS 719
M00820-16	JS 725
M00820-20	JS 732

JUPE POUR TUYAU FREINAGE
AIR BRAKE

Ferrule for air brake hose

JS ALU

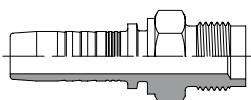


ZFR003260	JS 08/10 ALU
ZFR003261	JS 13 ALU

EMBOUT MALE POUR VALVE AGRICOLE

Male fitting for farm valve

MVA



ZFR001251	CS 06 MVA 18
ZFR001252	CS 08 MVA 18
ZFR001253	CS 10 MVA 18
ZFR001254	CS 13 MVA 18



Référence

EMBOUT MALE, CONE 24°,
POUR TUBE GAZ, SÉRIE FRANCAISE

Male fitting, 24° cone, french metric

EM



ZFR001256	CS 06 EM 13
M11810-05-20	CS 08 EM 13
ZFR001258	CS 08 EM 17
M11810-06-20	CS 10 EM 13
M11810-06-24	CS 10 EM 17
ZFR010475	CS 13 EM 13
M11810-08-24	CS 13 EM 17
ZFR017884	CS 16 EM 17
M11810-10-30	CS 16 EM 21
M11810-12-36	CS 19 EM 27
M11810-16-45	CS 25 EM 33
ZFR001265	CS 32 EM 42
ZFR001266	CS 38 EM 49

EMBOUT MALE, CONE 24°,
POUR TUBE MÉTRIQUE, SÉRIE FRANCAISE

Male fitting, 24° cone, french metric

EM



ZFR017846	CS 06 EM 06
ZFR017557	CS 08 EM 08
ZFR006700	CS 10 EM 12 (16X100)
ZFR001275	CS 10 EM 14
ZFR001276	CS 13 EM 14
M11710-10-2718	CS 16 EM 18
M11710-10-2720	CS 16 EM 20
ZFR001281	CS 16 EM 22
M11710-12-30	CS 19 EM 22
M11710-12-33	CS 19 EM 25
ZFR001285	CS 25 EM 28
ZFR001286	CS 25 EM 30



Référence

EMBOUT MALE, CONE 24°,
POUR TUBE MÉTRIQUE, SÉRIE ALLEMANDE LÉGÈRE
Male fitting, 24° cone, light DIN metric

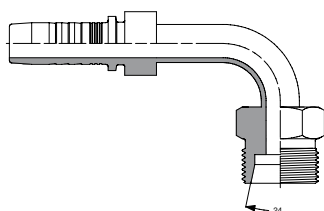
EMAL



M11110-03-12	CS 04 EMAL 06
ZFR001268	CS 04 EMAL 08
M11110-04-12	CS 06 EMAL 06
M11110-04-14	CS 06 EMAL 08
M11110-04-16	CS 06 EMAL 10
M11110-04-18	CS 06 EMAL 12
M11110-05-16	CS 08 EMAL 10
M11110-05-18	CS 08 EMAL 12
M11110-06-16	CS 10 EMAL 10
M11110-06-18	CS 10 EMAL 12
M11110-06-22	CS 10 EMAL 15
M11110-08-22	CS 13 EMAL 15
M11110-08-26	CS 13 EMAL 18
M11110-10-26	CS 16 EMAL 18
M11110-10-30	CS 16 EMAL 22
M11110-12-30	CS 19 EMAL 22
M11110-16-36	CS 25 EMAL 28
M11110-20-45	CS 32 EMAL 35
M11110-24-52	CS 38 EMAL 42

EMBOUT MALE À 90°, CONE 24°,
POUR TUBE MÉTRIQUE, SÉRIE ALLEMANDE LÉGÈRE
90° male fitting, 24° cone, light DIN metric

EMAL 90°



ZFR052656	CS 13 EMAL 15 90° H26
-----------	-----------------------

EMBOUT MALE, CONE 24°,
POUR TUBE MÉTRIQUE, SÉRIE ALLEMANDE LOURDE
Male fitting, 24° cone, heavy DIN metric

EMAS



ZFR015219	CS 04 EMAS 06
ZFR001293	CS 04 EMAS 08
M11210-04-16	CS 06 EMAS 08
M11210-04-18	CS 06 EMAS 10
ZFR001296	CS 08 EMAS 10
M11210-05-20	CS 08 EMAS 12
M11210-06-18	CS 10 EMAS 10

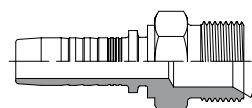


Référence

M11210-06-20	CS 10 EMAS 12
M11210-06-22	CS 10 EMAS 14
M11210-08-22	CS 13 EMAS 14
M11210-08-24	CS 13 EMAS 16
M11210-10-30	CS 16 EMAS 20
M11210-12-30	CS 19 EMAS 20
M11210-12-36	CS 19 EMAS 25
M11210-16-42	CS 25 EMAS 30
M11210-20-52	CS 32 EMAS 38

EMBOUT MALE DIN, CONE 60°
DIN male fitting, 60° cone

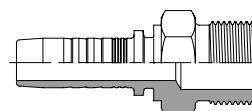
MD



ZFR001314	CS 06 MD 12
ZFR001315	CS 06 MD 14
M1101004-16	CS 06 MD 16
M11010-05-16	CS 08 MD 16
ZFR017894	CS 08 MD 22
ZFR001318	CS 10 MD 14
ZFR001319	CS 10 MD 16
ZFR001320	CS 10 MD 18
ZFR017879	CS 10 MD 22
ZFR001321	CS 13 MD 18
ZFR001322	CS 13 MD 22
M1101010-26	CS 16 MD 26
ZFR001324	CS 19 MD 30

EMBOUT MALE INTERNATIONAL (ISO)
ISO male fitting

MI



ZFR018010	CS 08 MI 16
ZFR006701	CS 10 MI 16
ZFR006702	CS 13 MI 16

EMBOUT MALE CONIQUE BRIGGS
TOURNANT (NPT)
Swivel NPT male fitting

MB ROTA



M14110-04-04R	CS 06 MB 1/4 ROTA
M14110-06-06R	CS 10 MB 3/8 ROTA
M14110-08-08R	CS 13 MB 1/2 ROTA

JUPES et EMBOUTS À SERTIR - SWAGED FERRULES and FITTINGS



Référence

EMBOUT MALE CONIQUE BRIGGS (NPT)

NPT male fitting

MB



M12810-03-02	CS 04 MB 1/8
M12810-03-04	CS 04 MB 1/4
M12810-04-02	CS 06 MB 1/8
M12810-04-04	CS 06 MB 1/4
M12810-04-06	CS 06 MB 3/8
M12810-05-04	CS 08 MB 1/4
M12810-05-06	CS 08 MB 3/8
M12810-06-04	CS 10 MB 1/4
M12810-06-06	CS 10 MB 3/8
M12810-06-08	CS 10 MB 1/2
M12810-08-06	CS 13 MB 3/8
M12810-08-08	CS 13 MB 1/2
M12810-08-12	CS 13 MB 3/4
M12810-10-08	CS 16 MB 1/2
M12810-10-12	CS 16 MB 3/4
M12810-12-08	CS 19 MB 1/2
M12810-12-12	CS 19 MB 3/4
M12810-12-16	CS 19 MB 1"
M12810-16-12	CS 25 MB 3/4
M12810-16-16	CS 25 MB 1"
M12810-16-20	CS 25 MB 1"1/4
M12810-20-20	CS 32 MB 1"1/4
M12810-24-24	CS 38 MB 1"1/2
M12810-32-32	CS 50 MB 2"

EMBOUT MALE GAZ CONIQUE (WHITWORTH)

Tapered BSP male fitting (whitworth)

MC



M10710-03-02	CS 04 MC 1/8
M10710-03-04	CS 04 MC 1/4
M10710-04-02	CS 06 MC 1/8
M10710-04-04	CS 06 MC 1/4
M10710-04-06	CS 06 MC 3/8
M10710-04-08	CS 06 MC 1/2
M10710-05-04	CS 08 MC 1/4
M10710-05-06	CS 08 MC 3/8
M10710-05-08	CS 08 MC 1/2
ZFR001367	CS 10 MC 1/4
M10710-06-06	CS 10 MC 3/8
M10710-06-08	CS 10 MC 1/2
M10710-08-04	CS 13 MC 1/4
ZFR001371	CS 13 MC 3/8
M10710-08-08	CS 13 MC 1/2
ZFR001373	CS 13 MC 3/4
M10710-10-08	CS 16 MC 1/2
M10710-10-12	CS 16 MC 3/4
M10710-12-12	CS 19 MC 3/4
ZFR001378	CS 19 MC 1"



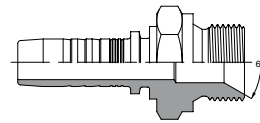
Référence

ZFR001379	CS 25 MC 3/4
M10710-16-16	CS 25 MC 1"
ZFR001381	CS 25 MC 1"1/4
ZFR001382	CS 32 MC 1"
M10710-20-20	CS 32 MC 1"1/4
ZFR001384	CS 32 MC 1"1/2
M10710-24-24	CS 38 MC 1"1/2
ZFR001386	CS 38 MC 2"
M10710-32-32	CS 50 MC 2"

EMBOUT MALE BSP, CONE 60°

BSP male fitting, 60° cone

MBSP

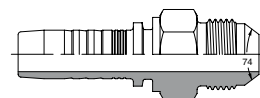


M10510-03-02	CS 04 MBSP 1/8
M10510-03-04	CS 04 MBSP 1/4
M10510-04-02	CS 06 MBSP 1/8
M10510-04-04	CS 06 MBSP 1/4
M10510-04-06	CS 06 MBSP 3/8
M10510-05-04	CS 08 MBSP 1/4
M10510-05-06	CS 08 MBSP 3/8
ZFR001396	CS 08 MBSP 1/2
ZFR001397	CS 10 MBSP 1/4
M10510-06-06	CS 10 MBSP 3/8
M10510-06-08	CS 10 MBSP 1/2
M10510-08-06	CS 13 MBSP 3/8
M10510-08-08	CS 13 MBSP 1/2
M10510-08-10	CS 13 MBSP 5/8
M10510-08-12	CS 13 MBSP 3/4
ZFR001405	CS 16 MBSP 1/2
M10510-10-10	CS 16 MBSP 5/8
M10510-10-12	CS 16 MBSP 3/4
M10510-12-12	CS 19 MBSP 3/4
M10510-12-16	CS 19 MBSP 1"
M10510-16-16	CS 25 MBSP 1"
M10510-16-20	CS 25 MBSP 1"1/4
M10510-20-20	CS 32 MBSP 1"1/4
M10510-20-24	CS 32 MBSP 1"1/2
M10510-24-24	CS 38 MBSP 1"1/2
ZFR001415	CS 38 MBSP 2"
M10510-32-32	CS 50 MBSP 2"

EMBOUT MALE JIC, CONE 74°

JIC male fitting, 74° cone

MJ



ZFR001417	CS 04 MJ 7/16
M12510-04-04	CS 06 MJ 7/16
M12510-04-05	CS 06 MJ 1/2
M12510-04-06	CS 06 MJ 9/16
M12510-05-05	CS 08 MJ 1/2
M12510-05-06	CS 08 MJ 9/16
ZFR001423	CS 08 MJ 3/4
M12510-06-06	CS 10 MJ 9/16



Référence

ZFR001425	CS 10 MJ 5/8
M12510-06-08	CS 10 MJ 3/4
M12510-06-10	CS 10 MJ 7/8
M12510-08-08	CS 13 MJ 3/4
M12510-08-10	CS 13 MJ 7/8
M12510-08-12	CS 13 MJ 1"1/16
M12510-10-10	CS 16 MJ 7/8
M12510-10-12	CS 16 MJ 1"1/16
ZFR001434	CS 16 MJ 1"5/16
M12510-12-10	CS 19 MJ 7/8
M12510-12-12	CS 19 MJ 1"1/16
M12510-12-14	CS 19 MJ 1"3/16
M12510-12-16	CS 19 MJ 1"5/16
M12510-16-12	CS 25 MJ 1"1/16
ZFR001440	CS 25 MJ 1"3/16
M12510-16-16	CS 25 MJ 1"5/16
M12510-16-20	CS 25 MJ 1"5/8
M12510-20-20	CS 32 MJ 1"5/8
M12510-20-24	CS 32 MJ 1"7/8
M12510-24-24	CS 38 MJ 1"7/8
M12510-32-32	CS 50 MJ 2"1/2

EMBOUT MALE JA (TYPE ORFS)

ORFS male fitting

MJA

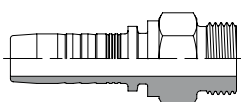


M12410-04-04	CS 06 MJA 9/16
M12410-04-06	CS 06 MJA 11/16
M12410-05-06	CS 08 MJA 11/16
M12410-06-06	CS 10 MJA 11/16
M12410-06-08	CS 10 MJA 13/16
M12410-08-08	CS 13 MJA 13/16
M12410-08-10	CS 13 MJA 1"
M12410-10-08	CS 16 MJA 13/16
M12410-10-10	CS 16 MJA 1"
M12410-10-12	CS 16 MJA 1"3/16
ZFR003945	CS 19 MJA 1"
M12410-12-12	CS 19 MJA 1"3/16
M12410-12-16	CS 19 MJA 1"7/16
M12410-16-16	CS 25 MJA 1"7/16
M12410-20-20	CS 32 MJA 1"11/16

EMBOUT MALE SAE

SAE male fitting

MS



ZFR017595	CS 06 MS 1/2
ZFR009539	CS 08 MS 9/16
ZFR009540	CS 08 MS 3/4
M13010-06-06	CS 10 MS 9/16
M13010-06-08	CS 10 MS 3/4
ZFR009542	CS 10 MS 7/8
M13010-08-08	CS 13 MS 3/4
M13010-08-10	CS 13 MS 7/8



Référence

ZFR009544	CS 13 MS 1"1/16
ZFR009545	CS 16 MS 7/8
M13010-10-12	CS 16 MS 1"1/16
M13010-12-12	CS 19 MS 1"1/16
M13010-16-16	CS 25 MS 1"5/16

EMBOUT MALE SAE "FORD" TOURNANT

Swivel SAE "FORD" male fitting

MS FT

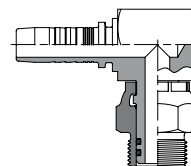


ZFR014484	CS 10 MS 7/8 FT
M14310-08-10	CS 13 MS 7/8 FT
ZFR009504	CS 13 MS 1"1/16 FT
M14310-10-10	CS 16 MS 7/8 FT
ZFR009505	CS 16 MS 1"1/16 FT
ZFR009523	CS 19 MS 7/8 FT

EMBOUT MALE SAE "FORD" TOURNANT À 90°

90° swivel SAE "FORD" male fitting

MS FT 90°

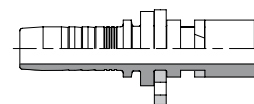


ZFR014485	CS 10 MS 7/8 FT 90°
M14390-08-10	CS 13 MS 7/8 FT 90°
ZFR009527	CS 16 MS 1"1/16 FT 90°
ZFR009525	CS 19 MS 7/8 FT 90°
M14390-12-12	CS 19 MS 1"1/16 FT 90°

EMBOUT LISSE WPI

WPI fitting

WPI



M12H10-04-04	CS 06 WPI 10
M12H10-04-06	CS 06 WPI 13
M12H10-05-06	CS 08 WPI 13
M12H10-06-04	CS 10 WPI 10
M12H10-06-06	CS 10 WPI 13
M12H10-06-08	CS 10 WPI 16
M12H10-08-06	CS 13 WPI 13
M12H10-08-08	CS 13 WPI 16
M12H10-10-12	CS 16 WPI 23

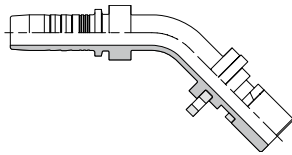
JUPES et EMBOUTS À SERTIR - SWAGED FERRULES and FITTINGS



Référence

EMBOUS LISSE WPI À 45°
45° WPI fitting

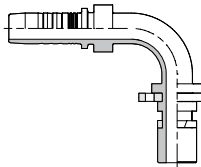
WPI 45°



M12H40-06-06	CS 10 WPI 13 45°
M12H40-08-08	CS 13 WPI 16 45°
M12H40-12-12	CS 19 WPI 23 45°

EMBOUS LISSE WPI À 90°
90° WPI fitting

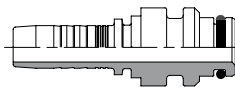
WPI 90°



M12H90-04-04	CS 06 WPI 10 90°
M12H90-04-06	CS 06 WPI 13 90°
M12H90-06-06	CS 10 WPI 13 90°
M12H90-08-08	CS 13 WPI 16 90°
M12H90-10-08	CS 16 WPI 16 90°

EMBOUS MALE "STECKO"
Staple lock male fitting

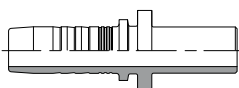
ST



M14810-04-04	CS 06 ST
M14810-12-12	CS 19 ST
M14810-16-16	CS 25 ST

EMBOUS LISSE, POUR TUBE GAZ,
SÉRIE FRANCAISE
Standpipe fitting for french gas size pipe

EL



ZFR001448	CS 06 EL 13
ZFR001449	CS 08 EL 13
ZFR001450	CS 08 EL 17
ZFR001451	CS 10 EL 13
M22210-06-17	CS 10 EL 17
ZFR001453	CS 13 EL 13
ZFR001454	CS 13 EL 17



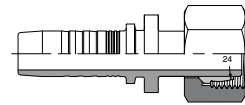
Référence

M22210-08-21	CS 13 EL 21
M22210-10-17	CS 16 EL 17
M22210-10-21	CS 16 EL 21
M22210-12-27	CS 19 EL 27
ZFR001459	CS 25 EL 27
M22210-16-33	CS 25 EL 33

EMBOUS LISSE ÉQUIPÉ, CONE 24°,
POUR TUBE GAZ, SÉRIE FRANCAISE

Equipped standpipe fitting, 24° cone,
for french metric gas size pipe

ELE

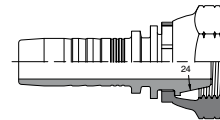


ZFR001498	CS 08 ELE 13
ZFR001500	CS 10 ELE 13
ZFR001501	CS 10 ELE 17
ZFR001503	CS 13 ELE 17
ZFR001506	CS 16 ELE 21
ZFR001507	CS 19 ELE 27

EMBOUS FEMELLE, CONE 24°,
POUR TUBE GAZ, SÉRIE FRANCAISE

Female fitting, 24° cone, for french gas size pipe

ETC



M21813-04-20	CS 06 ETC 13
M21813-05-20	CS 08 ETC 13
ZFR001466	CS 08 ETC 17
M21813-06-20	CS 10 ETC 13
M21813-06-24	CS 10 ETC 17
ZFR001469	CS 13 ETC 13
M21813-08-24	CS 13 ETC 17
ZFR017897	CS 16 ETC 17
M21813-10-30	CS 16 ETC 21
ZFR017620	CS 19 ETC 21
M21813-12-36	CS 19 ETC 27
ZFR001473	CS 25 ETC 27
M21813-16-45	CS 25 ETC 33
ZFR001475	CS 32 ETC 42
ZFR001476	CS 38 ETC 49

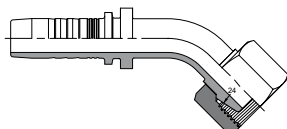


Référence

EMBOUIT FEMELLE À 45°, CONE 24°,
POUR TUBE GAZ, SÉRIE FRANCAISE

45° female fitting, 24° cone, for french gas size pipe

ETC 45°

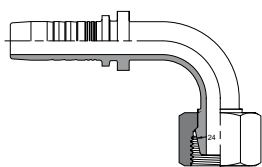


ZFR001488	CS 08 ETC 13 45°
ZFR001490	CS 10 ETC 13 45°
ZFR001491	CS 10 ETC 17 45°
ZFR001492	CS 13 ETC 13 45°
ZFR001493	CS 13 ETC 17 45°
ZFR001494	CS 16 ETC 21 45°
ZFR001495	CS 19 ETC 27 45°
ZFR001496	CS 25 ETC 33 45°

EMBOUIT FEMELLE À 90°, CONE 24°,
POUR TUBE GAZ, SÉRIE FRANCAISE

90° female fitting, 24° cone, for french gas size pipe

ETC 90°



ZFR001477	CS 06 ETC 13 90°
M21893-05-20	CS 08 ETC 13 90°
ZFR001479	CS 08 ETC 17 90°
M21893-06-20	CS 10 ETC 13 90°
ZFR001481	CS 10 ETC 17 90°
ZFR001482	CS 13 ETC 13 90°
M21893-08-24	CS 13 ETC 17 90°
M21893-10-30	CS 16 ETC 21 90°
M21893-12-36	CS 19 ETC 27 90°
ZFR001486	CS 25 ETC 33 90°

EMBOUIT LISSE
POUR TUBE MÉTRIQUE

Standpipe fitting, for metric size pipe

EL



M22010-03-06	CS 04 EL 06
M22110-03-08	CS 04 EL 08
M22010-04-06	CS 06 EL 06
M22110-04-08	CS 06 EL 08
M22110-04-10	CS 06 EL 10
M22110-04-12	CS 06 EL 12
M22010-05-08	CS 08 EL 08
M22010-05-10	CS 08 EL 10
M22110-05-12	CS 08 EL 12
M22010-06-10	CS 10 EL 10
M22010-06-12	CS 10 EL 12



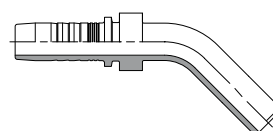
Référence

M22110-06-14	CS 10 EL 14
M22010-06-15	CS 10 EL 15
M22010-08-12	CS 13 EL 12
M22110-08-14	CS 13 EL 14
M22010-08-15	CS 13 EL 15
M22110-08-16	CS 13 EL 16
M22010-08-18	CS 13 EL 18
M22010-10-18	CS 16 EL 18
M22110-10-20	CS 16 EL 20
M22010-10-22	CS 16 EL 22
M22110-12-20	CS 19 EL 20
M22010-12-22	CS 19 EL 22
M22110-12-25	CS 19 EL 25
M22110-16-25	CS 25 EL 25
M22010-16-28	CS 25 EL 28
M22110-16-30	CS 25 EL 30
M22110-20-30	CS 32 EL 30
M22010-20-35	CS 32 EL 35
M22110-20-38	CS 32 EL 38
M22110-24-38	CS 38 EL 38
M22010-24-42	CS 38 EL 42

EMBOUIT LISSE À 45°,
POUR TUBE MÉTRIQUE

45° standpipe fitting, for metric size pipe

EL 45°



M22040-03-06	CS 04 EL 06 45°
ZFR001606	CS 04 EL 08 45°
M22040-04-06	CS 06 EL 06 45°
M22140-04-08	CS 06 EL 08 45°
M22140-04-10	CS 06 EL 10 45°
ZFR005313	CS 08 EL 08 45°
M22040-05-10	CS 08 EL 10 45°
ZFR001612	CS 08 EL 12 45°
M22040-06-10	CS 10 EL 10 45°
M22040-06-12	CS 10 EL 12 45°
M22140-06-14	CS 10 EL 14 45°
M22040-06-15	CS 10 EL 15 45°
M22040-08-15	CS 13 EL 15 45°
M22140-08-16	CS 13 EL 16 45°
ZFR001622	CS 13 EL 18 45°
M22040-10-18	CS 16 EL 18 45°
M22140-10-20	CS 16 EL 20 45°
ZFR001626	CS 19 EL 20 45°
M22040-12-22	CS 19 EL 22 45°
M22140-12-25	CS 19 EL 25 45°
M22140-16-25	CS 25 EL 25 45°
ZFR001633	CS 32 EL 35 45°

JUPES et EMBOUTS À SERTIR - SWAGED FERRULES and FITTINGS

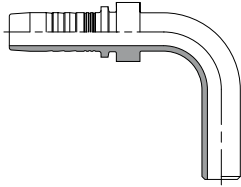


Référence

EMBOUT LISSE À 90°,
POUR TUBE MÉTRIQUE

90° standpipe fitting, for metric size pipe

EL 90°

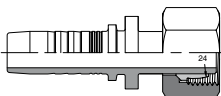


M22090-03-06	CS 04 EL 06 90°
ZFR001575	CS 04 EL 08 90°
M22090-04-06	CS 06 EL 06 90°
M22190-04-08	CS 06 EL 08 90°
M22190-04-10	CS 06 EL 10 90°
ZFR005309	CS 08 EL 08 90°
M22090-05-10	CS 08 EL 10 90°
M22190-05-12	CS 08 EL 12 90°
M22090-06-10	CS 10 EL 10 90°
M22090-06-12	CS 10 EL 12 90°
M22190-06-14	CS 10 EL 14 90°
M22090-06-15	CS 10 EL 15 90°
M22190-08-14	CS 13 EL 14 90°
M22090-08-15	CS 13 EL 15 90°
M22190-08-16	CS 13 EL 16 90°
M22090-08-18	CS 13 EL 18 90°
M22090-10-18	CS 16 EL 18 90°
M22190-10-20	CS 16 EL 20 90°
M22190-12-20	CS 19 EL 20 90°
M22090-12-22	CS 19 EL 22 90°
M22190-12-25	CS 19 EL 25 90°
M22090-16-28	CS 25 EL 28 90°
M22190-16-30	CS 25 EL 30 90°

EMBOUT LISSE ÉQUIPÉ, CONE 24°,
POUR TUBE MÉTRIQUE, SÉRIE FRANCAISE

Equipped standpipe fitting, 24° cone,
for french metric size pipe

ELE



ZFR001685	CS 04 ELE 06
ZFR001688	CS 06 ELE 06
ZFR001689	CS 06 ELE 08
ZFR001690	CS 06 ELE 10
ZFR001691	CS 06 ELE 12
ZFR001692	CS 08 ELE 10
ZFR001693	CS 08 ELE 12
ZFR001696	CS 10 ELE 10
ZFR001697	CS 10 ELE 12
ZFR001698	CS 10 ELE 14
ZFR001699	CS 10 ELE 15
ZFR001701	CS 13 ELE 14
ZFR001702	CS 13 ELE 15
ZFR001703	CS 13 ELE 16
ZFR001705	CS 16 ELE 18
ZFR001706	CS 16 ELE 20



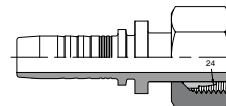
Référence

ZFR001708	CS 19 ELE 20
ZFR001710	CS 19 ELE 25
ZFR001712	CS 25 ELE 25
ZFR001713	CS 25 ELE 28
ZFR001714	CS 25 ELE 30

EMBOUT LISSE ÉQUIPÉ, CONE 24°,
POUR TUBE MÉTRIQUE, SÉRIE ALLEMANDE LÉGÈRE

Equipped standpipe fitting, 24° cone,
for light DIN metric size pipe

ELEAL

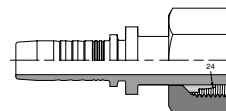


ZFR001719	CS 04 ELEAL 06
ZFR001686	CS 04 ELEAL 08
ZFR015224	CS 06 ELEAL 08
ZFR015226	CS 10 ELEAL 12
ZFR015227	CS 13 ELEAL 15
ZFR001735	CS 13 ELEAL 18
ZFR001736	CS 16 ELEAL 18
ZFR001738	CS 16 ELEAL 22
ZFR001740	CS 19 ELEAL 22
ZFR001744	CS 25 ELEAL 28
ZFR001747	CS 32 ELEAL 35

EMBOUT LISSE ÉQUIPÉ, CONE 24°,
POUR TUBE MÉTRIQUE, SÉRIE ALLEMANDE LOURDE

Equipped standpipe fitting, 24° cone,
for heavy DIN metric size pipe

ELEAS



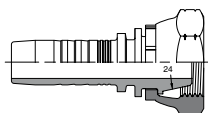
ZFR015228	CS 04 ELEAS 06
ZFR001720	CS 04 ELEAS 08
ZFR001722	CS 06 ELEAS 06
ZFR001723	CS 06 ELEAS 08
ZFR001724	CS 06 ELEAS 10
ZFR001725	CS 06 ELEAS 12
ZFR001726	CS 08 ELEAS 10
ZFR001727	CS 08 ELEAS 12
ZFR001730	CS 10 ELEAS 12
ZFR001731	CS 10 ELEAS 14
ZFR001733	CS 13 ELEAS 14
ZFR001734	CS 13 ELEAS 16
ZFR001737	CS 16 ELEAS 20
ZFR001739	CS 19 ELEAS 20
ZFR001741	CS 19 ELEAS 25
ZFR001745	CS 25 ELEAS 30
ZFR091746	CS 32 ELEAS 30



Référence

EMBOUT FEMELLE, CONE 24°,
POUR TUBE MÉTRIQUE, SÉRIE FRANCAISE*Female fitting, 24° cone,
for french metric size pipe*

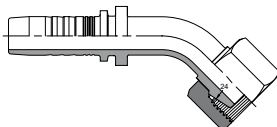
ETC - ETCO



ZFR001636	CS 04 ETC 06
M21513-03-14	CS 04 ETC 08
ZFR001638	CS 06 ETCO 06
ZFR007346	CS 08 ETC 14
ZFR001645	CS 10 ETCO 14
ZFR017547	CS 10 ETCO 16
ZFR001646	CS 13 ETCO 14
M21713-10-2718	CS 16 ETC 18
M21713-10-2720	CS 16 ETC 20
ZFR001653	CS 16 ETCO 22
M21713-12-30	CS 19 ETC 22
M21713-12-33	CS 19 ETC 25
ZFR001656	CS 19 ETCO 28
M21713-16-36	CS 25 ETC 28
M21713-16-39	CS 25 ETC 30

EMBOUT FEMELLE À 45°, CONE 24°,
POUR TUBE MÉTRIQUE, SÉRIE FRANCAISE*45° female fitting, 24° cone,
for french metric size pipe*

ETC - ETCO 45°



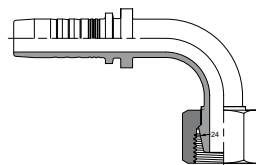
ZFR017443	CS 04 ETC 06 45°
ZFR017444	CS 04 ETC 08 45°
ZFR017624	CS 06 ETC 06 45°
M21542-06-16	CS 10 ETC 10 45°
ZFR006458	CS 10 ETC 14 45°
ZFR006459	CS 13 ETCO 14 45°
ZFR006462	CS 16 ETC 18 45°
ZFR006463	CS 16 ETC 20 45°
ZFR006464	CS 19 ETC 22 45°
ZFR006465	CS 19 ETC 25 45°
ZFR006467	CS 25 ETC 30 45°



Référence

EMBOUT FEMELLE À 90°, CONE 24°,
POUR TUBE MÉTRIQUE, SÉRIE FRANCAISE*90° female fitting, 24° cone,
for french metric size pipe*

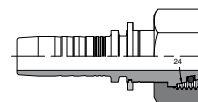
ETC - ETCO 90°



ZFR017441	CS 04 ETC 06 90°
M21593-03-14	CS 04 ETC 08 90°
ZFR017611	CS 06 ETC 06 90°
ZFR003681	CS 10 ETCO 14 90°
M21793-10-2718	CS 16 ETC 18 90°
ZFR003683	CS 16 ETC 20 90°
M21793-12-30	CS 19 ETC 22 90°
ZFR003684	CS 19 ETC 25 90°
ZFR003685	CS 25 ETC 28 90°
ZFR003686	CS 25 ETC 30 90°

EMBOUT FEMELLE, CONE 24°, O'RING,
POUR TUBE MÉTRIQUE, SÉRIE ALLEMANDE LÉGÈRE*Female fitting, 24° cone, O'ring,
for light DIN metric size pipe*

ETCAOL



M21513-03-12	CS 04 ETCAOL 06
M21512-04-12	CS 06 ETCAOL 06
M21513-04-14	CS 06 ETCAOL 08
M21513-04-16	CS 06 ETCAOL 10
M21513-04-18	CS 06 ETCAOL 12
M21512-05-14	CS 08 ETCAOL 08
M21513-05-16	CS 08 ETCAOL 10
M21513-05-18	CS 08 ETCAOL 12
ZFR009172	CS 08 ETCAOL 15
M21512-06-16	CS 10 ETCAOL 10
M21513-06-18	CS 10 ETCAOL 12
M21513-06-22	CS 10 ETCAOL 15
M21513-08-22	CS 13 ETCAOL 15
M21513-10-26	CS 16 ETCAOL 18
M21513-10-30	CS 16 ETCAOL 22
M21513-12-30	CS 19 ETCAOL 22
M21513-16-36	CS 25 ETCAOL 28
M21513-20-45	CS 32 ETCAOL 35
M21513-24-52	CS 38 ETCAOL 42

JUPES et EMBOUTS À SERTIR - SWAGED FERRULES and FITTINGS

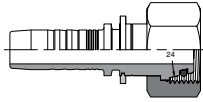


Référence

EMBOUIT FEMELLE, CONE 24°,
O'RING, POUR TUBE MÉTRIQUE,
SÉRIE ALLEMANDE LOURDE

*Female fitting, 24° cone, O'ring,
for heavy DIN metric size pipe*

ETCAOS



M21613-03-14	CS 04 ETCAOS 06
M21613-03-16	CS 04 ETCAOS 08
M21613-04-14	CS 06 ETCAOS 06
M21613-04-16	CS 06 ETCAOS 08
M21613-04-18	CS 06 ETCAOS 10
M21613-04-20	CS 06 ETCAOS 12
M21613-05-18	CS 08 ETCAOS 10
M21613-05-20	CS 08 ETCAOS 12
ZFR001669	CS 08 ETCAOS 14
M21613-06-18	CS 10 ETCAOS 10
M21613-06-20	CS 10 ETCAOS 12
M21613-06-22	CS 10 ETCAOS 14
M21613-06-24	CS 10 ETCAOS 16
M21612-08-20	CS 13 ETCAOS 12
ZFR001673	CS 13 ETCAOS 14
M21613-08-24	CS 13 ETCAOS 16
M21613-10-30	CS 16 ETCAOS 20
M21612-12-30	CS 19 ETCAOS 20
M21613-12-36	CS 19 ETCAOS 25
M21613-16-42	CS 25 ETCAOS 30
ZFR005284	CS 25 ETCAOS 38
M21613-20-52	CS 32 ETCAOS 38

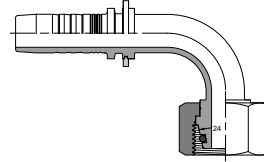


Référence

EMBOUIT FEMELLE À 90°, CONE 24°,
O'RING, POUR TUBE MÉTRIQUE,
SÉRIE ALLEMANDE LÉGÈRE

*90° female fitting, 24° cone, O'ring,
for light DIN metric size pipe*

ETCAOL 90°

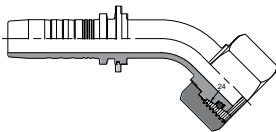


M21593-03-12	CS 04 ETCAOL 06 90°
M21592-04-12	CS 06 ETCAOL 06 90°
M21593-04-14	CS 06 ETCAOL 08 90°
M21593-04-16	CS 06 ETCAOL 10 90°
M21593-04-18	CS 06 ETCAOL 12 90°
M21592-05-14	CS 08 ETCAOL 08 90°
M21593-05-16	CS 08 ETCAOL 10 90°
M21593-05-18	CS 08 ETCAOL 12 90°
M21593-05-22	CS 08 ETCAOL 15 90°
M21592-06-16	CS 10 ETCAOL 10 90°
M21593-06-18	CS 10 ETCAOL 12 90°
M21593-06-22	CS 10 ETCAOL 15 90°
M21593-08-22	CS 13 ETCAOL 15 90°
ZFR052657	CS 13 ETCAOL 15 90° H61
M21593-10-26	CS 16 ETCAOL 18 90°
M21593-10-30	CS 16 ETCAOL 22 90°
M21593-12-30	CS 19 ETCAOL 22 90°
M21593-16-36	CS 25 ETCAOL 28 90°
M21593-20-45	CS 32 ETCAOL 35 90°
M21593-24-52	CS 38 ETCAOL 42 90°

EMBOUIT FEMELLE À 45°, CONE 24°,
O'RING, POUR TUBE MÉTRIQUE,
SÉRIE ALLEMANDE LÉGÈRE

*45° female fitting, 24° cone, O'ring,
for light DIN metric size pipe*

ETCAOL 45°

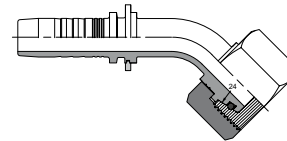


M21543-03-12	CS 04 ETCAOL 06 45°
M21543-04-14	CS 06 ETCAOL 08 45°
M21543-04-16	CS 06 ETCAOL 10 45°
M21543-04-18	CS 06 ETCAOL 12 45°
M21543-05-16	CS 08 ETCAOL 10 45°
M21543-05-18	CS 08 ETCAOL 12 45°
ZFR018264	CS 08 ETCAOL 15 45°
M21542-06-16	CS 10 ETCAOL 10 45°
M21543-06-18	CS 10 ETCAOL 12 45°
M21543-06-22	CS 10 ETCAOL 15 45°
M21543-08-22	CS 13 ETCAOL 15 45°
M21543-10-26	CS 16 ETCAOL 18 45°
M21543-12-30	CS 19 ETCAOL 22 45°
M21543-16-36	CS 25 ETCAOL 28 45°
M21543-20-45	CS 32 ETCAOL 35 45°
M21543-24-52	CS 38 ETCAOL 42 45°

EMBOUIT FEMELLE À 45°, CONE 24°,
O'RING, POUR TUBE MÉTRIQUE,
SÉRIE ALLEMANDE LOURDE

*45° female fitting, 24° cone, O'ring,
for heavy DIN metric size pipe*

ETCAOS 45°



ZFR015238	CS 04 ETCAOS 06 45°
ZFR006469	CS 04 ETCAOS 08 45°
M21643-04-16	CS 06 ETCAOS 08 45°
M21643-04-18	CS 06 ETCAOS 10 45°
M21643-05-18	CS 08 ETCAOS 10 45°
M21643-05-20	CS 08 ETCAOS 12 45°
ZFR018419	CS 10 ETCAOS 10 45°
M21643-06-20	CS 10 ETCAOS 12 45°
M21643-06-22	CS 10 ETCAOS 14 45°
M21642-08-22	CS 13 ETCAOS 14 45°
M21643-08-24	CS 13 ETCAOS 16 45°
M21643-10-30	CS 16 ETCAOS 20 45°
ZFR046693	CS 19 ETCAOS 20 45°
M21643-12-36	CS 19 ETCAOS 25 45°
M21643-16-42	CS 25 ETCAOS 30 45°
ZFR003679	CS 25 ETCAOS 38 45°
M21643-20-52	CS 32 ETCAOS 38 45°

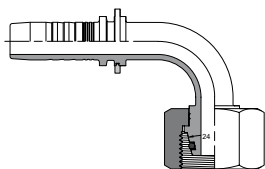


Référence

EMBOUT FEMELLE À 90°, CONE 24°,
O'RING, POUR TUBE MÉTRIQUE,
SÉRIE ALLEMANDE LOURDE

90° female fitting, 24° cone, O'ring,
for heavy DIN metric size pipe

ETCAOS 90°



ZFR015233	CS 04 ETCAOS 06 90°
M21693-03-16	CS 04 ETCAOS 08 90°
M21693-04-16	CS 06 ETCAOS 08 90°
M21693-04-18	CS 06 ETCAOS 10 90°
M21693-04-20	CS 06 ETCAOS 12 90°
M21693-05-18	CS 08 ETCAOS 10 90°
M21693-05-20	CS 08 ETCAOS 12 90°
M21693-06-20	CS 10 ETCAOS 12 90°
M21693-06-22	CS 10 ETCAOS 14 90°
M21692-08-22	CS 13 ETCAOS 14 90°
M21693-08-24	CS 13 ETCAOS 16 90°
M21693-10-30	CS 16 ETCAOS 20 90°
M21692-12-30	CS 19 ETCAOS 20 90°
M21693-12-36	CS 19 ETCAOS 25 90°
M21693-16-42	CS 25 ETCAOS 30 90°
ZFR003671	CS 25 ETCAOS 38 90°
M21693-20-52	CS 32 ETCAOS 38 90°

EMBOUT FEMELLE BSP, CONE 60°

BSP female fitting, 60° cone

FBSP



M20512-03-02	CS 04 FBSP 1/8
M20513-03-04	CS 04 FBSP 1/4
M20512-04-02	CS 06 FBSP 1/8
M20513-04-04	CS 06 FBSP 1/4
M20513-04-06	CS 06 FBSP 3/8
M20512-05-04	CS 08 FBSP 1/4
M20513-05-06	CS 08 FBSP 3/8
M20513-05-08	CS 08 FBSP 1/2
M20512-06-04	CS 10 FBSP 1/4
M20513-06-06	CS 10 FBSP 3/8
M20513-06-08	CS 10 FBSP 1/2
M20512-08-06	CS 13 FBSP 3/8
M20513-08-08	CS 13 FBSP 1/2
M20512-08-10	CS 13 FBSP 5/8
M20512-08-12	CS 13 FBSP 3/4
M20512-10-08	CS 16 FBSP 1/2
M20512-10-10	CS 16 FBSP 5/8
M20512-10-12	CS 16 FBSP 3/4
M20512-12-12	CS 19 FBSP 3/4
M20512-12-16	CS 19 FBSP 1"
M20512-16-16	CS 25 FBSP 1"
M20812-16-20	CS 25 FBSP 1 1/4
M20812-20-20	CS 32 FBSP 1 1/4
M20812-20-24	CS 32 FBSP 1 1/2
M20812-24-24	CS 38 FBSP 1 1/2
M20812-24-32	CS 38 FBSP 2"
M20812-32-32	CS 50 FBSP 2"

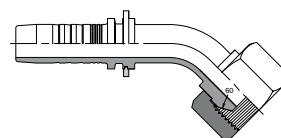


Référence

EMBOUT FEMELLE BSP À 45°, CONE 60°

45° BSP female fitting, 60° cone

FBSP 45°

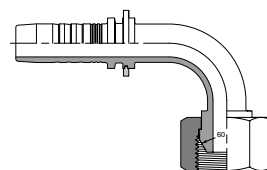


ZFR001840	CS 04 FBSP 1/8 45°
M20543-03-04	CS 04 FBSP 1/4 45°
M20542-04-02	CS 06 FBSP 1/8 45°
M20543-04-04	CS 06 FBSP 1/4 45°
M20543-04-06	CS 06 FBSP 3/8 45°
M20542-05-04	CS 08 FBSP 1/4 45°
M20543-05-06	CS 08 FBSP 3/8 45°
ZFR001848	CS 08 FBSP 1/2 45°
M20542-06-04	CS 10 FBSP 1/4 45°
M20543-06-06	CS 10 FBSP 3/8 45°
M20543-06-08	CS 10 FBSP 1/2 45°
M20542-08-06	CS 13 FBSP 3/8 45°
M20543-08-08	CS 13 FBSP 1/2 45°
M20542-08-10	CS 13 FBSP 5/8 45°
M20542-08-12	CS 13 FBSP 3/4 45°
ZFR001857	CS 16 FBSP 1/2 45°
M20542-10-10	CS 16 FBSP 5/8 45°
M20542-10-12	CS 16 FBSP 3/4 45°
M20542-12-12	CS 19 FBSP 3/4 45°
M20542-12-16	CS 19 FBSP 1" 45°
M20542-16-16	CS 25 FBSP 1" 45°
M20842-16-20	CS 25 FBSP 1 1/4 45°
M20842-20-20	CS 32 FBSP 1 1/4 45°
ZFR001865	CS 32 FBSP 1 1/2 45°
M20842-24-24	CS 38 FBSP 1 1/2 45°
M20842-32-32	CS 50 FBSP 2" 45°

EMBOUT FEMELLE BSP À 90°, CONE 60°

90° BSP female fitting, 60° cone

FBSP 90°



M20592-03-02	CS 04 FBSP 1/8 90°
M20593-03-04	CS 04 FBSP 1/4 90°
M20592-04-02	CS 06 FBSP 1/8 90°
M20593-04-04	CS 06 FBSP 1/4 90°
M20593-04-06	CS 06 FBSP 3/8 90°
M20592-05-04	CS 08 FBSP 1/4 90°
M20593-05-06	CS 08 FBSP 3/8 90°
M20593-05-08	CS 08 FBSP 1/2 90°
M20592-06-04	CS 10 FBSP 1/4 90°
M20593-06-06	CS 10 FBSP 3/8 90°
M20593-06-08	CS 10 FBSP 1/2 90°
M20592-08-06	CS 13 FBSP 3/8 90°
M20593-08-08	CS 13 FBSP 1/2 90°
M20592-08-10	CS 13 FBSP 5/8 90°
M20592-08-12	CS 13 FBSP 3/4 90°
ZFR001827	CS 16 FBSP 1/2 90°
M20592-10-10	CS 16 FBSP 5/8 90°

JUPES et EMBOUTS À SERTIR - SWAGED FERRULES and FITTINGS

EMBOUTS SERTIS
Swaged fittings



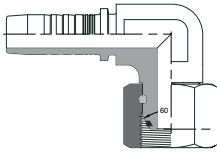
Référence

M20592-10-12	CS 16 FBSP 3/4 90°
M20592-12-12	CS 19 FBSP 3/4 90°
M20592-12-16	CS 19 FBSP 1" 90°
ZFR001832	CS 25 FBSP 3/4 90°
M20592-16-16	CS 25 FBSP 1" 90°
M20892-16-20	CS 25 FBSP 1"1/4 90°
M20892-20-20	CS 32 FBSP 1"1/4 90°
M20892-20-24	CS 32 FBSP 1"1/2 90°
M20892-24-24	CS 38 FBSP 1"1/2 90°
M20892-32-32	CS 50 FBSP 2" 90°

EMBOUT FEMELLE BSP À 90°
COMPACT, CONE 60°

Compact 90° BSP female fitting, 60° cone

FBSPC 90°



M20882-04-04F	CS 06 FBSPC 1/4 90°
M20882-06-06F	CS 10 FBSPC 3/8 90°
M20882-08-08F	CS 13 FBSPC 1/2 90°
M20882-10-10	CS 16 FBSPC 5/8 90°
M20882-12-12F	CS 19 FBSPC 3/4 90°
M20882-16-16F	CS 25 FBSPC 1" 90°

EMBOUT FEMELLE BSP,
CONE 60°

BSP female fitting flat seat

FBSP0

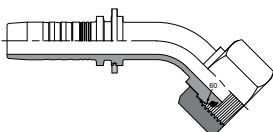


M20813-04-04	CS 06 FBSP0 1/4
M20813-06-06	CS 10 FBSP0 3/8
M20813-08-08	CS 13 FBSP0 1/2
M20812-12-12	CS 19 FBSP0 3/4

EMBOUT FEMELLE BSP À 45°,
CONE 60°

BSP female fitting flat seat

FBSP0 45°



M20843-04-04	CS 06 FBSP0 1/4 45°
ZFR055801	CS 13 FBSP0 1/2 45°
ZFR010107	CS 25 FBSP0 1" 45°

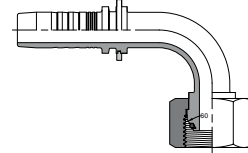


Référence

EMBOUT FEMELLE BSP À 90°,
CONE 60°

90° BSP female fitting, 60° cone

FBSP0 90°

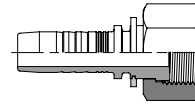


ZFR013105	CS 06 FBSP0 1/4 90°
M20893-06-06	CS 10 FBSP0 3/8 90°
M20893-08-08	CS 13 FBSP0 1/2 90°
M20892-10-10	CS 16 FBSP0 5/8 90°

EMBOUT FEMELLE BSP,
FOND PLAT, FILETAGE GAZ

BSP female fitting flat seat

TG



ZFR001514	CS 06 TG 1/8
M20613-04-04	CS 06 TG 1/4
ZFR001516	CS 06 TG 3/8
ZFR001518	CS 08 TG 1/4
M20613-05-06	CS 08 TG 3/8
ZFR001520	CS 08 TG 1/2
ZFR001521	CS 10 TG 1/4
M20613-06-06	CS 10 TG 3/8
M20613-06-08	CS 10 TG 1/2
ZFR001524	CS 13 TG 3/8
M20613-08-08	CS 13 TG 1/2
M20612-08-12	CS 13 TG 3/4
ZFR001528	CS 16 TG 1/2
M20612-10-12	CS 16 TG 3/4
M20612-12-12	CS 19 TG 3/4
M20612-12-16	CS 19 TG 1"
M20612-16-16	CS 25 TG 1"

EMBOUT FEMELLE JIC, CONE 74°

JIC female fitting, 74° cone

FJ



M22513-03-04	CS 04 FJ 7/16
M22512-03-05	CS 04 FJ 1/2
M22512-04-04	CS 06 FJ 7/16
M22512-04-05	CS 06 FJ 1/2
M22513-04-06	CS 06 FJ 9/16
M22512-05-05	CS 08 FJ 1/2
M22512-05-06	CS 08 FJ 9/16
M22513-05-08	CS 08 FJ 3/4
M22512-06-06	CS 10 FJ 9/16
M22612-06-06	CS 10 FJ 5/8



Référence

M22513-06-08	CS 10 FJ 3/4
M22513-06-10	CS 10 FJ 7/8
M22512-08-08	CS 13 FJ 3/4
M22513-08-10	CS 13 FJ 7/8
M22513-08-12	CS 13 FJ 1"1/16
M22512-10-10	CS 16 FJ 7/8
M22513-10-12	CS 16 FJ 1"1/16
ZFR001898	CS 16 FJ 1"5/16
M22512-12-10	CS 19 FJ 7/8
M22512-12-12	CS 19 FJ 1"1/16
M22512-12-14	CS 19 FJ 1"3/16
M22512-12-16	CS 19 FJ 1"5/16
M22512-16-12	CS 25 FJ 1"1/16
M22512-16-16	CS 25 FJ 1"5/16
M22512-16-20	CS 25 FJ 1"5/8
ZFR031880	CS 32 FJ 1"5/16
M22512-20-20	CS 32 FJ 1"5/8
M22512-20-24	CS 32 FJ 1"7/8
M22512-24-24	CS 38 FJ 1"7/8
M22512-32-32	CS 50 FJ 2"1/2

**EMBOUT FEMELLE JIC
DOUBLE HEXAGONE, CONE 74°**

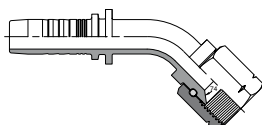
Hexagon double JIC female fitting, 74° cone

FJDH

M22712-04-04	CS 06 FJDH 7/16
M22712-04-06	CS 06 FJDH 9/16
M22712-05-05	CS 08 FJDH 1/2
M22712-05-06	CS 08 FJDH 9/16
M22712-06-06	CS 10 FJDH 9/16
M22712-06-08	CS 10 FJDH 3/4
M22712-08-06	CS 13 FJDH 9/16
M22712-08-08	CS 13 FJDH 3/4
M22712-08-10	CS 13 FJDH 7/8
M22712-10-08	CS 16 FJDH 3/4
M22712-10-10	CS 16 FJDH 7/8
M22712-10-12	CS 16 FJDH 1"1/16
M22712-12-12	CS 19 FJDH 1"1/16
M22712-16-16	CS 25 FJDH 1"5/16
M22712-20-20	CS 32 FJDH 1"5/8
M22712-24-24	CS 38 FJDH 1"7/8
M22712-32-32	CS 50 FJDH 2"1/2

EMBOUT FEMELLE JIC À 45°, CONE 74°

45° JIC female fitting, 74° cone

FJ 45°

M22542-03-04	CS 04 FJ 7/16 45°
M22542-04-04	CS 06 FJ 7/16 45°
M22542-04-05	CS 06 FJ 1/2 45°
M22543-04-06	CS 06 FJ 9/16 45°
M22542-05-05	CS 08 FJ 1/2 45°
M22542-05-06	CS 08 FJ 9/16 45°

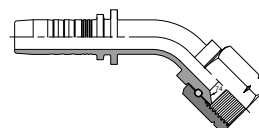


Référence

ZFR001948	CS 08 FJ 3/4 45°
M22542-06-06	CS 10 FJ 9/16 45°
M22543-06-08	CS 10 FJ 3/4 45°
M22543-06-10	CS 10 FJ 7/8 45°
M22542-08-08	CS 13 FJ 3/4 45°
M22543-08-10	CS 13 FJ 7/8 45°
M22543-08-12	CS 13 FJ 1"1/16 45°
M22542-10-10	CS 16 FJ 7/8 45°
M22543-10-12	CS 16 FJ 1"1/16 45°
ZFR001958	CS 16 FJ 1"5/16 45°
M22542-12-10	CS 19 FJ 7/8 45°
M22542-12-12	CS 19 FJ 1"1/16 45°
M22542-12-14	CS 19 FJ 1"3/16 45°
M22542-12-16	CS 19 FJ 1"5/16 45°
ZFR001963	CS 25 FJ 1"1/16 45°
M22542-16-16	CS 25 FJ 1"5/16 45°
M22542-16-20	CS 25 FJ 1"5/8 45°
ZFR157136	CS 32 FJ 1"5/16 45°****
M22542-20-20	CS 32 FJ 1"5/8 45°
M22542-20-24	CS 32 FJ 1"7/8 45°
M22542-24-24	CS 38 FJ 1"7/8 45°
M22542-32-32	CS 50 FJ 2"1/2 45°

EMBOUT FEMELLE JIC À 90°, CONE 74°

90° JIC female fitting, 74° cone

FJ 90°

M22593-03-04	CS 04 FJ 7/16 90°
ZFR017705	CS 04 FJ 1/2 90°
M22592-04-04	CS 06 FJ 7/16 90°
M22592-04-05	CS 06 FJ 1/2 90°
M22593-04-06	CS 06 FJ 9/16 90°
M22592-05-05	CS 08 FJ 1/2 90°
M22592-05-06	CS 08 FJ 9/16 90°
ZFR001919	CS 08 FJ 3/4 90°
M22592-06-06	CS 10 FJ 9/16 90°
ZFR017582	CS 10 FJ 1/2 90°
M22593-06-08	CS 10 FJ 3/4 90°
M22593-06-10	CS 10 FJ 7/8 90°
M22592-08-08	CS 13 FJ 3/4 90°
M22593-08-10	CS 13 FJ 7/8 90°
M22593-08-12	CS 13 FJ 1"1/16 90°
M22592-10-10	CS 16 FJ 7/8 90°
M22593-10-12	CS 16 FJ 1"1/16 90°
ZFR001930	CS 16 FJ 1"5/16 90°
M22592-12-10	CS 19 FJ 7/8 90°
M22592-12-12	CS 19 FJ 1"1/16 90°
M22592-12-14	CS 19 FJ 1"3/16 90°
M22592-12-16	CS 19 FJ 1"5/16 90°
ZFR001935	CS 25 FJ 1"1/16 90°
M22592-16-16	CS 25 FJ 1"5/16 90°
M22592-16-20	CS 25 FJ 1"5/8 90°
M22592-20-20	CS 32 FJ 1"5/8 90°
M22592-20-24	CS 32 FJ 1"7/8 90°
M22592-24-24	CS 38 FJ 1"7/8 90°
M22592-32-32	CS 50 FJ 2"1/2 90°

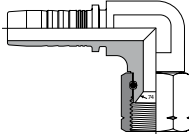
JUPES et EMBOUTS À SERTIR - SWAGED FERRULES and FITTINGS



Référence

EMBOUS FEMELLE JIC À 90°
COMPACT, CONE 74°
Compact 90° JIC female fitting, 74° cone

FJC 90°

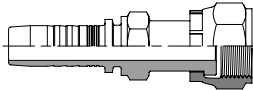


M22582-06-06F	CS 10 FJC 9/16 90°
M22582-06-08F	CS 10 FJC 3/4 90°
M22582-08-08F	CS 13 FJC 3/4 90°
M22582-08-10F	CS 13 FJC 7/8 90°
M22582-12-12F	CS 19 FJC 1"1/16 90°
M22582-16-16F	CS 25 FJC 1"5/16 90°

EMBOUS FEMELLE JA
(TYPE ORFS)

ORFS female fitting

FJA



M22411-04-04	CS 06 FJA 9/16
M22411-04-06	CS 06 FJA 11/16
M22411-05-06	CS 08 FJA 11/16
M22411-06-06	CS 10 FJA 11/16
M22411-06-08	CS 10 FJA 13/16
M22411-08-06	CS 13 FJA 11/16
M22411-08-08	CS 13 FJA 13/16
M22411-08-10	CS 13 FJA 1"
M22411-10-08	CS 16 FJA 13/16
M22411-10-10	CS 16 FJA 1"
M22411-12-10	CS 19 FJA 1"
M22411-12-12	CS 19 FJA 1"3/16
M22411-16-16	CS 25 FJA 1"7/16
M22411-16-20	CS 25 FJA 1"11/16
M22411-20-20	CS 32 FJA 1"11/16
M22411-24-24	CS 38 FJA 2"

EMBOUS FEMELLE JA À 45°
(TYPE ORFS)

45° ORFS female fitting

FJA 45°



M22443-04-04	CS 06 FJA 9/16 45°
M22443-05-06	CS 08 FJA 11/16 45°
M22443-06-06	CS 10 FJA 11/16 45°
M22443-06-08	CS 10 FJA 13/16 45°
M22441-08-06	CS 13 FJA 11/16 45°
M22443-08-08	CS 13 FJA 13/16 45°
M22443-08-10	CS 13 FJA 1" 45°
M22443-08-12	CS 13 FJA 1"3/16 45°



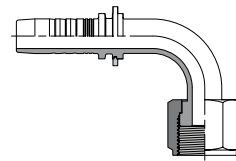
Référence

ZFR017436	CS 16 FJA 13/16 45°
M22443-10-10	CS 16 FJA 1" 45°
M22443-10-12	CS 16 FJA 1"3/16 45°
M22441-12-10	CS 19 FJA 1" 45°
M22443-12-12	CS 19 FJA 1"3/16 45°
M22443-12-16	CS 19 FJA 1"7/16 45°
M22443-16-16	CS 25 FJA 1"7/16 45°
M22443-16-20	CS 25 FJA 1"11/16 45°
M22443-20-20	CS 32 FJA 1"11/16 45°

EMBOUS FEMELLE JA À 90°
(TYPE ORFS)

90° ORFS female fitting

FJA 90°

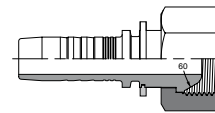


M22493-04-04	CS 06 FJA 9/16 90°
M22493-04-06	CS 06 FJA 11/16 90°
M22493-05-06	CS 08 FJA 11/16 90°
M22493-06-06	CS 10 FJA 11/16 90°
M22493-06-08	CS 10 FJA 13/16 90°
M22491-08-06	CS 13 FJA 11/16 90°
M22493-08-08	CS 13 FJA 13/16 90°
M22493-08-10	CS 13 FJA 1" 90°
M22493-08-12	CS 13 FJA 1"3/16 90°
M22491-10-08	CS 16 FJA 13/16 90°
M22493-10-10	CS 16 FJA 1" 90°
M22493-10-12	CS 16 FJA 1"3/16 90°
M22491-12-10	CS 19 FJA 1" 90°
M22493-12-12	CS 19 FJA 1"3/16 90°
M22493-16-16	CS 25 FJA 1"7/16 90°
M22493-16-20	CS 25 FJA 1"11/16 90°
M22493-20-20	CS 32 FJA 1"11/16 90°

EMBOUS FEMELLE DIN, CONE 60°

DIN female fitting, 60° cone

FD



M21312-04-12	CS 06 FD 12
M21313-04-14	CS 06 FD 14
M21313-04-16	CS 06 FD 16
M21313-05-16	CS 08 FD 16
M21313-05-18	CS 08 FD 18
ZFR001998	CS 08 FD 22
M21312-06-14	CS 10 FD 14
M21312-06-16	CS 10 FD 16
M21313-06-18	CS 10 FD 18
ZFR002002	CS 10 FD 20
M21313-06-22	CS 10 FD 22
M21312-08-18	CS 13 FD 18
M21313-08-22	CS 13 FD 22
ZFR017974	CS 16 FD 22

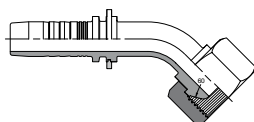


Référence

M21313-10-26	CS 16 FD 26
M21013-12-30	CS 19 FD 30
M21013-16-38	CS 25 FD 38
M21013-20-45	CS 32 FD 45

EMBOUT FEMELLE DIN À 45°, CONE 60°
45° DIN female fitting, 60° cone

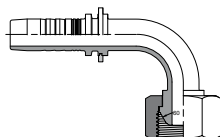
FD 45°



M21343-04-14	CS 06 FD 14 45°
M21343-04-16	CS 06 FD 16 45°
M21343-05-16	CS 08 FD 16 45°
ZFR002035	CS 08 FD 18 45°
ZFR002038	CS 10 FD 16 45°
M21343-06-18	CS 10 FD 18 45°
M21343-06-22	CS 10 FD 22 45°
ZFR002042	CS 13 FD 18 45°
M21343-08-22	CS 13 FD 22 45°

EMBOUT FEMELLE DIN À 90°, CONE 60°
90° DIN female fitting, 60° cone

FD 90°



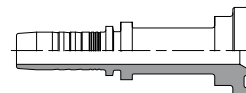
ZFR017602	CS 06 FD 12 90°
M21393-04-14	CS 06 FD 14 90°
M21393-04-16	CS 06 FD 16 90°
M21393-05-16	CS 08 FD 16 90°
M21393-05-18	CS 08 FD 18 90°
M21392-06-16	CS 10 FD 16 90°
M21393-06-18	CS 10 FD 18 90°
ZFR002022	CS 10 FD 20 90°
M21393-06-22	CS 10 FD 22 90°
ZFR002024	CS 13 FD 18 90°
ZFR002025	CS 13 FD 20 90°
M21393-08-22	CS 13 FD 22 90°
M21393-10-26	CS 16 FD 26 90°



Référence

★ EMBOUT À BRIDE,
SAE J518, 3000 PSI
SAE J518 flange fitting, 3000 PSI

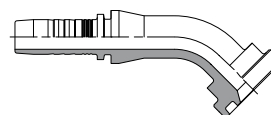
BR



M23311-08-08	CS 13 BR 30
M23311-08-12	CS 13 BR 38
ZFR002094	CS 16 BR 30
M24111-10-10	CS 16 BR 34
ZFR002095	CS 16 BR 38
M23311-12-12	CS 19 BR 38
M23311-12-16	CS 19 BR 44
M23311-12-20	CS 19 BR 51
M23311-16-16	CS 25 BR 44
M23311-16-20	CS 25 BR 51
M23311-20-20	CS 32 BR 51
M23311-20-24	CS 32 BR 60
M23311-24-24	CS 38 BR 60
M23311-24-32	CS 38 BR 71
M23311-32-32	CS 50 BR 71
M23311-32-40	CS 50 BR 84

★ EMBOUT À BRIDE À 45°,
SAE J518, 3000 PSI
45° SAE J518 flange fitting, 3000 PSI

BR 45°



M23341-08-08	CS 13 BR 30 45°
ZFR002121	CS 13 BR 38 45°
ZFR002122	CS 16 BR 30 45°
M24141-10-10	CS 16 BR 34 45°
ZFR002123	CS 16 BR 38 45°
M23341-12-12	CS 19 BR 38 45°
M23341-12-16	CS 19 BR 44 45°
ZFR017982	CS 25 BR 38 45°
M23341-16-16	CS 25 BR 44 45°
M23341-16-20	CS 25 BR 51 45°
M23341-20-20	CS 32 BR 51 45°
M23341-20-24	CS 32 BR 60 45°
M23341-24-24	CS 38 BR 60 45°
M23341-24-32	CS 38 BR 71 45°
M23341-32-32	CS 50 BR 71 45°
ZFR002133	CS 50 BR 84 45°

JUPES et EMBOUTS À SERTIR - SWAGED FERRULES and FITTINGS

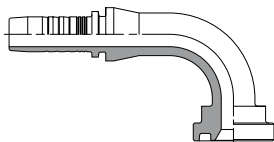
EMBOUTS SERTIS
Swaged fittings



Référence

★ EMBOUT À BRIDE À 90°,
SAE J518, 3000 PSI
90° SAE J518 flange fitting, 3000 PSI

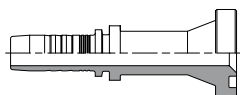
BR 90°



M23391-08-08	CS 13 BR 30 90°
M23391-08-12	CS 13 BR 38 90°
ZFR002108	CS 16 BR 30 90°
M24191-10-10	CS 16 BR 34 90°
M23391-10-12	CS 16 BR 38 90°
M23391-12-12	CS 19 BR 38 90°
M23391-12-16	CS 19 BR 44 90°
M23391-16-16	CS 25 BR 44 90°
M23391-16-20	CS 25 BR 51 90°
M23391-20-20	CS 32 BR 51 90°
M23391-20-24	CS 32 BR 60 90°
ZFR018076	CS 32 BR 71 90°
M23391-24-24	CS 38 BR 60 90°
M23391-24-32	CS 38 BR 71 90°
M23391-32-32	CS 50 BR 71 90°
M23391-32-40	CS 50 BR 84 90°
ZFR088653	CS 63 BR 71 90°

★ EMBOUT À BRIDE,
SAE J518, 6000 PSI
SAE J518 flange fitting, 6000 PSI

BR6



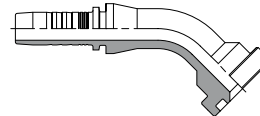
M23611-08-08	CS 13 BR6 32
M23611-08-12	CS 13 BR6 41
ZFR001081	CS 16 BR6 32
M23611-10-12	CS 16 BR6 41
M23611-12-12	CS 19 BR6 41
M23611-12-16	CS 19 BR6 48
M23611-16-16	CS 25 BR6 48
M23611-16-20	CS 25 BR6 54
M23611-20-20	CS 32 BR6 54
M23611-20-24	CS 32 BR6 63
M23611-24-24	CS 38 BR6 63
ZFR001090	CS 38 BR6 80
M23611-32-32	CS 50 BR6 80



Référence

★ EMBOUT À BRIDE À 45°,
SAE J518, 6000 PSI
45° SAE J518 flange fitting, 6000 PSI

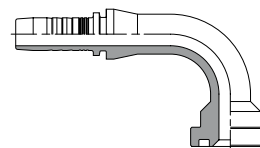
BR6 45°



M23641-08-08	CS 13 BR6 32 45°
M23641-08-12	CS 13 BR6 41 45°
ZFR001107	CS 16 BR6 32 45°
M23641-10-12	CS 16 BR6 41 45°
M23641-12-12	CS 19 BR6 41 45°
M23641-12-16	CS 19 BR6 48 45°
M23641-16-16	CS 25 BR6 48 45°
M23641-16-20	CS 25 BR6 54 45°
M23641-20-20	CS 32 BR6 54 45°
M23641-20-24	CS 32 BR6 63 45°
M23641-24-24	CS 38 BR6 63 45°
ZFR001116	CS 38 BR6 80 45°
M23641-32-32	CS 50 BR6 80 45°

★ EMBOUT À BRIDE À 90°,
SAE J518, 6000 PSI
90° SAE J518 flange fitting, 6000 PSI

BR6 90°



M23691-08-08	CS 13 BR6 32 90°
M23691-08-12	CS 13 BR6 41 90°
ZFR001094	CS 16 BR6 32 90°
M23691-10-12	CS 16 BR6 41 90°
M23691-12-12	CS 19 BR6 41 90°
M23691-12-16	CS 19 BR6 48 90°
M23691-16-16	CS 25 BR6 48 90°
M23691-16-20	CS 25 BR6 54 90°
M23691-20-20	CS 32 BR6 54 90°
M23691-20-24	CS 32 BR6 63 90°
M23691-24-24	CS 38 BR6 63 90°
ZFR001103	CS 38 BR6 80 90°
M23691-32-32	CS 50 BR6 80 90°

EMBOUT À BRIDE "CATERPILLAR"
"CATERPILLAR" flange fitting

BR6 CAT



M23911-12-12	CS 19 BR6 41 CAT
M23911-16-16	CS 25 BR6 48 CAT
M23911-16-20	CS 25 BR6 54 CAT
M23911-20-20	CS 32 BR6 54 CAT
M23911-24-24	CS 38 BR6 63 CAT

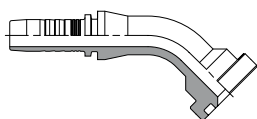


Référence

EMBOUIT À BRIDE À 45° "CATERPILLAR"

"CATERPILLAR" 45° flange fitting

BR6 45° CAT

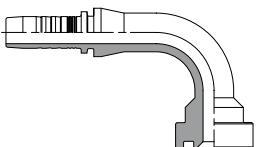


M23941-12-12	CS 19 BR6 41 45° CAT
M23941-16-16	CS 25 BR6 48 45° CAT
M23941-20-20	CS 32 BR6 54 45° CAT

EMBOUIT À BRIDE À 90° "CATERPILLAR"

"CATERPILLAR" 90° flange fitting

BR6 90° CAT

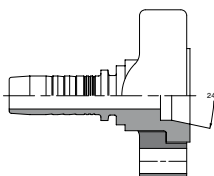


M23991-12-12	CS 19 BR6 41 90° CAT
M23991-16-16	CS 25 BR6 48 90° CAT
M23991-20-20	CS 32 BR6 54 90° CAT

EMBOUIT MALE "POCLAIN"

"POCLAIN" male fitting

BMP

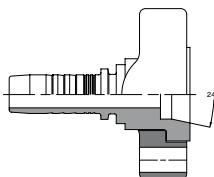


ZFR005343	CS 13 BMP 17
ZFR005349	CS 16 BMP 21
ZFR005350	CS 19 BMP 27
ZFR006534	CS 25 BMP 33

EMBOUIT FEMELLE "POCLAIN"

"POCLAIN" female fitting

BFP



ZFR009426	CS 13 BFP 17
ZFR009427	CS 16 BFP 21
ZFR009428	CS 19 BFP 27
ZFR009429	CS 25 BFP 33

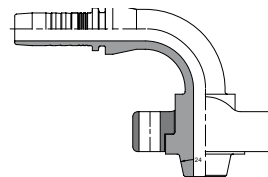


Référence

EMBOUIT FEMELLE À 90° "POCLAIN"

"POCLAIN" 90° female fitting

BFP 90°



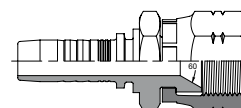
ZFR009430	CS 13 BFP 17 90°
ZFR009431	CS 16 BFP 21 90°
ZFR009432	CS 19 BFP 27 90°
ZFR009433	CS 25 BFP 33 90°
ZFR001168	CS 32 BFP 42 90°

EMBOUIT FEMELLE MÉTRIQUE

"KOMATSU", CONE 60°

"KOMATSU" metric female fitting, 60° cone

TMK



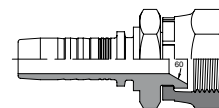
M24011-04-14	CS 06 TMK 14
M24011-04-18	CS 06 TMK 18
M24011-05-16	CS 08 TMK 16
M24011-06-18	CS 10 TMK 18
M24011-08-22	CS 13 TMK 22
M24011-10-24	CS 16 TMK 24
M24011-12-30	CS 19 TMK 30
M24011-16-33	CS 25 TMK 33
M24011-20-36	CS 32 TMK 36
M24012-24-42	CS 38 TMK 42

EMBOUIT FEMELLE "TOYOTA",

FILETAGE GAZ, CONE 60°

"TOYOTA" female fitting, BSP thread, 60° cone

FJG



M23811-04-04	CS 06 FJG 1/4
ZFR006915	CS 08 FJG 3/8
M23811-06-06	CS 10 FJG 3/8
M23811-08-08	CS 13 FJG 1/2
M23811-12-12	CS 19 FJG 3/4
M23811-16-16	CS 25 FJG 1"

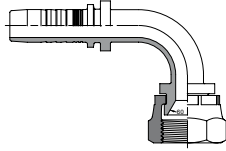
JUPES et EMBOUTS À SERTIR - SWAGED FERRULES and FITTINGS



Référence

EMBOU FEMELLE À 90° "TOYOTA",
FILETAGE GAZ, CONE 60°
"TOYOTA" 90° female fitting, BSP thread, 60° cone

FJG 90°

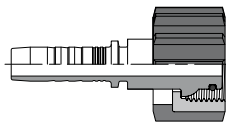


ZFR007735	7735	CS 06 FJG 1/4 90°
ZFR005730	5730	CS 10 FJG 3/8 90°
ZFR007736	7736	CS 13 FJG 1/2 90°
ZFR007737	7737	CS 19 FJG 3/4 90°

EMBOU FEMELLE POUR LAVAGE
AVEC ÉCROU MOULÉ

Female fitting for cleaning with moulded nut

ETK



M24913-04-22KA	CS 06 ETK 22 NM
M24913-05-22KA	CS 08 ETK 22 NM
M24913-06-22KA	CS 10 ETK 22 NM

EMBOU LISSE POUR LAVAGE

Standpipe fitting for cleaning

ELK



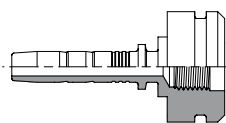
(**) embout sans 6 pans / fitting without cons-nut

ZFR088376	CS 06 ELK 09 (**)
ZFR017393	CS 06 ELK 10
ZFR021798	CS 06 ELK 11
ZFR021079	CS 08 ELK 10
ZFR021799	CS 08 ELK 11

EMBOU "STIHL"

"STIHL" fitting

STL



ZFR021791	21791	CS 06 F10X100 STL
ZFR021790	21790	CS 06 M14X100 STL



Référence

EMBOU ORIENTABLE
TYPE BANJO

Banjo fitting

OR



ZFR009538	CS 04 OR 10
ZFR017868	CS 04 OR 14
ZFR017596	CS 06 OR 08
ZFR007351	CS 06 OR 10
ZFR002071	CS 06 OR 12
ZFR002072	CS 06 OR 13
ZFR002073	CS 06 OR 14
ZFR017869	CS 06 OR 16
ZFR012944	CS 06 OR 17
ZFR017576	CS 06 OR 18
ZFR017587	CS 08 OR 10
ZFR017586	CS 08 OR 12
ZFR002074	CS 08 OR 14
ZFR005398	CS 08 OR 16
ZFR002076	CS 08 OR 18
ZFR017585	CS 10 OR 10
ZFR017588	CS 10 OR 12
ZFR002077	CS 10 OR 14
ZFR005399	CS 10 OR 16
ZFR005690	CS 10 OR 17
ZFR002080	CS 10 OR 18
ZFR005704	CS 10 OR 20
ZFR002082	CS 10 OR 21
ZFR017597	CS 10 OR 22
ZFR002083	CS 13 OR 17
ZFR002084	CS 13 OR 18
ZFR002085	CS 13 OR 21
ZFR002086	CS 13 OR 22
ZFR018286	CS 16 OR 18
ZFR002087	CS 16 OR 22/25
ZFR017598	CS 16 OR 26
ZFR005703	CS 19 OR 26
ZFR017599	CS 25 OR 30

EMBOU JONCTION DOUBLE

Double fitting connector

JD



M10050-03-03	CS 04 JD***
M10050-04-04	CS 06 JD
M10050-05-05	CS 08 JD
M10050-06-06	CS 10 JD
M10050-08-08	CS 13 JD
M10050-10-10	CS 16 JD
M10050-12-12	CS 19 JD
M10050-16-16	CS 25 JD

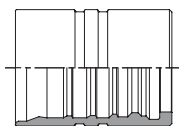


Référence

JUPE POUR TUYAUX AVEC DÉNUDAGES INTÉRIEUR ET EXTÉRIEUR, 4SP, 4SH, R15 XTRAFLEX 5000 ET XTRAFLEX 6000

Ferrule for hoses with inner and outer skive 4SP, 4SH, R15, Xtraflex 5000 and Xtraflex 6000

JS 1500

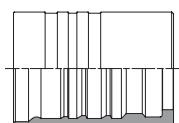


M01500-12	JS 1519
M01500-16	JS 1525
M01500-20	JS 1532
M01500-24	JS 1538
M01500-32	JS 1550

JUPE POUR TUYAU AVEC DÉNUDAGES INTÉRIEUR ET EXTÉRIEUR, R15 ET XTRAFLEX 5000

Ferrule for hose with inner and outer skive, R15 and Xtraflex 5000

JS 1600

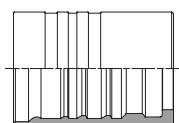


M01600-20	JS 1632
M01600-24	JS 1638

JUPE POUR TUYAU AVEC DÉNUDAGES INTÉRIEUR ET EXTÉRIEUR, R13

Ferrule for hose with inner and outer skive, R13

JS 1800



M01800-32	JS 1850
-----------	---------

◆ EMBOUT MALE, CONE 24°, POUR TUBE GAZ, SÉRIE FRANCAISE
Male fitting, 24° cone, for french gas size pipe

EM



ZFR065297	CS IP 19 EM 27
ZFR065298	CS IP 25 EM 33
ZFR065299	CS IP 32 EM 42
ZFR065300	CS IP 38 EM 49



Référence

◆ EMBOUT MALE, CONE 24°, POUR TUBE MÉTRIQUE, SÉRIE ALLEMANDE LOURDE
Male fitting, 24° cone, for heavy DIN metric size pipe

EMAS



M31210-12-30	CS IP 19 EMAS 20
M31210-12-36	CS IP 19 EMAS 25
M31210-16-36	CS IP 25 EMAS 25
M31210-16-42	CS IP 25 EMAS 30
M31210-20-52	CS IP 32 EMAS 38

◆ EMBOUT MALE CONIQUE BRIGGS (NPT)
NPT male fitting

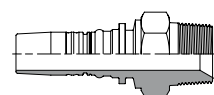
MB



M32810-12-12	CS IP 19 MB 3/4
M32810-16-16	CS IP 25 MB 1"
M32810-20-20	CS IP 32 MB 1 1/4"
M32810-24-24	CS IP 38 MB 1 1/2"
M32810-32-32	CS IP 50 MB 2"

◆ EMBOUT MALE GAZ CONIQUE (WHITWORTH)
BSP tapered male fitting (whitworth)

MC



ZFR065320	CS IP 25 MC 1"
ZFR065321	CS IP 32 MC 1 1/4"
ZFR065322	CS IP 38 MC 1 1/2"

◆ EMBOUT MALE BSP, CONE 60°
BSP male fitting, 60° cone

MBSP



M30510-12-12	CS IP 19 MBSP 3/4
M30510-16-16	CS IP 25 MBSP 1"
M30510-20-20	CS IP 32 MBSP 1 1/4"
M30510-24-24	CS IP 38 MBSP 1 1/2"
M30510-32-32	CS IP 50 MBSP 2"

JUPES et EMBOUTS À SERTIR - SWAGED FERRULES and FITTINGS



Référence

- ◆ EMBOUT MALE JIC, CONE 74°
JIC male fitting, 74° cone

MJ



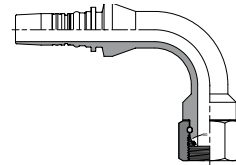
ZFR065324	CS IP 19 MJ 1"1/16
M32510-16-16	CS IP 25 MJ 1"5/16
M32510-16-20	CS IP 25 MJ 1"5/8
ZFR065325	CS IP 32 MJ 1"5/8
ZFR065326	CS IP 38 MJ 1"7/8
ZFR065327	CS IP 50 MJ 2"1/2



Référence

- ◆ EMBOUT FEMELLE BSP À 90°, CONE 60°
90° BSP female fitting, 60° cone

FBSP 90°



M40892-12-12	CS IP 19 FBSP 3/4 90°
M40892-16-16	CS IP 25 FBSP 1" 90°
M40892-20-20	CS IP 32 FBSP 1"1/4 90°
M40892-24-24	CS IP 38 FBSP 1"1/2 90°
M40892-32-32	CS IP 50 FBSP 2" 90°

- ◆ EMBOUT FEMELLE BSP, CONE 60°
BSP female fitting, 60° cone

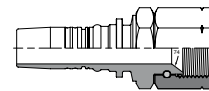
FBSP



M40812-12-12	CS IP 19 FBSP 3/4
M40812-16-16	CS IP 25 FBSP 1"
M40812-16-20	CS IP 25 FBSP 1"1/4
M40812-20-20	CS IP 32 FBSP 1"1/4
M40812-24-24	CS IP 38 FBSP 1"1/2
M40812-32-32	CS IP 50 FBSP 2"

- ◆ EMBOUT FEMELLE JIC, CONE 74°
JIC female fitting, 74° cone

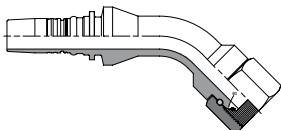
FJ



M42512-12-12	CS IP 19 FJ 1"1/16
M42512-16-16	CS IP 25 FJ 1"5/16
M42512-20-20	CS IP 32 FJ 1"5/8
M42512-24-24	CS IP 38 FJ 1"7/8
M42512-32-32	CS IP 50 FJ 2"1/2

- ◆ EMBOUT FEMELLE BSP À 45°, CONE 60°
45° BSP female fitting, 60° cone

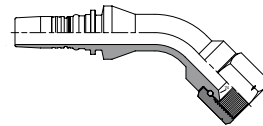
FBSP 45°



M40842-12-12	CS IP 19 FBSP 3/4 45°
M40842-16-16	CS IP 25 FBSP 1" 45°
M40842-20-20	CS IP 32 FBSP 1"1/4 45°
M40842-24-24	CS IP 38 FBSP 1"1/2 45°
M40842-32-32	CS IP 50 FBSP 2" 45°

- ◆ EMBOUT FEMELLE JIC À 45°, CONE 74°
45° JIC female fitting, 74° cone

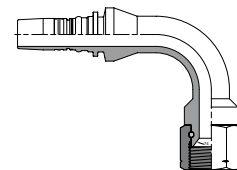
FJ 45°



M42542-12-12	CS IP 19 FJ 1"1/16 45°
ZFR065317	CS IP 19 FJ 1"5/16 45°
M42542-16-16	CS IP 25 FJ 1"5/16 45°
M42542-20-20	CS IP 32 FJ 1"5/8 45°
M42542-24-24	CS IP 38 FJ 1"7/8 45°
M42542-32-32	CS IP 50 FJ 2"1/2 45°

- ◆ EMBOUT FEMELLE JIC À 90°, CONE 74°
90° JIC female fitting, 74° cone

FJ 90°



M42592-12-12	CS IP 19 FJ 1"1/16 90°
M42592-12-16	CS IP 19 FJ 1"5/16 90°
M42592-16-16	CS IP 25 FJ 1"5/16 90°



Référence

M42592-20-20	CS IP 32 FJ 1"5/8 90°
M42592-24-24	CS IP 38 FJ 1"7/8 90°
M42592-32-32	CS IP 50 FJ 2"1/2 90°

◆ EMBOUT FEMELLE JA
(TYPE ORFS)
ORFS female fitting

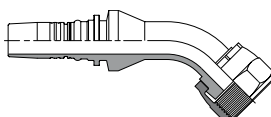
FJA



M42411-12-12	CS IP 19 FJA 1"3/16
M42411-16-16	CS IP 25 FJA 1"7/16
M42411-20-20	CS IP 32 FJA 1"11/16
M42411-24-24	CS IP 38 FJA 2"

◆ EMBOUT FEMELLE JA À 45°
(TYPE ORFS)
45° ORFS female fitting

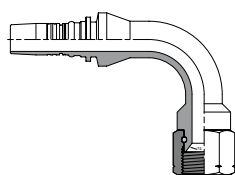
FJA 45°



M42441-12-12	CS IP 19 FJA 1"3/16 45°
M42441-16-16	CS IP 25 FJA 1"7/16 45°
M42441-20-20	CS IP 32 FJA 1"11/16 45°
M42441-24-24	CS IP 38 FJA 2" 45°

◆ EMBOUT FEMELLE JA À 90°
(TYPE ORFS)
90° ORFS female fitting

FJA 90°



M42491-12-12	CS IP 19 FJA 1"3/16 90°
M42491-16-16	CS IP 25 FJA 1"7/16 90°
M42491-20-20	CS IP 32 FJA 1"11/16 90°
M42491-24-24	CS IP 38 FJA 2" 90°



Référence

◆ EMBOUT FEMELLE, CONE 24°, O'RING,
POUR TUBE GAZ, SÉRIE FRANCAISE
Female fitting, 24° cone, O'ring, for french gas size pipe

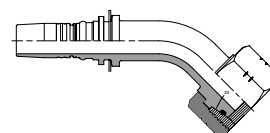
ETCO



ZFR065306	CS IP 19 ETCO 27
ZFR065305	CS IP 25 ETCO 33
ZFR065307	CS IP 32 ETCO 42
ZFR065308	CS IP 38 ETCO 49

◆ EMBOUT FEMELLE À 45°, CONE 24°, O'RING,
POUR TUBE GAZ, SÉRIE FRANCAISE
45° female fitting, 24° cone, O'ring, for french gas size pipe

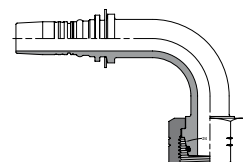
ETCO 45°



ZFR065309	CS IP 19 ETCO 27 45°
ZFR065310	CS IP 25 ETCO 33 45°
ZFR065311	CS IP 32 ETCO 42 45°
ZFR065312	CS IP 38 ETCO 49 45°

◆ EMBOUT FEMELLE À 90°, CONE 24°, O'RING,
POUR TUBE GAZ, SÉRIE FRANCAISE
90° female fitting, 24° cone, O'ring, for french gas size pipe

ETCO 90°



ZFR065315	CS IP 19 ETCO 27 90°
ZFR065313	CS IP 25 ETCO 33 90°
ZFR065314	CS IP 32 ETCO 42 90°
ZFR065316	CS IP 38 ETCO 49 90°

JUPES et EMBOUTS À SERTIR - SWAGED FERRULES and FITTINGS

EMBOUTS SERTIS
Swaged fittings



Référence

◆ EMBOUT FEMELLE, CONE 24°,
O'RING, POUR TUBE MÉTRIQUE,
SÉRIE ALLEMANDE LOURDE

Female fitting, 24° cone, O'ring for heavy DIN metric size pipe

ETCAOS



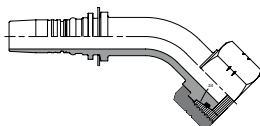
* écrou à jonc

M41612-12-30	CS IP 19 ETCAOS 20*
M41613-12-36	CS IP 19 ETCAOS 25
M41612-16-36	CS IP 25 ETCAOS 25*
M41613-16-42	CS IP 25 ETCAOS 30
M41613-20-52	CS IP 32 ETCAOS 38

◆ EMBOUT FEMELLE À 45°, CONE 24°,
O'RING, POUR TUBE MÉTRIQUE,
SÉRIE ALLEMANDE LOURDE

45° female fitting, 24° cone, O'ring, for heavy DIN metric size pipe

ETCAOS 45°

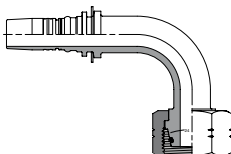


M41643-12-36	CS IP 19 ETCAOS 25 45°
M41642-16-36	CS IP 25 ETCAOS 25 45°
M41643-16-42	CS IP 25 ETCAOS 30 45°
M41643-20-52	CS IP 32 ETCAOS 38 45°

◆ EMBOUT FEMELLE À 90°, CONE 24°,
O'RING, POUR TUBE MÉTRIQUE,
SÉRIE ALLEMANDE LOURDE

90° female fitting, 24° cone, O'ring, for heavy DIN metric size pipe

ETCAOS 90°



M41692-12-30	CS IP 19 ETCAOS 20 90°
M41693-12-36	CS IP 19 ETCAOS 25 90°
M41692-16-36	CS IP 25 ETCAOS 25 90°
M41693-16-42	CS IP 25 ETCAOS 30 90°
M41693-20-52	CS IP 32 ETCAOS 38 90°



Référence

◆ EMBOUT À BRIDE,
SAE J518, 3000 PSI

SAE J518 flange fitting, 3000 PSI

BR

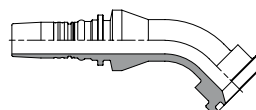


M43310-12-12	CS IP 19 BR 38
M43310-12-16	CS IP 19 BR 44
M43310-16-16	CS IP 25 BR 44
M43310-16-20	CS IP 25 BR 51
M43310-20-20	CS IP 32 BR 51
M43310-20-24	CS IP 32 BR 60
M43310-24-24	CS IP 38 BR 60
M43310-24-32	CS IP 38 BR 71
M43310-32-32	CS IP 50 BR 71

◆ EMBOUT À BRIDE À 45°,
SAE J518, 3000 PSI

45° SAE J518 flange fitting, 3000 PSI

BR 45°



M43340-12-12	CS IP 19 BR 38 45°
M43340-12-16	CS IP 19 BR 44 45°
M43340-16-16	CS IP 25 BR 44 45°
M43340-16-20	CS IP 25 BR 51 45°
M43340-20-20	CS IP 32 BR 51 45°
M43340-20-24	CS IP 32 BR 60 45°
M43340-24-24	CS IP 38 BR 60 45°
M43340-24-32	CS IP 38 BR 71 45°
M43340-32-32	CS IP 50 BR 71 45°

◆ EMBOUT À BRIDE À 90°,
SAE J518, 3000 PSI

90° SAE J518 flange fitting, 3000 PSI

BR 90°



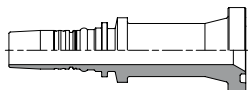
M43390-12-12	CS IP 19 BR 38 90°
M43390-12-16	CS IP 19 BR 44 90°
M43390-16-16	CS IP 25 BR 44 90°
M43390-16-20	CS IP 25 BR 51 90°
M43390-20-20	CS IP 32 BR 51 90°
M43390-20-24	CS IP 32 BR 60 90°
M43390-24-24	CS IP 38 BR 60 90°
M43390-24-32	CS IP 38 BR 71 90°
M43390-32-32	CS IP 50 BR 71 90°



Référence

◆ EMBOUT À BRIDE,
SAE J518, 6000 PSI
SAE J518 flange fitting, 6000 PSI

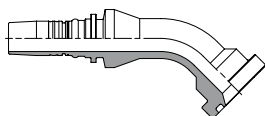
BR6



M43610-12-12	CS IP 19 BR6 41
M43610-12-16	CS IP 19 BR6 48
M43610-16-12	CS IP 25 BR6 41
M43610-16-16	CS IP 25 BR6 48
M43610-16-20	CS IP 25 BR6 54
M43610-20-16	CS IP 32 BR6 48
M43610-20-20	CS IP 32 BR6 54
M43610-20-24	CS IP 32 BR6 63
M43610-24-20	CS IP 38 BR6 54
M43610-24-24	CS IP 38 BR6 63
M43610-24-32	CS IP 38 BR6 80
M43610-32-32	CS IP 50 BR6 80

◆ EMBOUT À BRIDE À 45°,
SAE J518, 6000 PSI
45° SAE J518 flange fitting, 6000 PSI

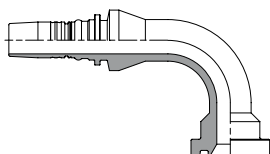
BR6 45°



M43640-12-08	CS IP 19 BR6 32 45°
M43640-12-12	CS IP 19 BR6 41 45°
M43640-12-16	CS IP 19 BR6 48 45°
M43640-16-12	CS IP 25 BR6 41 45°
M43640-16-16	CS IP 25 BR6 48 45°
M43640-16-20	CS IP 25 BR6 54 45°
M43640-20-16	CS IP 32 BR6 48 45°
M43640-20-20	CS IP 32 BR6 54 45°
M43640-20-24	CS IP 32 BR6 63 45°
M43640-24-24	CS IP 38 BR6 63 45°
M43640-24-32	CS IP 38 BR6 80 45°
M43640-32-32	CS IP 50 BR6 80 45°

◆ EMBOUT À BRIDE À 90°,
SAE J518, 6000 PSI
90° SAE J518 flange fitting, 6000 PSI

BR6 90°



M43690-12-12	CS IP 19 BR6 41 90°
M43690-12-16	CS IP 19 BR6 48 90°
M43690-16-12	CS IP 25 BR6 41 90°
M43690-16-16	CS IP 25 BR6 48 90°
M43690-16-20	CS IP 25 BR6 54 90°
M43690-20-16	CS IP 32 BR6 48 90°

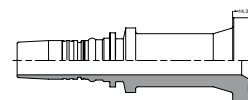


Référence

M43690-20-20	CS IP 32 BR6 54 90°
M43690-20-24	CS IP 32 BR6 63 90°
M43690-24-24	CS IP 38 BR6 63 90°
M43690-24-32	CS IP 38 BR6 80 90°
M43690-32-32	CS IP 50 BR6 80 90°

◆ EMBOUT À BRIDE "CATERPILLAR"
"CATERPILLAR" flange fitting

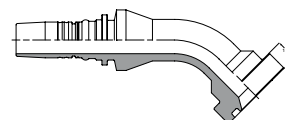
BR6 CAT



M43910-12-12	CS IP 19 BR6 41 CAT
M43910-16-16	CS IP 25 BR6 48 CAT
M43910-20-20	CS IP 32 BR6 54 CAT
M43910-24-24	CS IP 38 BR6 63 CAT

◆ EMBOUT À BRIDE À 45° "CATERPILLAR"
"CATERPILLAR" 45° flange fitting

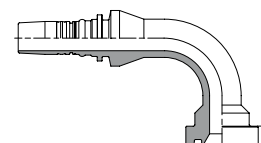
BR6 45° CAT



M43940-12-12	CS IP 19 BR6 41 45° CAT
M43940-16-16	CS IP 25 BR6 48 45° CAT
M43940-20-20	CS IP 32 BR6 54 45° CAT
M43940-24-24	CS IP 38 BR6 63 45° CAT

◆ EMBOUT À BRIDE À 90° "CATERPILLAR"
"CATERPILLAR" 90° flange fitting

BR6 90° CAT



M43990-12-12	CS IP 19 BR6 41 90° CAT
M43990-16-16	CS IP 25 BR6 48 90° CAT
M43990-20-20	CS IP 32 BR6 54 90° CAT
M43990-24-24	CS IP 38 BR6 63 90° CAT

JUPES et EMBOUTS À SERTIR - SWAGED FERRULES and FITTINGS

EMBOUITS SERTIS
Swaged fittings



Référence

◆ EMBOUT MALE "POCLAIN"
"POCLAIN" male fitting

BMP



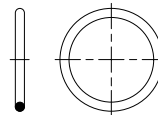
ZFR065292	CS IP 19 BMP 27
ZFR065293	CS IP 25 BMP 33
ZFR065294	CS IP 32 BMP 42



Référence

JOINT TORIQUE POUR EMBOUTS
À SERTIR INTERLOCK+
O'ring for interlock+ swaged fittings

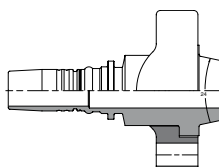
JT IP



ZFR065144	JT IP 19
ZFR065145	JT IP 25
ZFR065146	JT IP 32
ZFR065147	JT IP 38
ZFR065148	JT IP 50

◆ EMBOUT FEMELLE "POCLAIN"
"POCLAIN" female fitting

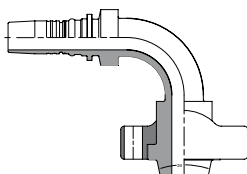
BFP



ZFR065289	CS IP 19 BFP 27
ZFR065288	CS IP 25 BFP 33
ZFR065287	CS IP 32 BFP 42

◆ EMBOUT FEMELLE À 90° "POCLAIN"
"POCLAIN" 90° female fitting

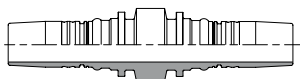
BFP 90°



ZFR066989	CS IP 19 BFP 27 90°
ZFR065291	CS IP 25 BFP 33 90°
ZFR065290	CS IP 32 BFP 42 90°

◆ EMBOUT JONCTION DOUBLE
Double fitting connector

JD



M30050-20-20	CS IP 32 JD
M30050-24-24	CS IP 38 JD

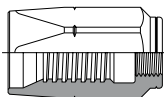


Référence

JUPE POUR TUYAU R1
AVEC DÉNUDAGE

Reusable ferrule for skive type R1 hose

JV 100



ZFR000106	JV 106***
ZFR000107	JV 108***
ZFR000108	JV 110***
ZFR000109	JV 113***
ZFR000110	JV 116***
ZFR000111	JV 119***
ZFR000112	JV 125***

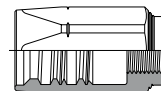


Référence

JUPE POUR TUYAU R2T
SANS DÉNUDAGE

Reusable ferrule for no skive type R2T hose

JVAT 200

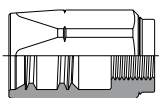


ZFR006789	JVAT 206***
ZFR015199	JVAT 208***
ZFR015200	JVAT 210***
ZFR015201	JVAT 213***
ZFR006790	JVAT 216***
ZFR006796	JVAT 219***
ZFR006798	JVAT 225***

JUPE POUR TUYAU R1T
SANS DÉNUDAGE

Reusable ferrule for no skive type R1T hose

JVAT 100

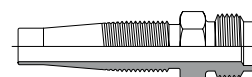


ZFR006791	JVAT 106***
ZFR006792	JVAT 108***
ZFR006788	JVAT 110***
ZFR006793	JVAT 113***
ZFR006840	JVAT 116***
ZFR006794	JVAT 119***
ZFR006795	JVAT 125***

EMBOUT MALE POUR VALVE AGRICOLE

Male fitting for farm valve

MVA

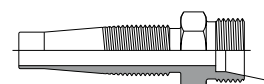


ZFR000144	CV 08 MVA 18***
ZFR000145	CV 10 MVA 18***
ZFR000146	CV 13 MVA 18***

EMBOUT MALE, CONE 24°,
POUR TUBE GAZ, SÉRIE FRANÇAISE

Male fitting, 24° cone, for gas size pipe

EM

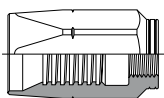


ZFR000148	CV 06 EM 13***
ZFR000149	CV 08 EM 13***
ZFR000151	CV 10 EM 13***
ZFR000152	CV 10 EM 17***
ZFR007296	CV 13 EM 13***
ZFR000153	CV 13 EM 17***
ZFR000154	CV 16 EM 21***

JUPE POUR TUYAU R2
AVEC DÉNUDAGE

Reusable ferrule for skive type R2 hose

JV 200

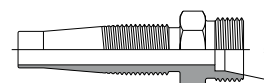


ZFR000117	JV 206***
ZFR000118	JV 208***
ZFR000119	JV 210***
ZFR000120	JV 213***
ZFR000121	JV 216***
ZFR000122	JV 219***
ZFR000123	JV 225***

EMBOUT MALE, CONE 24°,
POUR TUBE MÉTRIQUE, SÉRIE FRANÇAISE

Male fitting, 24° cone, for french metric size pipe

EM



ZFR000167	CV 10 EM 14***
ZFR000168	CV 13 EM 14***

EMBOUTS VISSÉS
Reusable fittings

JUPES et EMBOUTS À VISSER - REUSABLE FERRULES and FITTINGS

EMBOUTS VISSÉS
Reusable fittings

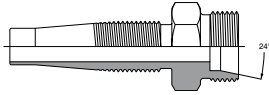


Référence

EMBOUT MALE, CONE 24°,
POUR TUBE MÉTRIQUE,
SÉRIE ALLEMANDE LÉGÈRE

Male fitting, 24° cone, for light DIN metric size pipe

EMAL

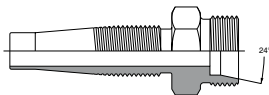


ZFR012657	CV 06 EMAL 10***
ZFR015260	CV 08 EMAL 10***
ZFR012658	CV 08 EMAL 12***
ZFR015261	CV 10 EMAL 12***
ZFR012659	CV 13 EMAL 15***
ZFR000195	CV 16 EMAL 18***

EMBOUT MALE, CONE 24°,
POUR TUBE MÉTRIQUE,
SÉRIE ALLEMANDE LOURDE

Male fitting, 24° cone, for heavy DIN metric size pipe

EMAS

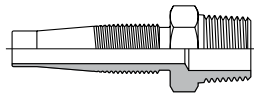


ZFR000189	CV 08 EMAS 12***
ZFR000191	CV 10 EMAS 12***
ZFR000192	CV 10 EMAS 14***
ZFR015281	CV 13 EMAS 16***
ZFR000196	CV 16 EMAS 20***
ZFR000198	CV 19 EMAS 25***

EMBOUT MALE GAZ CONIQUE
(WHITWORTH)

BSP tapered male fitting (whitworth)

MC



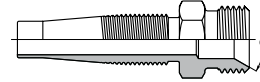
ZFR000253	CV 06 MC 1/4***
ZFR000254	CV 06 MC 3/8***
ZFR000256	CV 08 MC 1/4***
ZFR000257	CV 08 MC 3/8***
ZFR000258	CV 08 MC 1/2***
ZFR000259	CV 10 MC 1/4***
ZFR000260	CV 10 MC 3/8***
ZFR000261	CV 10 MC 1/2***
ZFR000263	CV 13 MC 3/8***
ZFR000264	CV 13 MC 1/2***
ZFR000268	CV 16 MC 3/4***
ZFR000269	CV 19 MC 3/4***
ZFR000272	CV 25 MC 1***



Référence

EMBOUT MALE BSP, CONE 60°
BSP male fitting, 60° cone

MBSP

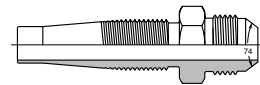


ZFR000283	CV 06 MBSP 1/4***
ZFR000284	CV 06 MBSP 3/8***
ZFR000286	CV 08 MBSP 1/4***
ZFR000287	CV 08 MBSP 3/8***
ZFR000288	CV 08 MBSP 1/2***
ZFR000289	CV 10 MBSP 1/4***
ZFR000290	CV 10 MBSP 3/8***
ZFR000291	CV 10 MBSP 1/2***
ZFR000294	CV 13 MBSP 1/2***
ZFR000298	CV 16 MBSP 5/8***
ZFR000299	CV 16 MBSP 3/4***
ZFR000300	CV 19 MBSP 3/4***
ZFR000302	CV 25 MBSP 1***

EMBOUT MALE JIC, CONE 74°

JIC male fitting, 74° cone

MJ

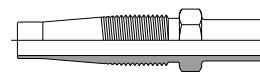


ZFR000310	CV 06 MJ 7/16***
ZFR000311	CV 06 MJ 1/2***
ZFR000313	CV 08 MJ 1/2***
ZFR000314	CV 08 MJ 9/16***
ZFR000315	CV 08 MJ 3/4***
ZFR000316	CV 10 MJ 9/16***
ZFR000318	CV 10 MJ 3/4***
ZFR000319	CV 10 MJ 7/8***
ZFR000320	CV 13 MJ 3/4***
ZFR000321	CV 13 MJ 7/8***
ZFR000323	CV 16 MJ 7/8***
ZFR000324	CV 16 MJ 1"1/16***
ZFR000328	CV 19 MJ 1"1/16***
ZFR000333	CV 25 MJ 1"5/16***

EMBOUT LISSE POUR TUBE GAZ,
SÉRIE FRANCAISE

Standpipe fitting for french gas size pipe

EL



ZFR000349	CV 06 EL 13***
ZFR000350	CV 08 EL 13***
ZFR000351	CV 08 EL 17***
ZFR000352	CV 10 EL 13***



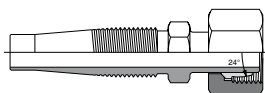
Référence

ZFR000353	CV 10 EL 17***
ZFR000354	CV 13 EL 13***
ZFR000355	CV 13 EL 17***
ZFR000358	CV 16 EL 21***

EMBOU LISSE ÉQUIPÉ, CONE 24°,
POUR TUBE GAZ, SÉRIE FRANCAISE

*Equipped standpipe fitting, 24° cone,
for french gas size pipe*

ELE

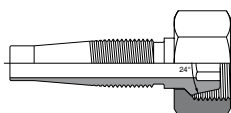


ZFR000398	CV 06 ELE 13***
ZFR000399	CV 08 ELE 13***
ZFR000400	CV 08 ELE 17***
ZFR000401	CV 10 ELE 13***
ZFR000402	CV 10 ELE 17***
ZFR000403	CV 13 ELE 13***
ZFR000404	CV 13 ELE 17***
ZFR000407	CV 16 ELE 21***

EMBOU FEMELLE, CONE 24°,
POUR TUBE GAZ, SÉRIE FRANCAISE

Female fitting, 24° cone, for french gas size pipe

ETC

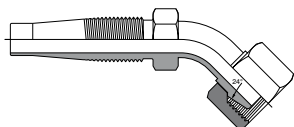


ZFR000366	CV 08 ETC 13***
ZFR000368	CV 10 ETC 13***
ZFR000371	CV 13 ETC 17***

EMBOU FEMELLE À 45°, CONE 24°,
POUR TUBE GAZ, SÉRIE FRANCAISE

45° female fitting, 24° cone, for french gas size pipe

ETC 45°



ZFR000389	CV 08 ETC 13 45°***
-----------	---------------------

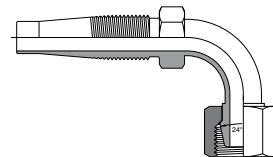


Référence

EMBOU FEMELLE À 90°, CONE 24°,
POUR TUBE GAZ, SÉRIE FRANCAISE

90° female fitting, 24° cone, for french gas size pipe

ETC 90°

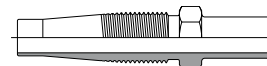


ZFR000379	CV 08 ETC 13 90°***
ZFR000381	CV 10 ETC 13 90°***
ZFR000384	CV 13 ETC 17 90°***

EMBOU LISSE
POUR TUBE MÉTRIQUE

Standpipe fitting for metric size pipe

EL

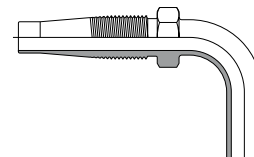


ZFR000444	CV 06 EL 06***
ZFR000445	CV 06 EL 08***
ZFR000446	CV 06 EL 10***
ZFR000447	CV 06 EL 12***
ZFR000448	CV 08 EL 10***
ZFR000449	CV 08 EL 12***
ZFR000451	CV 08 EL 15***
ZFR000452	CV 10 EL 10***
ZFR000453	CV 10 EL 12***
ZFR000454	CV 10 EL 14***
ZFR000455	CV 10 EL 15***
ZFR000456	CV 13 EL 14***
ZFR000457	CV 13 EL 15***
ZFR000458	CV 13 EL 16***
ZFR000459	CV 13 EL 18***
ZFR000460	CV 16 EL 18***
ZFR000461	CV 16 EL 20***

EMBOU LISSE À 90°,
POUR TUBE MÉTRIQUE

90° standpipe fitting for metric size pipe

EL 90°



ZFR000478	CV 06 EL 08 90°***
ZFR000482	CV 08 EL 12 90°***
ZFR000486	CV 10 EL 12 90°***
ZFR000491	CV 13 EL 16 90°***

JUPES et EMBOUTS À VISSER - REUSABLE FERRULES and FITTINGS

EMBOUS VISSES
Reusable fittings

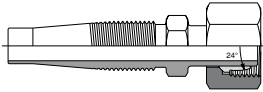


Référence

EMBOUS LISSE ÉQUIPÉ, CONE 24°,
POUR TUBE MÉTRIQUE, SÉRIE FRANCAISE

*Equipped standpipe fitting, 24° cone,
for french metric size pipe*

ELE

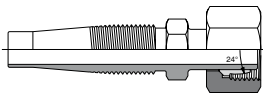


ZFR000589	CV 06 ELE 06***
ZFR000591	CV 06 ELE 10***
ZFR000592	CV 06 ELE 12***
ZFR000594	CV 08 ELE 12***
ZFR000596	CV 08 ELE 15***
ZFR000597	CV 10 ELE 10***
ZFR000599	CV 10 ELE 14***
ZFR000600	CV 10 ELE 15***
ZFR000602	CV 13 ELE 14***
ZFR000604	CV 13 ELE 16***
ZFR000606	CV 16 ELE 18***
ZFR000607	CV 16 ELE 20***

EMBOUS LISSE ÉQUIPÉ, CONE 24°,
POUR TUBE MÉTRIQUE, SÉRIE ALLEMANDE LÉGÈRE

*Equipped standpipe fitting, 24° cone,
for light DIN metric size pipe*

ELEAL

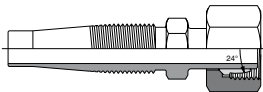


ZFR015264	CV 06 ELEAL 08***
ZFR015265	CV 08 ELEAL 10***
ZFR015266	CV 10 ELEAL 12***
ZFR015267	CV 13 ELEAL 15***
ZFR000637	CV 16 ELEAL 18***

EMBOUS LISSE ÉQUIPÉ, CONE 24°,
POUR TUBE MÉTRIQUE, SÉRIE ALLEMANDE LOURDE

*Equipped standpipe fitting, 24° cone,
for heavy DIN metric size pipe*

ELEAS



ZFR000627	CV 08 ELEAS 10***
ZFR000628	CV 08 ELEAS 12***
ZFR000631	CV 10 ELEAS 12***
ZFR000632	CV 10 ELEAS 14***
ZFR000635	CV 13 ELEAS 16***
ZFR000638	CV 16 ELEAS 20***

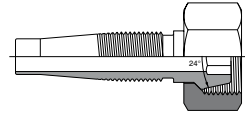


Référence

EMBOUS FEMELLE, CONE 24°,
POUR TUBE MÉTRIQUE, SÉRIE ALLEMANDE LOURDE

*Female fitting, 24° cone,
for heavy DIN metric size pipe*

ETCAS

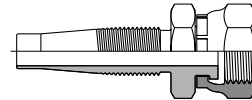


ZFR017590	CV 10 ETCAS 12***
ZFR018240	CV 10 ETCAS 14***

EMBOUS FEMELLE BSP,
FOND PLAT, FILETAGE GAZ

BSP female fitting, flat face

TG

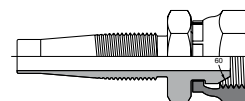


ZFR000417	CV 06 TG 3/8***
ZFR000420	CV 08 TG 3/8***
ZFR000423	CV 10 TG 3/8***
ZFR000424	CV 10 TG 1/2***
ZFR000427	CV 13 TG 1/2***
ZFR000431	CV 16 TG 3/4***
ZFR000432	CV 19 TG 3/4***

EMBOUS FEMELLE BSP, CONE 60°

BSP female fitting, 60° cone

FBSP



ZFR000686	CV 06 FBSP 1/4***
ZFR000689	CV 08 FBSP 1/4***
ZFR000690	CV 08 FBSP 3/8***
ZFR000691	CV 08 FBSP 1/2***
ZFR000692	CV 10 FBSP 1/4***
ZFR000693	CV 10 FBSP 3/8***
ZFR000694	CV 10 FBSP 1/2***
ZFR000695	CV 13 FBSP 3/8***
ZFR000696	CV 13 FBSP 1/2***
ZFR000698	CV 13 FBSP 3/4***
ZFR000700	CV 16 FBSP 5/8***
ZFR000701	CV 16 FBSP 3/4***
ZFR000702	CV 19 FBSP 3/4***
ZFR000704	CV 25 FBSP 1***

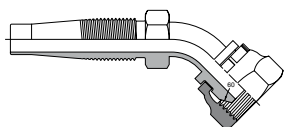


Référence

EMBOUT FEMELLE BSP À 45°, CONE 60°

45° BSP female fitting, 60° cone

FBSP 45°

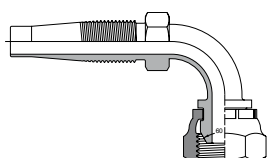


ZFR000744	CV 06 FBSP 1/4 45°***
ZFR000748	CV 08 FBSP 3/8 45°***
ZFR000751	CV 10 FBSP 3/8 45°***
ZFR000752	CV 10 FBSP 1/2 45°***
ZFR000755	CV 13 FBSP 1/2 45°***

EMBOUT FEMELLE BSP À 90°, CONE 60°

90° BSP female fitting, 60° cone

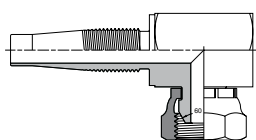
FBSP 90°



ZFR000714	CV 06 FBSP 1/4 90°***
ZFR000717	CV 08 FBSP 1/4 90°***
ZFR000718	CV 08 FBSP 3/8 90°***
ZFR000721	CV 10 FBSP 3/8 90°***
ZFR000722	CV 10 FBSP 1/2 90°***
ZFR000725	CV 13 FBSP 1/2 90°***
ZFR000727	CV 13 FBSP 3/4 90°***
ZFR000729	CV 16 FBSP 5/8 90°***
ZFR000730	CV 16 FBSP 3/4 90°***
ZFR000731	CV 19 FBSP 3/4 90°***
ZFR000734	CV 25 FBSP 1" 90°***

EMBOUT FEMELLE BSP À 90°
COMPACT, CONE 60°
Compact 90° BSP female fitting, 60° cone

FBSPC 90°



ZFR000771	CV 06 FBSPC 3/8 90°***
ZFR000773	CV 10 FBSPC 3/8 90°***
ZFR000774	CV 10 FBSPC 1/2 90°***
ZFR000775	CV 13 FBSPC 1/2 90°***

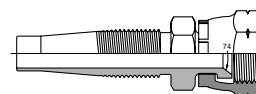


Référence

EMBOUT FEMELLE JIC, CONE 74°

JIC female fitting, 74° cone

FJ

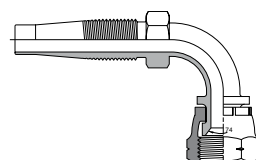


ZFR000783	CV 06 FJ 7/16***
ZFR000784	CV 06 FJ 1/2***
ZFR000785	CV 06 FJ 9/16***
ZFR000786	CV 08 FJ 1/2***
ZFR000787	CV 08 FJ 9/16***
ZFR000788	CV 08 FJ 3/4***
ZFR000789	CV 10 FJ 9/16***
ZFR000791	CV 10 FJ 3/4***
ZFR000792	CV 10 FJ 7/8***
ZFR000793	CV 13 FJ 3/4***
ZFR000794	CV 13 FJ 7/8***
ZFR000795	CV 13 FJ 1"1/16***
ZFR000796	CV 16 FJ 7/8***
ZFR000797	CV 16 FJ 1"1/16***
ZFR000802	CV 19 FJ 1"1/16***
ZFR000807	CV 25 FJ 1"5/16***

EMBOUT FEMELLE JIC À 90°, CONE 74°

90° JIC female fitting, 74° cone

FJ 90°



ZFR000815	CV 06 FJ 7/16 90°***
ZFR000816	CV 06 FJ 1/2 90°***
ZFR000817	CV 06 FJ 9/16 90°***
ZFR000818	CV 08 FJ 1/2 90°***
ZFR000819	CV 08 FJ 9/16 90°***
ZFR000820	CV 08 FJ 3/4 90°***
ZFR000821	CV 10 FJ 9/16 90°***
ZFR000822	CV 10 FJ 3/4 90°***
ZFR000823	CV 10 FJ 7/8 90°***
ZFR000824	CV 13 FJ 3/4 90°***
ZFR000825	CV 13 FJ 7/8 90°***
ZFR000828	CV 16 FJ 7/8 90°***
ZFR000829	CV 16 FJ 1"1/16 90°***
ZFR000833	CV 19 FJ 1"1/16 90°***
ZFR000838	CV 25 FJ 1"5/16 90°***

JUPES et EMBOUTS À VISSER - REUSABLE FERRULES and FITTINGS

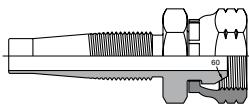


Référence

EMBOUT FEMELLE DIN, CONE 60°

DIN female fitting, 60° cone

FD



ZFR000897	CV 08 FD 18***
ZFR000902	CV 10 FD 18***
ZFR000907	CV 13 FD 22***

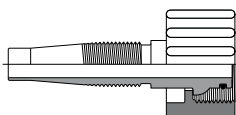


Référence

EMBOUT FEMELLE POUR LAVAGE
AVEC ÉCROU MOULÉ

Female fitting for cleaning with moulded nut

ETK



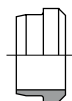
ZFR018209	CV 06 ETK 22***
ZFR002176	CV 08 ETK 22***
ZFR002177	CV 10 ETK 22***

EMBOUTS VISSÉS
Reusable fittings

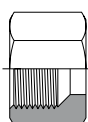
COMPRESSION RING FITTINGS "N and GAZ" SERIES - RACCORDS À BAGUE SÉRIE "N et GAZ"



Référence

BAGUE
Compression ring**B**

ZFR002296	B 13
ZFR002297	B 17
ZFR002298	B 21
ZFR002299	B 27
ZFR002300	B 33
ZFR002301	B 42
ZFR002302	B 49***
ZFR002303	B 04
ZFR002304	B 06
ZFR002305	B 08
ZFR002306	B 10
ZFR002307	B 12
ZFR002308	B 14
ZFR002309	B 15
ZFR002310	B 16
ZFR002311	B 18
ZFR002312	B 20
ZFR002313	B 22
ZFR002314	B 25
ZFR002315	B 28
ZFR002316	B 30
ZFR002317	B 32***
ZFR002318	B 35***
ZFR002319	B 38***

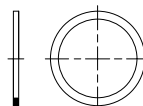
ECROU
Nut**E**

ZFR005298	E 13/24
ZFR005296	E 13/27
ZFR002323	E 17
ZFR002324	E 21
ZFR002325	E 27
ZFR002326	E 33
ZFR002327	E 42
ZFR002328	E 49
ZFR002329	E 04
ZFR002330	E 06
ZFR012720	E 08
ZFR012721	E 10 L
ZFR012722	E 12 L
ZFR002334	E 14
ZFR012723	E 15 L
ZFR002336	E 16
ZFR002337	E 18
ZFR002338	E 20
ZFR002339	E 22



Référence

ZFR002340	E 25
ZFR002341	E 28
ZFR002342	E 30
ZFR002343	E 32***
ZFR002344	E 35

JOINT CUIVRE
Copper sealing ring**JC**

ZFR002831 COFFRET JC

ZFR006161	JC 05
ZFR002348	JC 06
ZFR002349	JC 08
ZFR002350	JC 10
ZFR002351	JC 11
ZFR002352	JC 12
ZFR002354	JC 13
ZFR002355	JC 14
ZFR002357	JC 15
ZFR002358	JC 16
ZFR002359	JC 17
ZFR002360	JC 18
ZFR002361	JC 19
ZFR002362	JC 20
ZFR002363	JC 21
ZFR002364	JC 22
ZFR002365	JC 24
ZFR002366	JC 25
ZFR002367	JC 26
ZFR002368	JC 27
ZFR002369	JC 30
ZFR002370	JC 33
ZFR002373	JC 36
ZFR002375	JC 42
ZFR002377	JC 45
ZFR002378	JC 48
ZFR002379	JC 52

ZFR004377	JC TG 3/8
ZFR006139	JC TG 1/2
ZFR004378	JC TG 3/4

RACCORDS À BAGUE SÉRIE "N et GAZ" - COMPRESSION RING FITTINGS "N and GAZ" SERIES

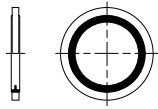


Référence

ANNEAU MÉTALLIQUE ANTI-EXTRUSION
AVEC LÈVRE CAOUTCHOUC AUTO-CENTRANTE

*Bonded sealing ring, metallic anti-extrusion ring
with self-centring rubber membrane*

BAGUE BS



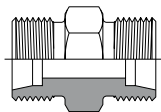
ZFR002832 COFFRET BAGUES BS

ZFR021776	BAGUE BS 08
ZFR015029	BAGUE BS 10
ZFR015030	BAGUE BS 12
ZFR015020	BAGUE BS 13
ZFR015031	BAGUE BS 14
ZFR015032	BAGUE BS 16
ZFR015021	BAGUE BS 17
ZFR015033	BAGUE BS 18
ZFR021773	BAGUE BS 20
ZFR015022	BAGUE BS 21
ZFR015034	BAGUE BS 22
ZFR021774	BAGUE BS 24
ZFR015035	BAGUE BS 26
ZFR015024	BAGUE BS 27
ZFR015036	BAGUE BS 30
ZFR015025	BAGUE BS 33
ZFR015037	BAGUE BS 38
ZFR015026	BAGUE BS 42
ZFR015038	BAGUE BS 45
ZFR015027	BAGUE BS 49
ZFR015039	BAGUE BS 52
ZFR015028	BAGUE BS 60
ZFR015040	BAGUE BS 65

UNION DOUBLE NU

Bare straight coupling

UD NU



ZFR002417	UD 13 NU
ZFR002418	UD 17 NU
ZFR002419	UD 21 NU
ZFR002420	UD 27 NU
ZFR002421	UD 33 NU
ZFR002422	UD 42 NU
ZFR002425	UD 06 NU
ZFR002426	UD 08 L NU
ZFR002427	UD 10 L NU
ZFR002428	UD 12 L NU
ZFR002429	UD 14 NU
ZFR002430	UD 15 L NU
ZFR002431	UD 16 S NU
ZFR002432	UD 18 NU
ZFR002433	UD 20 NU
ZFR002434	UD 22 NU
ZFR002435	UD 25 NU
ZFR002437	UD 30 NU***
ZFR002439	UD 35 NU***

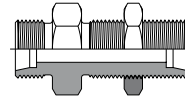


Référence

UNION DOUBLE DE CLOISON NU

Bare bulkhead straight coupling

UDC NU

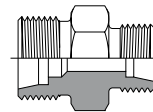


ZFR002443	UDC 13 CL 20 NU
ZFR002444	UDC 17 CL 20 NU
ZFR002445	UDC 21 NU
ZFR002446	UDC 27 NU
ZFR010697	UDC 27 CL 20 NU
ZFR002447	UDC 33 NU
ZFR002451	UDC 06 NU***
ZFR002452	UDC 08 L NU
ZFR002453	UDC 10 L NU
ZFR002454	UDC 12 L NU
ZFR002455	UDC 14 NU***
ZFR002456	UDC 15 L NU
ZFR002457	UDC 16 S NU
ZFR002459	UDC 20 NU***

UNION DOUBLE DE REDUCTION NU

Bare reducing straight coupling

UDR NU

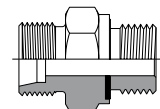
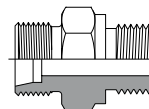


ZFR002483	UDR 13/10 NU
ZFR002486	UDR 21/13 NU
ZFR002487	UDR 21/17 NU
ZFR002489	UDR 27/21 NU
ZFR002491	UDR 33/27 NU
ZFR002494	UDR 08/06 NU***
ZFR002496	UDR 10/08 L NU
ZFR002497	UDR 12/08 L NU
ZFR002498	UDR 12/10 L NU

UNION MALE METRIQUE (ISO) NU

Bare ISO metric male stud coupling

UM NU



ZFR002509	UM 13/16X150 NU
ZFR002510	UM 13/18X150 NU
ZFR002511	UM 13/20X150 NU
ZFR021533	UM 13/22X150 NU
ZFR002512	UM 17/18X150 NU
ZFR002513	UM 17/20X150 NU
ZFR002514	UM 17/22X150 NU
ZFR002515	UM 21/22X150 NU

COMPRESSION RING FITTINGS "N and GAZ" SERIES - RACCORDS À BAGUE SÉRIE "N et GAZ"



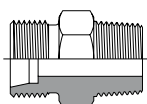
Référence

ZFR002517	UM 06/10X100 CYL NU
ZFR002518	UM 08/12X100 NU
ZFR007996	UM 08/14X150 NU
ZFR002520	UM 10/12X100 NU
ZFR002521	UM 10/14X125 NU***
ZFR002522	UM 10/14X150 CYL JE L NU
ZFR002523	UM 10/16X150 CYL JE L NU
ZFR002524	UM 10/18X150 CYL JE L NU
ZFR002525	UM 12/16X150 CYL JE L NU
ZFR003434	UM 12/18X150 CYL JE L NU
ZFR007997	UM 12/22X150 CYL JE L NU
ZFR002527	UM 14/18X150 NU
ZFR002529	UM 15/18X150 CYL JE L NU
ZFR002530	UM 16/20X150 NU
ZFR009005	UM 16/22X150 CYL JE S NU
ZFR002532	UM 18/22X150 NU
ZFR002534	UM 22/26X150 NU

UNION MALE CONIQUE (WHITWORTH) NU

Bare BSP tapered (whitworth) male stud coupling

UM CO NU



ZFR002538	UM 13/08X13 CO NU
ZFR002539	UM 13/12X17 CO NU
ZFR002540	UM 13/15X21 CO NU
ZFR002541	UM 17/08X13 CO NU
ZFR002542	UM 17/12X17 CO NU
ZFR002543	UM 17/15X21 CO NU
ZFR002544	UM 17/21X27 CO NU
ZFR002545	UM 21/12X17 CO NU
ZFR002546	UM 21/15X21 CO NU
ZFR002547	UM 21/21X27 CO NU
ZFR002548	UM 27/15X21 CO NU
ZFR002549	UM 27/21X27 CO NU
ZFR002550	UM 27/26X34 CO NU
ZFR002551	UM 33/26X34 CO NU
ZFR002552	UM 33/33X42 CO NU
ZFR002553	UM 42/33X42 CO NU
ZFR002554	UM 42/40X49 CO NU
ZFR002557	UM 06/05X10 CO NU
ZFR002558	UM 06/08X13 CO NU
ZFR002559	UM 08/05X10 CO NU
ZFR002560	UM 08/08X13 CO L NU
ZFR002561	UM 08/12X17 CO L NU
ZFR018164	UM 08/15X21 CO L NU
ZFR002562	UM 10/05X10 CO NU
ZFR002563	UM 10/08X13 CO L NU
ZFR002564	UM 10/12X17 CO L NU
ZFR002565	UM 10/15X21 CO L NU
ZFR002566	UM 12/08X13 CO L NU
ZFR002567	UM 12/12X17 CO L NU
ZFR002568	UM 12/15X21 CO L NU
ZFR002569	UM 14/12X17 CO NU
ZFR002570	UM 14/15X21 CO NU
ZFR002571	UM 15/12X17 CO L NU
ZFR002572	UM 15/15X21 CO L NU

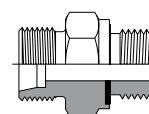
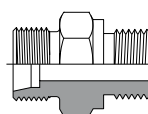


Référence

ZFR002573	UM 16/12X17 CO NU
ZFR002574	UM 16/15X21 CO S NU
ZFR002575	UM 18/15X21 CO NU
ZFR002576	UM 20/15X21 CO NU
ZFR002577	UM 20/21X27 CO NU
ZFR002578	UM 22/21X27 CO NU
ZFR002579	UM 25/21X27 CO NU
ZFR002580	UM 25/26X34 CO NU***
ZFR002581	UM 30/26X34 CO NU***
ZFR002582	UM 35/33X42 CO NU***

UNION MALE CYLINDRIQUE
(WHITWORTH) NU*Bare BSP parallel (whitworth) male stud coupling*

UM CYL NU



ZFR002584	UM 13/08X13 CYL NU
ZFR002585	UM 13/12X17 CYL NU
ZFR002586	UM 13/15X21 CYL NU
ZFR002587	UM 17/08X13 CYL NU
ZFR002588	UM 17/12X17 CYL NU
ZFR002589	UM 17/15X21 CYL NU
ZFR021778	UM 17/21X27 CYL NU
ZFR002590	UM 21/15X21 CYL NU
ZFR002591	UM 21/21X27 CYL NU
ZFR002592	UM 27/21X27 CYL NU
ZFR002593	UM 27/26X34 CYL NU
ZFR002594	UM 33/26X34 CYL NU
ZFR002595	UM 33/33X42 CYL NU
ZFR002596	UM 42/33X42 CYL NU
ZFR002597	UM 42/40X49 CYL NU

ZFR002600	UM 06/05X10 CYL NU
ZFR002601	UM 06/08X13 CYL NU
ZFR002603	UM 08/05X10 CYL JE L NU
ZFR002604	UM 08/08X13 CYL JE L NU
ZFR021777	UM 08/12X17 CYL JE L NU
ZFR002605	UM 10/08X13 CYL JE L NU
ZFR002606	UM 10/12X17 CYL JE L NU
ZFR002607	UM 12/08X13 CYL JE L NU
ZFR002608	UM 12/12X17 CYL JE L NU
ZFR002609	UM 12/15X21 CYL JE L NU
ZFR002610	UM 14/12X17 CYL NU
ZFR002611	UM 14/15X21 CYL NU
ZFR002612	UM 15/15X21 CYL JE L NU
ZFR002613	UM 16/12X17 CYL JE S NU
ZFR002614	UM 16/15X21 CYL JE S NU
ZFR002615	UM 18/15X21 CYL NU
ZFR002616	UM 20/15X21 CYL NU
ZFR002617	UM 20/21X27 CYL NU
ZFR002619	UM 25/21X27 CYL NU
ZFR002621	UM 30/26X34 CYL NU

RACCORDS À BAGUE SÉRIE "N et GAZ" - COMPRESSION RING FITTINGS "N and GAZ" SERIES

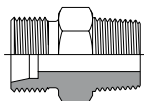


Référence

UNION MALE BRIGGS (NPT) NU

Bare NPT male stud coupling

UM BGGs NU



ZFR002623	UM 13/1/4 BGGs NU
ZFR002624	UM 13/3/8 BGGs NU
ZFR002626	UM 17/3/8 BGGs NU
ZFR002627	UM 17/1/2 BGGs NU
ZFR002634	UM 06/1/8 BGGs NU
ZFR002636	UM 08/1/8 BGGs NU
ZFR002637	UM 08/1/4 BGGs L NU
ZFR002638	UM 10/1/4 BGGs L NU
ZFR002639	UM 10/3/8 BGGs L NU
ZFR002640	UM 12/1/4 BGGs L NU
ZFR002641	UM 12/3/8 BGGs L NU
ZFR002644	UM 15/1/2 BGGs L NU
ZFR002645	UM 16/3/8 BGGs NU
ZFR002646	UM 16/1/2 BGGs S NU

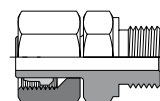


Référence

ADAPTEUR TOURNANT METRIQUE (ISO)

Metric ISO standpipe stud adaptor

AT MET

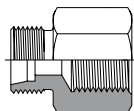


ZFR005993	AT 13/16X150
ZFR005994	AT 13/18X150
ZFR005995	AT 13/20X150
ZFR018330	AT 13/22X150
ZFR005996	AT 17/18X150
ZFR018312	AT 17/22X150
ZFR005998	AT 06/10X100
ZFR005999	AT 08/12X100
ZFR006001	AT 10/16X150
ZFR017824	AT 10/18X150
ZFR006003	AT 12/18X150
ZFR006162	AT 14/18X150
ZFR017697	AT 16/18X150
ZFR006005	AT 18/22X150

UNION FEMELLE (WHITWORTH) NU

Bare BSP parallel (whitworth) female stud coupling

UF NU

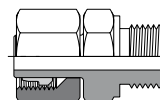


ZFR002657	UF 13/08X13 NU
ZFR002658	UF 13/12X17 NU
ZFR002659	UF 13/15X21 NU
ZFR002660	UF 17/12X17 NU
ZFR002661	UF 17/15X21 NU
ZFR002662	UF 21/15X21 NU
ZFR002663	UF 21/21X27 NU
ZFR002664	UF 27/21X27 NU
ZFR002665	UF 33/26X34 NU
ZFR002669	UF 06/08X13 NU
ZFR002670	UF 08/08X13 CYL L NU
ZFR012463	UF 08/12X17 CYL L NU
ZFR002671	UF 08/15X21 NU
ZFR002672	UF 10/08X13 CYL L NU
ZFR002673	UF 10/12X17 NU
ZFR002674	UF 10/15X21 NU
ZFR002675	UF 12/08X13 CYL L NU
ZFR002676	UF 12/12X17 CYL L NU
ZFR002677	UF 12/15X21 CYL L NU
ZFR002678	UF 14/12X17 NU
ZFR002679	UF 14/15X21 NU***
ZFR002681	UF 15/15X21 CYL L NU
ZFR002683	UF 16/15X21 CYL S NU

ADAPTEUR TOURNANT CYLINDRIQUE (WHITWORTH)

BSP parallel (whitworth) standpipe stud adaptor

AT CYL



ZFR006008	AT 13/08X13 CYL
ZFR006009	AT 13/12X17 CYL
ZFR006010	AT 13/15X21 CYL
ZFR007276	AT 17/08X13 CYL
ZFR006011	AT 17/12X17 CYL
ZFR006012	AT 17/15X21 CYL
ZFR017896	AT 17/21X27 CYL
ZFR006013	AT 21/15X21 CYL
ZFR006014	AT 21/21X27 CYL
ZFR006015	AT 27/21X27 CYL
ZFR006016	AT 27/26X34 CYL
ZFR006165	AT 33/26X34 CYL
ZFR017836	AT 33/33X42 CYL
ZFR006018	AT 06/05X10 CYL***
ZFR006019	AT 06/08X13 CYL
ZFR021779	AT 08/12X17 CYL JE L
ZFR006022	AT 10/12X17 CYL L
ZFR006025	AT 14/12X17 CYL
ZFR006026	AT 14/15X21 CYL
ZFR006028	AT 16/12X17 CYL
ZFR006031	AT 20/15X21 CYL
ZFR006032	AT 20/21X27 CYL
ZFR006034	AT 25/21X27 CYL

COMPRESSION RING FITTINGS "N and GAZ" SERIES - RACCORDS À BAGUE SÉRIE "N et GAZ"

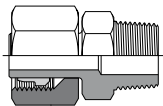


Référence

ADAPTEUR TOURNANT CONIQUE
(WHITWORTH)

BSP tapered (whitworth) standpipe stud adaptor

AT CO



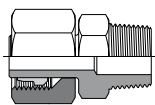
ZFR006037	AT 13/08X13 CO
ZFR006038	AT 13/12X17 CO
ZFR006039	AT 13/15X21 CO
ZFR006040	AT 17/08X13 CO
ZFR006041	AT 17/12X17 CO
ZFR006042	AT 17/15X21 CO
ZFR006043	AT 21/15X21 CO
ZFR006044	AT 21/21X27 CO
ZFR006045	AT 27/21X27 CO
ZFR006046	AT 27/26X34 CO
ZFR006047	AT 33/26X34 CO

ZFR006048	AT 06/05X10 CO***
ZFR006049	AT 06/08X13 CO
ZFR006050	AT 08/05X10 CO L
ZFR006051	AT 08/08X13 CO L
ZFR006052	AT 10/08X13 CO L
ZFR006053	AT 10/12X17 CO L
ZFR006054	AT 12/08X13 CO
ZFR006055	AT 12/12X17 CO
ZFR006056	AT 12/15X21 CO
ZFR006057	AT 14/12X17 CO
ZFR017696	AT 15/12X17 CO L
ZFR006058	AT 15/15X21 CO
ZFR006059	AT 16/12X17 CO S
ZFR006060	AT 16/15X21 CO S
ZFR006063	AT 20/21X27 CO***

ADAPTEUR TOURNANT BRIGGS (NPT)

NPT standpipe stud adaptor

AT BGGG

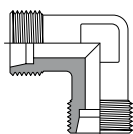


ZFR006065	AT 13/1/4 BGGG
ZFR006066	AT 13/3/8 BGGG
ZFR006068	AT 17/3/8 BGGG

COUDE EGAL NU

Bare equal elbow

CE NU



ZFR006110	CE 13 NU
ZFR006111	CE 17 NU
ZFR006112	CE 21 NU
ZFR006113	CE 27 NU



Référence

ZFR006114	CE 33 NU
ZFR006115	CE 42 NU
ZFR006116	CE 49 NU***
ZFR006118	CE 06 NU
ZFR006119	CE 08 L NU
ZFR006120	CE 10 L NU
ZFR006121	CE 12 L NU
ZFR006122	CE 14 NU
ZFR006123	CE 15 L NU
ZFR006124	CE 16 S NU
ZFR006125	CE 18 NU
ZFR006126	CE 20 NU
ZFR006128	CE 25 NU
ZFR006130	CE 30 NU

COUDE FEMELLE, NU

Bare female stud elbow

CF DN

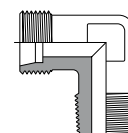


ZFR006090	CF 13 DN
ZFR006092	CF 17 DN
ZFR006093	CF 21 DN
ZFR006094	CF 27 DN
ZFR006095	CF 33 DN
ZFR006097	CF 06 DN
ZFR028838	CF 08 L OR NU
ZFR027596	CF 10 L OR NU
ZFR027597	CF 12 L OR NU
ZFR006101	CF 14 DN
ZFR027598	CF 15 L OR NU
ZFR013873	CF 16 S OR NU
ZFR006104	CF 18 DN
ZFR006105	CF 20 DN
ZFR006106	CF 22 DN
ZFR006107	CF 25 DN

COUDE MALE CONIQUE
(WHITWORTH) NU

Bare BSP tapered (whitworth) male stud elbow

CM CO NU



ZFR004082	CM 13/08X13 CO NU
ZFR004083	CM 13/12X17 CO NU
ZFR004084	CM 13/15X21 CO NU
ZFR004085	CM 17/08X13 CO NU
ZFR004086	CM 17/12X17 CO NU
ZFR004087	CM 17/15X21 CO NU
ZFR008827	CM 17/20X27 CO NU
ZFR004090	CM 21/15X21 CO NU
ZFR004091	CM 21/20X27 CO NU

RACCORS A BAGUE
Compression ring fittings

RACCORDS À BAGUE SÉRIE "N et GAZ" - COMPRESSION RING FITTINGS "N and GAZ" SERIES



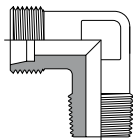
Référence

ZFR004092	CM 27/21X27 CO NU
ZFR004093	CM 27/26X34 CO NU
ZFR004094	CM 33/26X34 CO NU
ZFR004095	CM 33/33X42 CO NU***
ZFR004096	CM 42/33X42 CO NU***
ZFR004099	CM 06/05X10 CO NU
ZFR004100	CM 06/08X13 CO NU
ZFR008531	CM 08/05X10 CO L NU
ZFR004102	CM 08/08X13 CO L NU
ZFR012464	CM 08/12X17 CO L NU
ZFR004103	CM 10/05X10 CO L NU
ZFR004104	CM 10/08X13 CO L NU
ZFR004105	CM 10/12X17 CO L NU
ZFR012465	CM 10/15X21 CO L NU
ZFR004106	CM 12/08X13 CO L NU
ZFR004107	CM 12/12X17 CO L NU
ZFR004108	CM 12/15X21 CO L NU
ZFR004109	CM 14/12X17 CO NU
ZFR004110	CM 14/15X21 CO NU
ZFR017814	CM 15/12X17 CO L NU
ZFR004111	CM 15/15X21 CO L NU
ZFR004112	CM 16/12X17 CO S NU
ZFR004113	CM 16/15X21 CO S NU
ZFR004114	CM 18/15X21 CO NU***
ZFR004115	CM 20/15X21 CO NU
ZFR004116	CM 20/21X27 CO NU
ZFR004117	CM 25/21X27 CO NU
ZFR004118	CM 25/26X34 CO NU***

COUDE MALE BRIGGS (NPT) NU

Bare NPT male stud elbow

CM BGGs NU

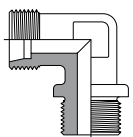


ZFR004120	CM 13/1/4 BGGs NU***
ZFR004121	CM 13/3/8 BGGs NU
ZFR004130	CM 08/1/8 BGGs NU
ZFR004131	CM 08/1/4 BGGs L NU
ZFR004132	CM 10/1/4 BGGs L NU
ZFR004133	CM 10/3/8 BGGs NU***
ZFR004134	CM 12/1/4 BGGs L NU
ZFR004135	CM 12/3/8 BGGs L NU
ZFR004137	CM 15/1/2 BGGs L NU
ZFR004139	CM 16/1/2 BGGs S NU

COUDE MALE CYLINDRIQUE (WHITWORTH) NU

Bare BSP parallel (whitworth) male stud elbow

CM CYL NU



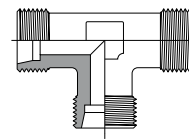
ZFR004147	CM 13/12X17 CYL NU
ZFR005414	CM 21/20X27 CYL NU



Référence

TE EGAL NU
Bare equal stud tee

T NU

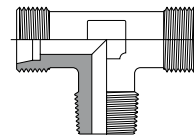


ZFR004161	T 13 NU
ZFR004162	T 17 NU
ZFR004163	T 21 NU
ZFR004164	T 27 NU
ZFR004165	T 33 NU
ZFR004166	T 42 NU***
ZFR004169	T 06 NU
ZFR004170	T 08 L NU
ZFR004171	T 10 L NU
ZFR004172	T 12 L NU
ZFR004173	T 14 NU
ZFR004174	T 15 L NU
ZFR004175	T 16 S NU
ZFR004176	T 18 NU
ZFR004177	T 20 NU
ZFR004179	T 25 NU***

TE MALE CONIQUE (WHITWORTH) NU

Bare BSP tapered (whitworth) male stud branch tee

TM CO NU

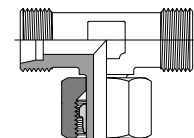


ZFR006167	TM 13/08X13 CO NU
ZFR007971	TM 13/12X17 CO NU
ZFR006168	TM 17/12X17 CO NU***
ZFR007966	TM 08/08X13 CO L NU
ZFR008011	TM 10/08X13 CO L NU

TE EGAL ORIENTABLE NU

Bare adjustable equal stud branch tee

TO NU



ZFR018292	TO 13 NU
ZFR018293	TO 17 NU
ZFR018294	TO 21 NU
ZFR018295	TO 27 NU
ZFR028829	TO 08 L OR NU
ZFR027603	TO 10 L OR NU
ZFR028830	TO 12 L OR NU
ZFR028776	TO 15 L OR NU
ZFR013890	TO 16 S OR NU

COMPRESSION RING FITTINGS "N and GAZ" SERIES - RACCORDS À BAGUE SÉRIE "N et GAZ"

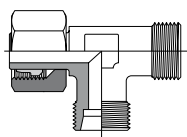


Référence

TE EGAL ORIENTABLE RENVERSE NU

Bare adjustable equal stud tee barrel

TOR NU

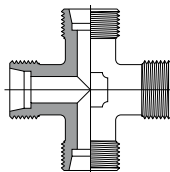


ZFR018287	TOR 13 NU
ZFR018288	TOR 17 NU
ZFR018289	TOR 21 NU
ZFR018290	TOR 27 NU
ZFR028817	TOR 08 L OR NU
ZFR027604	TOR 10 L OR NU
ZFR028818	TOR 12 L OR NU
ZFR028819	TOR 15 L OR NU
ZFR013882	TOR 16 S OR NU

CROIX EGALE NUE

Bare equal cross

CX NU

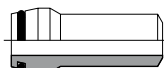


ZFR004183	CX 13 NU
ZFR004184	CX 17 NU
ZFR004185	CX 21 NU
ZFR004190	CX 08 L NU
ZFR004191	CX 10 L NU
ZFR004192	CX 12 L NU
ZFR004193	CX 14 NU***
ZFR004194	CX 15 L NU
ZFR004195	CX 16 S NU

EMBOUT À SOUDER,
AVEC JOINT TORIQUE

Welding fitting, with O'ring

ES



ZFR014966	ES 13
ZFR014967	ES 17
ZFR014968	ES 21
ZFR014969	ES 27
ZFR014970	ES 33
ZFR014971	ES 42
ZFR014972	ES 49

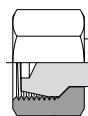


Référence

OBTURATEUR FEMELLE

Female blanking plug

OBF



* sans écrou

ZFR005467	OBF 13
ZFR005468	OBF 17
ZFR005469	OBF 21
ZFR005470	OBF 27
ZFR005471	OBF 33
ZFR005472	OBF 42
ZFR005475	OBF 06*
ZFR005476	OBF 08*
ZFR005477	OBF 10*
ZFR005478	OBF 12*
ZFR005479	OBF 14*
ZFR005480	OBF 15*
ZFR005481	OBF 16*
ZFR005482	OBF 18*
ZFR005483	OBF 20*
ZFR007360	OBF 22*
ZFR005908	OBF 25*

OBTURATEUR MALE

Male blanking plug

OBM



ZFR005450	OBF 13
ZFR005451	OBF 17
ZFR005452	OBF 21
ZFR005453	OBF 27
ZFR014932	OBF 33
ZFR005458	OBF 06***
ZFR016859	OBF 08 L
ZFR016860	OBF 10 L
ZFR016861	OBF 12 L
ZFR005462	OBF 14
ZFR016862	OBF 15 L
ZFR016873	OBF 16 S
ZFR005465	OBF 18
ZFR005466	OBF 20

RACCORS A BAGUE
Compression ring fittings

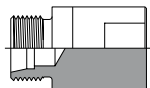


Référence

BLOC DE PRESERTISSAGE

Pre-assembly adaptor

BLOC PRESS



ZFR007138	BLOC PRESS 13***
ZFR007139	BLOC PRESS 17
ZFR007140	BLOC PRESS 21
ZFR007142	BLOC PRESS 27
ZFR006893	BLOC PRESS 33
ZFR007143	BLOC PRESS 10 L
ZFR007144	BLOC PRESS 12 L

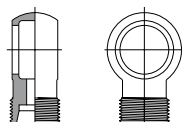


Référence

ORIENTABLE TYPE BANJO NU,
SANS VIS

Bare banjo coupling, without screw

OR NU

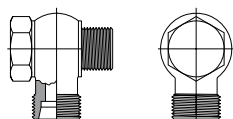


ZFR006760	OR 13 NU
ZFR006759	OR 12 NU

ORIENTABLE TYPE BANJO NU
AVEC VIS ET JOINTS CUIVRE

*Bare banjo coupling,
with screw and copper sealings*

OR NU



ZFR005915	OR 17/15X21 NU
ZFR005913	OR 17/22X150 NU
ZFR005918	OR 12/08X13 NU

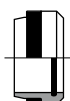
COMPRESSION RING FITTINGS DIN "L and S" SERIES - RACCORS À BAGUE SÉRIE DIN "L et S"



Référence

BAGUE,
SERIES ALLEMANDES LEGERE ET LOURDE*Compression ring,
light and heavy DIN series***B L et B S**

ZFR012715	B 22 L
ZFR012716	B 28 L
ZFR012717	B 35 L
ZFR012718	B 42 L
ZFR012709	B 06 L/S
ZFR005422	B 14 S
ZFR005426	B 20 S
ZFR005428	B 25 S
ZFR005430	B 30 S
ZFR005432	B 38 S

BAGUE B4,
SERIES ALLEMANDES LEGERE ET LOURDE*B4 compression ring,
light and heavy DIN series***B4 L et B4 S**

ZFR007833	B4 06 L
ZFR007834	B4 08 L
ZFR007835	B4 10 L
ZFR007836	B4 12 L
ZFR007837	B4 15 L
ZFR007838	B4 18 L
ZFR007839	B4 22 L
ZFR007840	B4 28 L
ZFR007841	B4 35 L
ZFR007842	B4 42 L
ZFR007843	B4 06 S
ZFR007844	B4 08 S
ZFR007845	B4 10 S
ZFR007846	B4 12 S
ZFR007847	B4 14 S
ZFR007848	B4 16 S
ZFR007849	B4 20 S
ZFR007850	B4 25 S
ZFR007852	B4 30 S
ZFR007853	B4 38 S

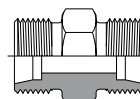


Référence

ECROU,
SERIES ALLEMANDES LEGERE ET LOURDE*Nut, light and heavy DIN series***E L et E S**

ZFR012719	E 06 L
ZFR012720	E 08 L
ZFR012721	E 10 L
ZFR012722	E 12 L
ZFR012723	E 15 L
ZFR012724	E 18 L
ZFR012725	E 22 L
ZFR012726	E 28 L
ZFR012727	E 35 L
ZFR012728	E 42 L

ZFR003507	E 06 S
ZFR003508	E 08 S
ZFR003509	E 10 S
ZFR003510	E 12 S
ZFR003511	E 14 S
ZFR003521	E 16 S
ZFR003513	E 20 S
ZFR003515	E 25 S
ZFR003517	E 30 S
ZFR003519	E 38 S

UNION DOUBLE NU,
SERIES ALLEMANDES LEGERE ET LOURDE*Bare straight coupling,
light and heavy DIN series***UD L NU et UD S NU**

ZFR008605	UD 06 L NU
ZFR002426	UD 08 L NU
ZFR002427	UD 10 L NU
ZFR002428	UD 12 L NU
ZFR002430	UD 15 L NU
ZFR008606	UD 18 L NU
ZFR008607	UD 22 L NU
ZFR008608	UD 28 L NU
ZFR008609	UD 35 L NU
ZFR008610	UD 42 L NU

ZFR008921	UD 06 S NU
ZFR008922	UD 08 S NU
ZFR008923	UD 10 S NU
ZFR008924	UD 12 S NU
ZFR008925	UD 14 S NU
ZFR002431	UD 16 S NU
ZFR008926	UD 20 S NU
ZFR008927	UD 25 S NU
ZFR008929	UD 30 S NU
ZFR008928	UD 38 S NU

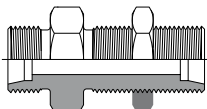


Référence

UNION DOUBLE DE CLOISON NU,
SERIES ALLEMANDES LEGERE ET LOURDE

*Bare straight bulkhead coupling,
light and heavy DIN series*

UDC L NU et UDC S NU



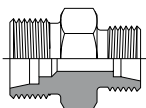
ZFR008603	UDC 06 L NU
ZFR002452	UDC 08 L NU
ZFR002453	UDC 10 L NU
ZFR002454	UDC 12 L NU
ZFR002456	UDC 15 L NU
ZFR010082	UDC 18 L NU
ZFR010083	UDC 22 L NU
ZFR010084	UDC 28 L NU
ZFR010085	UDC 35 L NU
ZFR008604	UDC 42 L NU

ZFR008886	UDC 06 S NU
ZFR008887	UDC 08 S NU
ZFR008888	UDC 10 S NU
ZFR008892	UDC 12 S NU
ZFR008893	UDC 14 S NU
ZFR002457	UDC 16 S NU
ZFR008894	UDC 20 S NU
ZFR008895	UDC 25 S NU
ZFR008901	UDC 30 S NU
ZFR008902	UDC 38 S NU

UNION DOUBLE DE REDUCTION NU,
SERIES ALLEMANDES LEGERE ET LOURDE

*Bare straight reducing coupling,
light and heavy DIN series*

UDR L NU et UDR S NU



ZFR008611	UDR 08/06 L NU
ZFR008612	UDR 10/06 L NU
ZFR002496	UDR 10/08 L NU
ZFR008613	UDR 12/06 L NU
ZFR002497	UDR 12/08 L NU
ZFR002498	UDR 12/10 L NU
ZFR017674	UDR 15/10 L NU
ZFR008614	UDR 15/12 L NU
ZFR008616	UDR 18/10 L NU
ZFR008617	UDR 18/12 L NU
ZFR008618	UDR 18/15 L NU
ZFR008619	UDR 22/12 L NU
ZFR008620	UDR 22/15 L NU
ZFR008621	UDR 22/18 L NU
ZFR008622	UDR 28/18 L NU
ZFR008623	UDR 28/22 L NU
ZFR008624	UDR 35/22 L NU
ZFR008625	UDR 35/28 L NU

ZFR008903	UDR 08/06 S NU
ZFR002495	UDR 10/06 S NU
ZFR008904	UDR 10/08 S NU



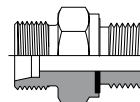
Référence

ZFR008905	UDR 12/06 S NU
ZFR008906	UDR 12/08 S NU
ZFR008907	UDR 12/10 S NU
ZFR008908	UDR 14/10 S NU
ZFR008909	UDR 14/12 S NU
ZFR008911	UDR 16/12 S NU
ZFR008912	UDR 16/14 S NU
ZFR008913	UDR 20/10 S NU
ZFR008914	UDR 20/12 S NU
ZFR008915	UDR 20/16 S NU
ZFR008916	UDR 25/16 S NU
ZFR008917	UDR 25/20 S NU
ZFR008918	UDR 30/20 S NU
ZFR008919	UDR 30/25 S NU
ZFR008920	UDR 38/30 S NU

UNION MALE METRIQUE CYLINDRIQUE NU,
AVEC JOINT ELASTOMERE,
SERIES ALLEMANDES LEGERE ET LOURDE

*Bare metric male stud coupling
with elastomer seal, light and heavy DIN series*

UM CYL JE L NU et UM CYL JE S NU



ZFR010087	UM 06/10X100 CYL JE L NU
ZFR008690	UM 08/12X150 CYL JE L NU
ZFR018329	UM 10/12X150 CYL JE L NU
ZFR002522	UM 10/14X150 CYL JE L NU
ZFR002523	UM 10/16X150 CYL JE L NU
ZFR002524	UM 10/18X150 CYL JE L NU
ZFR008692	UM 12/14X150 CYL JE L NU
ZFR002525	UM 12/16X150 CYL JE L NU
ZFR003434	UM 12/18X150 CYL JE L NU
ZFR007997	UM 12/22X150 CYL JE L NU
ZFR008693	UM 15/16X150 CYL JE L NU
ZFR002529	UM 15/18X150 CYL JE L NU
ZFR008694	UM 15/22X150 CYL JE L NU
ZFR008695	UM 18/18X150 CYL JE L NU
ZFR008696	UM 18/22X150 CYL JE L NU
ZFR008697	UM 22/22X150 CYL JE L NU
ZFR008698	UM 22/26X150 CYL JE L NU
ZFR008699	UM 28/33X200 CYL JE L NU
ZFR008687	UM 35/42X200 CYL JE L NU
ZFR008688	UM 42/48X200 CYL JE L NU

ZFR008994	UM 06/12X150 CYL JE S NU
ZFR008995	UM 08/14X150 CYL JE S NU
ZFR008996	UM 10/16X150 CYL JE S NU
ZFR008997	UM 12/18X150 CYL JE S NU
ZFR008998	UM 12/22X150 CYL JE S NU
ZFR008999	UM 14/20X150 CYL JE S NU
ZFR009001	UM 16/18X150 CYL JE S NU
ZFR009005	UM 16/22X150 CYL JE S NU
ZFR009006	UM 20/27X200 CYL JE S NU
ZFR009008	UM 25/33X200 CYL JE S NU
ZFR009009	UM 30/42X200 CYL JE S NU
ZFR009010	UM 38/48X200 CYL JE S NU

COMPRESSION RING FITTINGS DIN "L and S" SERIES - RACCORDS À BAGUE SÉRIE DIN "L et S"

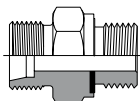


Référence

UNION MALE BSP CYLINDRIQUE
(WHITWORTH) NU, AVEC JOINT ELASTOMERE,
SERIES ALLEMANDES LEGERE ET LOURDE

*Bare BSP parallel (whitworth) male stud coupling
with elastomer seal, light and heavy DIN series*

UM CYL JE L NU et UM CYL JE S NU



ZFR008675	UM 06/05X10 CYL JE L NU
ZFR003435	UM 06/08X13 CYL JE L NU
ZFR008676	UM 06/12X17 CYL JE L NU
ZFR002603	UM 08/05X10 CYL JE L NU
ZFR002604	UM 08/08X13 CYL JE L NU
ZFR021777	UM 08/12X17 CYL JE L NU
ZFR008677	UM 08/15X21 CYL JE L NU
ZFR004331	UM 10/05X10 CYL JE L NU
ZFR002605	UM 10/08X13 CYL JE L NU
ZFR002606	UM 10/12X17 CYL JE L NU
ZFR021345	UM 10/15X21 CYL JE L NU
ZFR002607	UM 12/08X13 CYL JE L NU
ZFR002608	UM 12/12X17 CYL JE L NU
ZFR002609	UM 12/15X21 CYL JE L NU
ZFR005749	UM 15/12X17 CYL JE L NU
ZFR002612	UM 15/15X21 CYL JE L NU
ZFR008678	UM 15/20X27 CYL JE L NU
ZFR008679	UM 18/15X21 CYL JE L NU
ZFR008680	UM 18/20X27 CYL JE L NU
ZFR008681	UM 22/15X21 CYL JE L NU
ZFR008682	UM 22/20X27 CYL JE L NU
ZFR008683	UM 22/26X34 CYL JE L NU
ZFR008685	UM 28/26X34 CYL JE L NU
ZFR008686	UM 35/26X34 CYL JE L NU
ZFR008700	UM 35/33X42 CYL JE L NU
ZFR008701	UM 42/40X49 CYL JE L NU
ZFR009011	UM 06/08X13 CYL JE S NU
ZFR009012	UM 08/08X13 CYL JE S NU
ZFR009013	UM 08/12X17 CYL JE S NU
ZFR009014	UM 10/08X13 CYL JE S NU
ZFR009015	UM 10/12X17 CYL JE S NU
ZFR009016	UM 10/15X21 CYL JE S NU
ZFR009017	UM 12/08X13 CYL JE S NU
ZFR009018	UM 12/12X17 CYL JE S NU
ZFR009019	UM 12/15X21 CYL JE S NU
ZFR009020	UM 14/12X17 CYL JE S NU
ZFR009022	UM 14/15X21 CYL JE S NU
ZFR002613	UM 16/12X17 CYL JE S NU
ZFR002614	UM 16/15X21 CYL JE S NU
ZFR009023	UM 16/20X27 CYL JE S NU
ZFR010150	UM 20/15X21 CYL JE S NU
ZFR009024	UM 20/20X27 CYL JE S NU
ZFR009025	UM 20/26X34 CYL JE S NU
ZFR003431	UM 25/20X27 CYL JE S NU
ZFR009026	UM 25/26X34 CYL JE S NU
ZFR009027	UM 30/26X34 CYL JE S NU
ZFR009028	UM 30/33X42 CYL JE S NU
ZFR009029	UM 38/33X42 CYL JE S NU
ZFR009030	UM 38/40X49 CYL JE S NU

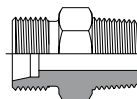


Référence

UNION MALE METRIQUE CONIQUE NU,
SERIES ALLEMANDES LEGERE ET LOURDE

*Bare tapered metric male stud coupling,
light and heavy DIN series*

UM CO L NU et UM CO S NU

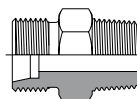


ZFR010086	UM 06/10X100 CO L NU
ZFR008980	UM 08/14X150 CO S NU
ZFR008981	UM 12/18X150 CO S NU

UNION MALE BSP CONIQUE (WHITWORTH) NU,
SERIES ALLEMANDES LEGERE ET LOURDE

*Bare BSP tapered (whitworth) male stud coupling,
light and heavy DIN series*

UM CO L NU et UM CO S NU



ZFR008667	UM 06/05X10 CO L NU
ZFR008668	UM 06/08X13 CO L NU
ZFR002560	UM 08/08X13 CO L NU
ZFR002561	UM 08/12X17 CO L NU
ZFR018164	UM 08/15X21 CO L NU
ZFR002563	UM 10/08X13 CO L NU
ZFR002564	UM 10/12X17 CO L NU
ZFR002565	UM 10/15X21 CO L NU
ZFR002566	UM 12/08X13 CO L NU
ZFR002567	UM 12/12X17 CO L NU
ZFR002568	UM 12/15X21 CO L NU
ZFR002571	UM 15/12X17 CO L NU
ZFR002572	UM 15/15X21 CO L NU
ZFR008669	UM 18/15X21 CO L NU
ZFR008670	UM 18/20X27 CO L NU
ZFR008671	UM 22/20X27 CO L NU
ZFR008672	UM 28/26X34 CO L NU
ZFR008673	UM 35/33X42 CO L NU
ZFR008674	UM 42/40X49 CO L NU
ZFR008982	UM 06/08X13 CO S NU
ZFR008983	UM 08/08X13 CO S NU
ZFR008984	UM 10/12X17 CO S NU
ZFR010090	UM 12/08X13 CO S NU
ZFR008985	UM 12/12X17 CO S NU
ZFR008986	UM 12/15X21 CO S NU
ZFR008987	UM 14/12X17 CO S NU
ZFR008988	UM 14/15X21 CO S NU
ZFR002574	UM 16/15X21 CO S NU
ZFR008989	UM 20/20X27 CO S NU
ZFR008990	UM 25/26X34 CO S NU
ZFR008991	UM 30/33X42 CO S NU
ZFR008992	UM 38/40X49 CO S NU

RACCORDS À BAGUE SÉRIE DIN "L et S" - COMPRESSION RING FITTINGS DIN "L and S" SERIES

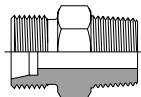


Référence

UNION MALE BRIGGS (NPT) NU,
SERIES ALLEMANDES LEGERE ET LOURDE

*Bare NPT male stud coupling,
light and heavy DIN series*

UM BGG S L NU et UM BGG S S NU



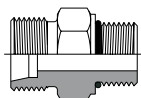
ZFR008657	UM 06/1/8 BGG S L NU
ZFR008656	UM 06/1/4 BGG S L NU
ZFR002637	UM 08/1/4 BGG S L NU
ZFR008659	UM 08/3/8 BGG S L NU
ZFR008658	UM 08/1/2 BGG S L NU
ZFR002638	UM 10/1/4 BGG S L NU
ZFR002639	UM 10/3/8 BGG S L NU
ZFR002640	UM 12/1/4 BGG S L NU
ZFR002641	UM 12/3/8 BGG S L NU
ZFR008660	UM 12/1/2 BGG S L NU
ZFR002644	UM 15/1/2 BGG S L NU
ZFR008661	UM 18/1/2 BGG S L NU
ZFR008662	UM 18/3/4 BGG S L NU
ZFR008663	UM 22/3/4 BGG S L NU
ZFR008664	UM 28/1" BGG S L NU

ZFR008965	UM 06/1/4 BGG S S NU
ZFR008966	UM 08/1/4 BGG S S NU
ZFR008967	UM 10/3/8 BGG S S NU
ZFR008969	UM 12/3/8 BGG S S NU
ZFR008968	UM 12/1/2 BGG S S NU
ZFR008970	UM 14/1/2 BGG S S NU
ZFR002646	UM 16/1/2 BGG S S NU
ZFR008973	UM 20/3/4 BGG S S NU
ZFR008974	UM 25/1" BGG S S NU
ZFR008977	UM 30/1" BGG S S NU
ZFR008978	UM 30/1"1/4 BGG S S NU

UNION MALE UNF NU,
SERIES ALLEMANDES LEGERE ET LOURDE

*Bare UNF male stud coupling,
light and heavy DIN series*

UM UNF L NU et UM UNF S NU



ZFR008712	UM 08/7/16 UNF L NU
ZFR008713	UM 10/7/16 UNF L NU
ZFR008716	UM 12/9/16 UNF L NU
ZFR008714	UM 12/3/4 UNF L NU
ZFR008715	UM 12/7/8 UNF L NU
ZFR008717	UM 15/3/4 UNF L NU
ZFR010093	UM 15/7/8 UNF L NU
ZFR008718	UM 18/3/4 UNF L NU
ZFR008719	UM 18/7/8 UNF L NU

ZFR009041	UM 08/7/16 UNF S NU
ZFR009044	UM 12/9/16 UNF S NU
ZFR009045	UM 16/3/4 UNF S NU
ZFR009046	UM 16/7/8 UNF S NU
ZFR009048	UM 20/3/4 UNF S NU
ZFR009049	UM 20/7/8 UNF S NU

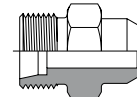


Référence

UNION MALE A SOUDER NU,
SERIES ALLEMANDES LEGERE ET LOURDE

*Bare welding male stud coupling,
light and heavy DIN series*

UMS L NU et UMS S NU



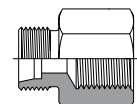
ZFR008702	UMS 06 L NU
ZFR008703	UMS 08 L NU
ZFR008704	UMS 10 L NU
ZFR008705	UMS 12 L NU
ZFR008706	UMS 15 L NU
ZFR008707	UMS 18 L NU
ZFR008708	UMS 22 L NU
ZFR008709	UMS 28 L NU
ZFR008710	UMS 35 L NU
ZFR008711	UMS 42 L NU

ZFR009031	UMS 06 S NU
ZFR009032	UMS 08 S NU
ZFR009033	UMS 10 S NU
ZFR009034	UMS 12 S NU
ZFR009035	UMS 14 S NU
ZFR009036	UMS 16 S NU
ZFR009037	UMS 20 S NU
ZFR009038	UMS 25 S NU
ZFR009039	UMS 30 S NU
ZFR009040	UMS 38 S NU

UNION FEMELLE METRIQUE CYLINDRIQUE NU,
SERIES ALLEMANDES LEGERE ET LOURDE

*Bare metric female stud coupling,
light and heavy DIN series*

UF CYL L NU et UF CYL S NU



ZFR008637	UF 06/10X100 CYL L NU
ZFR008638	UF 08/12X150 CYL L NU
ZFR008639	UF 10/14X150 CYL L NU
ZFR008640	UF 12/16X150 CYL L NU
ZFR008641	UF 15/18X150 CYL L NU
ZFR008642	UF 18/22X150 CYL L NU
ZFR008643	UF 22/26X150 CYL L NU
ZFR008645	UF 35/42X200 CYL L NU

ZFR008940	UF 06/12X150 CYL S NU
ZFR008941	UF 08/14X150 CYL S NU
ZFR008943	UF 12/18X150 CYL S NU
ZFR008946	UF 20/27X200 CYL S NU

COMPRESSION RING FITTINGS DIN "L and S" SERIES - RACCORDS À BAGUE SÉRIE DIN "L et S"

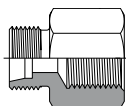


Référence

UNION FEMELLE BSP
CYLINDRIQUE (WHITWORTH) NU,
SERIES ALLEMANDES LEGERE ET LOURDE

*Bare BSP parallel (whitworth) female stud coupling,
light and heavy DIN series*

UF CYL L NU et UF CYL S NU



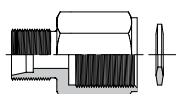
ZFR002668	UF 06/05X10 CYL L NU
ZFR002670	UF 08/08X13 CYL L NU
ZFR012463	UF 08/12X17 CYL L NU
ZFR002672	UF 10/08X13 CYL L NU
ZFR002675	UF 12/08X13 CYL L NU
ZFR002676	UF 12/12X17 CYL L NU
ZFR002677	UF 12/15X21 CYL L NU
ZFR002681	UF 15/15X21 CYL L NU
ZFR008647	UF 18/15X21 CYL L NU
ZFR008648	UF 22/20X27 CYL L NU
ZFR008649	UF 28/26X34 CYL L NU
ZFR008650	UF 35/33X42 CYL L NU
ZFR008651	UF 42/40X49 CYL L NU

ZFR008956	UF 06/08X13 CYL S NU
ZFR008957	UF 08/08X13 CYL S NU
ZFR008958	UF 10/12X17 CYL S NU
ZFR008959	UF 12/12X17 CYL S NU
ZFR008960	UF 14/15X21 CYL S NU
ZFR002683	UF 16/15X21 CYL S NU
ZFR008961	UF 20/20X27 CYL S NU
ZFR008962	UF 25/26X34 CYL S NU
ZFR008963	UF 30/33X42 CYL S NU
ZFR008964	UF 38/40X49 CYL S NU

UNION FEMELLE BSP CYLINDRIQUE
(WHITWORTH) NU POUR MANOMETRE,
SERIES ALLEMANDES LEGERE ET LOURDE

*Pressure gauge bare BSP parallel (whitworth)
stud coupling, light and heavy DIN series*

UFM CYL L NU et UFM CYL S NU



ZFR008652	UFM 06/08X13 CYL L NU
ZFR008653	UFM 08/08X13 CYL L NU
ZFR008654	UFM 10/08X13 CYL L NU
ZFR008655	UFM 12/08X13 CYL L NU

ZFR008952	UFM 06/15X21 CYL S NU
ZFR008953	UFM 08/15X21 CYL S NU
ZFR008954	UFM 10/15X21 CYL S NU
ZFR008955	UFM 12/15X21 CYL S NU



Référence

ADAPTEUR TOURNANT POUR MANOMETRE,
SERIES ALLEMANDES LEGERE ET LOURDE

*Stud standpipe adaptor for pressure gauge,
light and heavy DIN series*

AT - FG MANO L et AT - FG MANO S

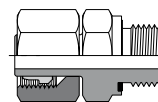


ZFR056384	AT 06 - FG 1/4 MANO L
ZFR057037	AT 08 - FG 1/4 MANO L
ZFR036774	AT 10 - FG 1/4 MANO L
ZFR063529	AT 12 - FG 1/4 MANO L
ZFR161613	AT 06 - FG 1/4 MANO S
ZFR161626	AT 06 - FG 1/2 MANO OR S
ZFR067974	AT 08 - FG 1/2 MANO S
ZFR161627	AT 10 - FG 1/4 MANO S
ZFR161628	AT 10 - FG 1/2 MANO OR S
ZFR161629	AT 12 - FG 1/4 MANO S
ZFR161630	AT 12 - FG 1/2 MANO OR S

ADAPTEUR TOURNANT METRIQUE,
CYLINDRIQUE AVEC JOINT ELASTOMERE,
SERIES ALLEMANDES LEGERE ET LOURDE

*Metric stud standpipe adaptor with elastomer seal,
light and heavy DIN series*

AT CYL JE L et AT CYL JE S

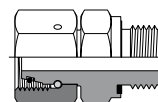


ZFR015922	AT 08/14X150 CYL JE S
ZFR015924	AT 12/18X150 CYL JE S

ADAPTEUR TOURNANT METRIQUE,
CYLINDRIQUE AVEC JOINT TORIQUE
ET JOINT ELASTOMERE,
SERIES ALLEMANDES LEGERE ET LOURDE

*Metric stud standpipe adaptor with O'ring
and elastomer seal, light and heavy DIN series*

AT CYL JE L OR et AT CYL JE S OR



ZFR028849	AT 06/10X100 CYL JE L OR
ZFR028850	AT 08/12X150 CYL JE L OR
ZFR028851	AT 10/14X150 CYL JE L OR
ZFR028852	AT 12/16X150 CYL JE L OR
ZFR028857	AT 15/18X150 CYL JE L OR
ZFR028858	AT 18/22X150 CYL JE L OR
ZFR028859	AT 22/26X150 CYL JE L OR
ZFR028860	AT 28/33X200 CYL JE L OR
ZFR028861	AT 35/42X200 CYL JE L OR
ZFR028862	AT 42/48X200 CYL JE L OR

RACCORDS A BAGUE
Compression ring fittings

RACCORDS À BAGUE SÉRIE DIN "L et S" - COMPRESSION RING FITTINGS DIN "L and S" SERIES



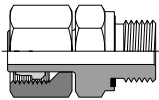
Référence

ZFR028863	AT 06/12X150 CYL JE S OR
ZFR028864	AT 08/14X150 CYL JE S OR
ZFR028865	AT 10/16X150 CYL JE S OR
ZFR028866	AT 12/18X150 CYL JE S OR
ZFR028867	AT 14/20X150 CYL JE S OR
ZFR028868	AT 16/22X150 CYL JE S OR
ZFR028869	AT 20/27X200 CYL JE S OR
ZFR028870	AT 25/33X200 CYL JE S OR
ZFR028871	AT 30/42X200 CYL JE S OR
ZFR028872	AT 38/48X200 CYL JE S OR

ADAPTEUR TOURNANT BSP CYLINDRIQUE (WHITWORTH) AVEC JOINT ELASTOMERE, SERIES ALLEMANDES LEGERE ET LOURDE

BSP parallel (whitworth) stud standpipe adaptor with elastomer seal, light and heavy DIN series

AT CYL JE L et AT CYL JE S

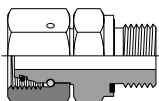


ZFR003437	AT 12/08X13 CYL JE L
ZFR003440	AT 12/15X21 CYL JE L
ZFR015961	AT 06/08X13 CYL JE S
ZFR015962	AT 08/08X13 CYL JE S
ZFR015963	AT 10/12X17 CYL JE S
ZFR015985	AT 12/15X21 CYL JE S
ZFR015965	AT 14/15X21 CYL JE S
ZFR004316	AT 16/20X27 CYL JE S

ADAPTEUR TOURNANT BSP CYLINDRIQUE (WHITWORTH) AVEC JOINT TORIQUE ET JOINT ELASTOMERE, SERIES ALLEMANDES LEGERE ET LOURDE

BSP parallel (whitworth) stud standpipe adaptor with O'ring and elastomer seal, light and heavy DIN series

AT CYL JE L OR et AT CYL JE S OR



ZFR028873	AT 06/05X10 CYL JE L OR
ZFR028874	AT 08/08X13 CYL JE L OR
ZFR028875	AT 10/08X13 CYL JE L OR
ZFR052984	AT 10/12X17 CYL JE L OR
ZFR028876	AT 12/12X17 CYL JE L OR
ZFR028877	AT 15/15X21 CYL JE L OR
ZFR046651	AT 15/20X27 CYL JE L OR
ZFR028878	AT 18/15X21 CYL JE L OR
ZFR045620	AT 18/20X27 CYL JE L OR
ZFR028879	AT 22/20X27 CYL JE L OR
ZFR028880	AT 28/26X34 CYL JE L OR
ZFR028881	AT 35/33X42 CYL JE L OR
ZFR028882	AT 42/40X49 CYL JE L OR
ZFR013861	AT 06/08X13 CYL JE S OR
ZFR013862	AT 08/08X13 CYL JE S OR
ZFR013863	AT 10/12X17 CYL JE S OR
ZFR013864	AT 12/12X17 CYL JE S OR



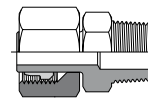
Référence

ZFR013865	AT 14/15X21 CYL JE S OR
ZFR013866	AT 16/15X21 CYL JE S OR
ZFR028279	AT 20/15X21 CYL JE S OR
ZFR013867	AT 20/20X27 CYL JE S OR
ZFR029285	AT 25/20X27 CYL JE S OR
ZFR013868	AT 25/26X34 CYL JE S OR
ZFR087971	AT 30/26X34 CYL JE S OR
ZFR013869	AT 30/33X42 CYL JE S OR
ZFR013870	AT 38/40X49 CYL JE S OR

ADAPTEUR TOURNANT BRIGGS (NPT), SERIES ALLEMANDES LEGERE ET LOURDE

NPT stud standpipe adaptor, light and heavy DIN series

AT BGGS L

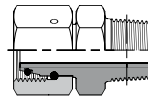


ZFR006076	AT 08/1/4 BGGS L
ZFR016000	AT 28/1" BGGS L
ZFR016001	AT 35/1"1/4 BGGS L

ADAPTEUR TOURNANT BRIGGS (NPT) AVEC JOINT TORIQUE, SERIES ALLEMANDES LEGERE ET LOURDE

NPT stud standpipe adaptor with O'ring, light and heavy DIN series

AT BGGS L OR et AT BGGS S OR



ZFR015993	AT 06/1/8 BGGS L OR
ZFR006077	AT 10/1/4 BGGS L OR
ZFR051326	AT 15/1/2 BGGS L OR
ZFR051329	AT 18/1/2 BGGS L OR
ZFR051330	AT 22/3/4 BGGS L OR
ZFR051332	AT 06/1/4 BGGS S OR
ZFR051333	AT 08/1/4 BGGS S OR
ZFR051334	AT 10/3/8 BGGS S OR
ZFR051335	AT 12/3/8 BGGS S OR
ZFR051336	AT 16/1/2 BGGS S OR
ZFR051337	AT 20/3/4 BGGS S OR
ZFR051338	AT 25/1" BGGS S OR
ZFR051339	AT 30/1"1/4 BGGS S OR

COMPRESSION RING FITTINGS DIN "L and S" SERIES - RACCORS À BAGUE SÉRIE DIN "L et S"

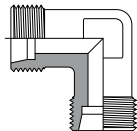


Référence

COUDE EGAL NU,
SERIES ALLEMANDES LEGERE ET LOURDE

*Bare equal elbow,
light and heavy DIN series*

CE L NU et CE S NU

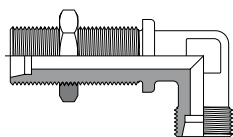


ZFR008505	CE 06 L NU
ZFR006119	CE 08 L NU
ZFR006120	CE 10 L NU
ZFR006121	CE 12 L NU
ZFR006123	CE 15 L NU
ZFR008507	CE 18 L NU
ZFR008508	CE 22 L NU
ZFR008509	CE 28 L NU
ZFR008510	CE 35 L NU
ZFR008511	CE 42 L NU
ZFR008751	CE 06 S NU
ZFR008752	CE 08 S NU
ZFR008753	CE 10 S NU
ZFR008754	CE 12 S NU
ZFR008755	CE 14 S NU
ZFR006124	CE 16 S NU
ZFR008756	CE 20 S NU
ZFR008757	CE 25 S NU
ZFR008758	CE 30 S NU
ZFR008759	CE 38 S NU

COUDE EGAL DE CLOISON NU,
SERIES ALLEMANDES LEGERE ET LOURDE

*Bare bulkhead equal elbow,
light and heavy DIN series*

CEC L NU et CEC S NU



ZFR008494	CEC 06 L NU
ZFR008495	CEC 08 L NU
ZFR008496	CEC 10 L NU
ZFR008497	CEC 12 L NU
ZFR008498	CEC 15 L NU
ZFR008499	CEC 18 L NU
ZFR008500	CEC 22 L NU
ZFR008501	CEC 28 L NU
ZFR008502	CEC 35 L NU
ZFR008504	CEC 42 L NU
ZFR008738	CEC 06 S NU
ZFR008742	CEC 08 S NU
ZFR008743	CEC 10 S NU
ZFR008744	CEC 12 S NU
ZFR008745	CEC 14 S NU
ZFR008746	CEC 16 S NU
ZFR008747	CEC 20 S NU
ZFR008748	CEC 25 S NU
ZFR008749	CEC 30 S NU
ZFR008750	CEC 38 S NU

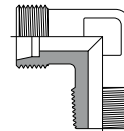


Référence

COUDE MALE METRIQUE CONIQUE NU,
SERIES ALLEMANDES LEGERE ET LOURDE

*Bare tapered metric male stud elbow,
light and heavy DIN series*

CM CO L NU et CM CO S NU

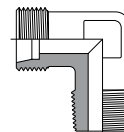


ZFR008537	CM 06/10X100 CO L NU
ZFR008538	CM 08/12X150 CO L NU
ZFR008539	CM 10/14X150 CO L NU
ZFR003436	CM 12/16X150 CO L NU
ZFR008540	CM 15/18X150 CO L NU
ZFR008541	CM 18/22X150 CO L NU
ZFR008783	CM 10/16X150 CO S NU
ZFR008784	CM 12/18X150 CO S NU
ZFR008787	CM 16/22X150 CO S NU

COUDE MALE BSP CONIQUE (WHITWORTH) NU,
SERIES ALLEMANDES LEGERE ET LOURDE

*Bare BSP tapered (whitworth) male stud elbow,
light and heavy DIN series*

CM CO L NU et CM CO S NU



ZFR008529	CM 06/05X10 CO L NU
ZFR008530	CM 06/08X13 CO L NU
ZFR008531	CM 08/05X10 CO L NU
ZFR004102	CM 08/08X13 CO L NU
ZFR012464	CM 08/12X17 CO L NU
ZFR004103	CM 10/05X10 CO L NU
ZFR004104	CM 10/08X13 CO L NU
ZFR004105	CM 10/12X17 CO L NU
ZFR004106	CM 12/08X13 CO L NU
ZFR004107	CM 12/12X17 CO L NU
ZFR004108	CM 12/15X21 CO L NU
ZFR017814	CM 15/12X17 CO L NU
ZFR004111	CM 15/15X21 CO L NU
ZFR008532	CM 18/15X21 CO L NU
ZFR008533	CM 22/20X27 CO L NU
ZFR008534	CM 28/26X34 CO L NU
ZFR008535	CM 35/33X42 CO L NU
ZFR008536	CM 42/40X49 CO L NU
ZFR008788	CM 06/08X13 CO S NU
ZFR008789	CM 08/08X13 CO S NU
ZFR008790	CM 10/12X17 CO S NU
ZFR008791	CM 12/12X17 CO S NU
ZFR008792	CM 12/15X21 CO S NU
ZFR008793	CM 14/12X17 CO S NU
ZFR008794	CM 14/15X21 CO S NU
ZFR004112	CM 16/12X17 CO S NU
ZFR004113	CM 16/15X21 CO S NU
ZFR034408	CM 20/15X21 CO S NU
ZFR008795	CM 20/20X27 CO S NU
ZFR010077	CM 25/26X34 CO S NU
ZFR008796	CM 30/33X42 CO S NU

RACCORS A BAGUE
Compression ring fittings

RACCORDS À BAGUE SÉRIE DIN "L et S" - COMPRESSION RING FITTINGS DIN "L and S" SERIES

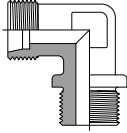


Référence

COUDE MALE BSP CYLINDRIQUE (WHITWORTH) NU,
SÉRIES ALLEMANDES LÉGERE ET LOURDE

*Bare BSP parallel (whitworth) male stud elbow,
light and heavy DIN series*

CM CYL L NU et CM CYL S NU



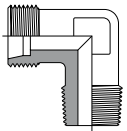
ZFR008542	CM 22/20X27 CYL L NU
ZFR008544	CM 35/33X42 CYL L NU
ZFR008545	CM 42/40X49 CYL L NU

ZFR008811	CM 20/20X27 CYL S NU
ZFR008812	CM 25/26X34 CYL S NU

COUDE MALE BRIGGS (NPT) NU,
SÉRIES ALLEMANDES LÉGERE ET LOURDE

*Bare NPT male stud elbow,
light and heavy DIN series*

CM BGGs L NU et CM BGGs S NU



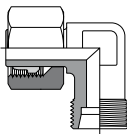
ZFR008523	CM 06/1/8 BGGs L NU
ZFR004130	CM 08/1/8 BGGs L NU
ZFR004131	CM 08/1/4 BGGs L NU
ZFR004132	CM 10/1/4 BGGs L NU
ZFR004134	CM 12/1/4 BGGs L NU
ZFR004135	CM 12/3/8 BGGs L NU
ZFR004137	CM 15/1/2 BGGs L NU
ZFR008525	CM 18/1/2 BGGs L NU
ZFR008526	CM 22/3/4 BGGs L NU
ZFR008527	CM 28/1" BGGs L NU

ZFR008771	CM 08/1/4 BGGs S NU
ZFR008772	CM 10/3/8 BGGs S NU
ZFR008774	CM 12/3/8 BGGs S NU
ZFR004139	CM 16/1/2 BGGs S NU

COUDE FEMELLE NU,
SÉRIES ALLEMANDES LÉGERE ET LOURDE

*Bare female stud elbow,
light and heavy DIN series*

CF S NU



ZFR008760	CF 06 S NU
ZFR008761	CF 08 S NU
ZFR008762	CF 10 S NU
ZFR008764	CF 14 S NU

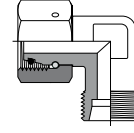


Référence

COUDE FEMELLE NU AVEC JOINT TORIQUE,
SÉRIES ALLEMANDES LÉGERE ET LOURDE

*Bare female stud elbow with O'ring,
light and heavy DIN series*

CF L OR NU et CF S OR NU



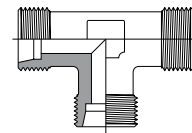
ZFR028837	CF 06 L OR NU
ZFR028838	CF 08 L OR NU
ZFR027596	CF 10 L OR NU
ZFR027597	CF 12 L OR NU
ZFR027598	CF 15 L OR NU
ZFR028844	CF 18 L OR NU
ZFR027599	CF 22 L OR NU
ZFR027600	CF 28 L OR NU
ZFR027601	CF 35 L OR NU
ZFR027602	CF 42 L OR NU

ZFR028845	CF 06 S OR NU
ZFR022248	CF 08 S OR NU
ZFR025776	CF 10 S OR NU
ZFR013872	CF 12 S OR NU
ZFR028846	CF 14 S OR NU
ZFR013873	CF 16 S OR NU
ZFR013874	CF 20 S OR NU
ZFR013875	CF 25 S OR NU
ZFR013876	CF 30 S OR NU
ZFR013877	CF 38 S OR NU

TE EGAL NU,
SÉRIES ALLEMANDES LÉGERE ET LOURDE

*Bare equal stud tee,
light and heavy DIN series*

T L NU et T S NU



ZFR008585	T 06 L NU
ZFR004170	T 08 L NU
ZFR004171	T 10 L NU
ZFR004172	T 12 L NU
ZFR004174	T 15 L NU
ZFR008586	T 18 L NU
ZFR008587	T 22 L NU
ZFR008588	T 28 L NU
ZFR008589	T 35 L NU
ZFR008590	T 42 L NU

ZFR008877	T 06 S NU
ZFR008878	T 08 S NU
ZFR008879	T 10 S NU
ZFR008880	T 12 S NU
ZFR008881	T 14 S NU
ZFR004175	T 16 S NU
ZFR008882	T 20 S NU
ZFR008883	T 25 S NU
ZFR008884	T 30 S NU
ZFR008885	T 38 S NU

COMPRESSION RING FITTINGS DIN "L and S" SERIES - RACCORDS À BAGUE SÉRIE DIN "L et S"

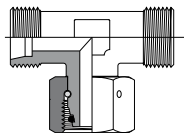


Référence

TE ORIENTABLE NU AVEC JOINT TORIQUE,
SERIES ALLEMANDES LEGERE ET LOURDE

*Bare adjustable equal stud branch tee
with O'ring, light and heavy DIN series*

TO L OR NU et TO S OR NU

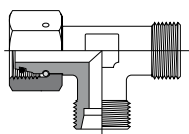


ZFR028828	TO 06 L OR NU
ZFR028829	TO 08 L OR NU
ZFR027603	TO 10 L OR NU
ZFR028830	TO 12 L OR NU
ZFR028776	TO 15 L OR NU
ZFR028831	TO 18 L OR NU
ZFR028832	TO 22 L OR NU
ZFR028833	TO 28 L OR NU
ZFR028834	TO 35 L OR NU
ZFR028835	TO 42 L OR NU
ZFR028836	TO 06 S OR NU
ZFR025778	TO 08 S OR NU
ZFR025779	TO 10 S OR NU
ZFR013888	TO 12 S OR NU
ZFR013889	TO 14 S OR NU
ZFR013890	TO 16 S OR NU
ZFR013891	TO 20 S OR NU
ZFR013892	TO 25 S OR NU
ZFR013893	TO 30 S OR NU
ZFR013894	TO 38 S OR NU

TE ORIENTABLE RENVERSE NU
AVEC JOINT TORIQUE,
SERIES ALLEMANDES LEGERE ET LOURDE

*Bare adjustable equal stud barrel tee
with O'ring, light and heavy DIN series*

TOR L OR NU et TOR S OR NU



ZFR028816	TOR 06 L OR NU
ZFR028817	TOR 08 L OR NU
ZFR027604	TOR 10 L OR NU
ZFR028818	TOR 12 L OR NU
ZFR028819	TOR 15 L OR NU
ZFR028821	TOR 18 L OR NU
ZFR028773	TOR 22 L OR NU
ZFR028822	TOR 28 L OR NU
ZFR028823	TOR 35 L OR NU
ZFR028826	TOR 42 L OR NU
ZFR028827	TOR 06 S OR NU
ZFR021827	TOR 08 S OR NU
ZFR025777	TOR 10 S OR NU
ZFR013880	TOR 12 S OR NU
ZFR013881	TOR 14 S OR NU
ZFR013882	TOR 16 S OR NU
ZFR013883	TOR 20 S OR NU
ZFR013884	TOR 25 S OR NU
ZFR013885	TOR 30 S OR NU
ZFR013886	TOR 38 S OR NU

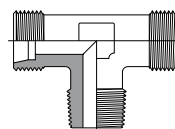


Référence

TE MALE BSP CONIQUE (WHITWORTH) NU,
SERIES ALLEMANDES LEGERE ET LOURDE

*Bare BSP tapered (whitworth) male stud branch tee,
light and heavy DIN series*

TM CO L NU et TM CO S NU

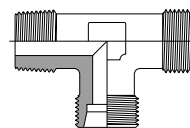


ZFR010159	TM 06/05X10 CO L NU
ZFR007966	TM 08/08X13 CO L NU
ZFR008011	TM 10/08X13 CO L NU
ZFR010160	TM 12/12X17 CO L NU
ZFR042325	TM 15/15X21 CO L NU
ZFR042326	TM 18/15X21 CO L NU
ZFR042327	TM 22/20X27 CO L NU
ZFR010161	TM 06/08X13 CO S NU
ZFR010162	TM 08/08X13 CO S NU
ZFR042328	TM 10/12X17 CO S NU
ZFR042329	TM 12/12X17 CO S NU
ZFR042330	TM 14/15X21 CO S NU
ZFR010163	TM 16/15X21 CO S NU

TE MALE RENVERSE BSP CONIQUE
(WHITWORTH) NU,
SERIE ALLEMANDE LEGERE

*Bare BSP tapered (whitworth)
male stud barrel tee, light DIN series*

TMR CO L NU



ZFR004296	TMR 08/08X13 CO L NU
ZFR004297	TMR 10/08X13 CO L NU
ZFR010165	TMR 12/12X17 CO L NU
ZFR042331	TMR 15/15X21 CO L NU
ZFR042333	TMR 18/15X21 CO L NU

RACCORS A BAGUE
Compression ring fittings

RACCORDS À BAGUE SÉRIE DIN "L et S" - COMPRESSION RING FITTINGS DIN "L and S" SERIES

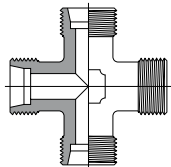


Référence

CROIX EGALE NUE,
SERIES ALLEMANDES LEGERE ET LOURDE

*Bare equal cross,
light and heavy DIN series*

CX L NU et CX S NU

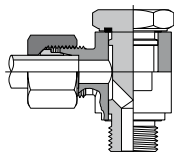


ZFR008546	CX 06 L NU
ZFR004190	CX 08 L NU
ZFR004191	CX 10 L NU
ZFR004192	CX 12 L NU
ZFR004194	CX 15 L NU
ZFR008547	CX 18 L NU
ZFR008548	CX 22 L NU
ZFR008549	CX 28 L NU
ZFR008550	CX 35 L NU
ZFR008551	CX 42 L NU
ZFR008815	CX 06 S NU
ZFR008816	CX 08 S NU
ZFR008817	CX 10 S NU
ZFR008818	CX 12 S NU
ZFR008819	CX 14 S NU
ZFR004195	CX 16 S NU
ZFR008820	CX 20 S NU
ZFR008821	CX 25 S NU
ZFR008822	CX 30 S NU
ZFR008823	CX 38 S NU

BANJO ORIENTABLE À PASSAGE AMELIORE
METRIQUE CYLINDRIQUE NU, JOINT ELASTOMERE,
SERIES ALLEMANDES LEGERE ET LOURDE

*Bare metric bolt improved flow banjo coupling,
elastomer seal, light and heavy DIN series*

ORA CYL JE L NU et ORA CYL JE S NU



ZFR008561	ORA 06/10X100 CYL JE L NU
ZFR008562	ORA 08/12X150 CYL JE L NU
ZFR008563	ORA 10/14X150 CYL JE L NU
ZFR008564	ORA 12/16X150 CYL JE L NU
ZFR008565	ORA 15/18X150 CYL JE L NU
ZFR008566	ORA 18/22X150 CYL JE L NU
ZFR008567	ORA 22/26X150 CYL JE L NU
ZFR008582	ORA 28/33X200 CYL JE L NU
ZFR038298	ORA 35/42X200 CYL JE L NU
ZFR038299	ORA 42/48X200 CYL JE L NU
ZFR008824	ORA 06/12X150 CYL JE S NU
ZFR008825	ORA 08/14X150 CYL JE S NU
ZFR008826	ORA 10/16X150 CYL JE S NU
ZFR008828	ORA 12/18X150 CYL JE S NU
ZFR008829	ORA 14/20X150 CYL JE S NU



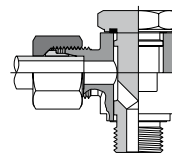
Référence

ZFR008830	ORA 16/22X150 CYL JE S NU
ZFR008831	ORA 20/27X200 CYL JE S NU
ZFR038300	ORA 25/33X200 CYL JE S NU
ZFR038301	ORA 30/42X200 CYL JE S NU
ZFR038302	ORA 38/48X200 CYL JE S NU

BANJO ORIENTABLE À PASSAGE AMELIORE
BSP CYLINDRIQUE (WHITWORTH) NU,
JOINT ELASTOMERE,

*SERIES ALLEMANDES LEGERE ET LOURDE
Bare BSP parallel bolt improved flow banjo coupling,
elastomer seal, light and heavy DIN series*

ORA CYL JE L NU et ORA CYL JE S NU

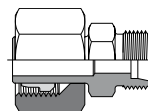


ZFR008552	ORA 06/05X10 CYL JE L NU
ZFR008553	ORA 08/08X13 CYL JE L NU
ZFR008554	ORA 10/08X13 CYL JE L NU
ZFR008555	ORA 12/12X17 CYL JE L NU
ZFR008556	ORA 15/15X21 CYL JE L NU
ZFR008557	ORA 18/15X21 CYL JE L NU
ZFR008558	ORA 22/20X27 CYL JE L NU
ZFR008559	ORA 28/26X34 CYL JE L NU
ZFR008560	ORA 35/33X42 CYL JE L NU
ZFR008575	ORA 42/40X49 CYL JE L NU
ZFR008832	ORA 06/08X13 CYL JE S NU
ZFR008833	ORA 08/08X13 CYL JE S NU
ZFR008834	ORA 10/12X17 CYL JE S NU
ZFR008835	ORA 12/12X17 CYL JE S NU
ZFR008836	ORA 14/15X21 CYL JE S NU
ZFR008837	ORA 16/15X21 CYL JE S NU
ZFR008838	ORA 20/20X27 CYL JE S NU
ZFR008839	ORA 25/26X34 CYL JE S NU
ZFR008840	ORA 30/33X42 CYL JE S NU
ZFR008841	ORA 38/40X49 CYL JE S NU

ADAPTEUR DE REDUCTION NU,
SERIES ALLEMANDES LEGERE ET LOURDE

*Bare reducing standpipe stud adaptor,
light and heavy DIN series*

ADR L NU et ADR S NU



ZFR009072	ADR 15/08 L NU
ZFR009073	ADR 15/10 L NU
ZFR009080	ADR 18/06 L NU
ZFR009091	ADR 22/06 L NU
ZFR009093	ADR 22/10 L NU
ZFR009094	ADR 22/12 L NU
ZFR009058	ADR 10/06 S NU
ZFR009066	ADR 12/10 S NU
ZFR009068	ADR 14/08 S NU
ZFR009079	ADR 16/14 S NU

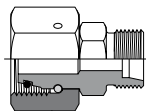
COMPRESSION RING FITTINGS DIN "L and S" SERIES - RACCORS À BAGUE SÉRIE DIN "L et S"



Référence

ADAPTEUR DE REDUCTION NU
AVEC JOINT TORIQUE,
SERIES ALLEMANDES LEGERE ET LOURDE*Bare reducing standpipe stud adaptor
with O'ring, light and heavy DIN series*

ADR L OR NU et ADR S OR NU



ZFR028923	ADR 08/06 L OR NU
ZFR028924	ADR 10/06 L OR NU
ZFR028932	ADR 10/08 L OR NU
ZFR028925	ADR 12/06 L OR NU
ZFR028933	ADR 12/08 L OR NU
ZFR028940	ADR 12/10 L OR NU
ZFR028926	ADR 15/06L OR NU
ZFR028934	ADR 15/08 L OR NU
ZFR028941	ADR 15/10 L OR NU
ZFR028947	ADR 15/12 L OR NU
ZFR028927	ADR 18/06 L OR NU
ZFR028935	ADR 18/08 L OR NU
ZFR028942	ADR 18/10 L OR NU
ZFR028948	ADR 18/12 L OR NU
ZFR028953	ADR 18/15 L OR NU
ZFR028928	ADR 22/06 L OR NU
ZFR028936	ADR 22/08 L OR NU
ZFR028943	ADR 22/10 L OR NU
ZFR028949	ADR 22/12 L OR NU
ZFR028954	ADR 22/15 L OR NU
ZFR028958	ADR 22/18 L OR NU
ZFR028937	ADR 28/08 L OR NU
ZFR028944	ADR 28/10 L OR NU
ZFR028950	ADR 28/12 L OR NU
ZFR028955	ADR 28/15 L OR NU
ZFR028959	ADR 28/18 L OR NU
ZFR028962	ADR 28/22 L OR NU
ZFR028930	ADR 35/06 L OR NU
ZFR028945	ADR 35/10 L OR NU
ZFR028951	ADR 35/12 L OR NU
ZFR028956	ADR 35/15 L OR NU
ZFR028960	ADR 35/18 L OR NU
ZFR028963	ADR 35/22 L OR NU
ZFR028965	ADR 35/28 L OR NU
ZFR028931	ADR 42/06 L OR NU
ZFR028946	ADR 42/10 L OR NU
ZFR028952	ADR 42/12 L OR NU
ZFR028957	ADR 42/15 L OR NU
ZFR028961	ADR 42/18 L OR NU
ZFR028964	ADR 42/22 L OR NU
ZFR028966	ADR 42/28 L OR NU
ZFR028967	ADR 42/35 L OR NU

ZFR028968	ADR 08/06 S OR NU
ZFR028969	ADR 10/06 S OR NU
ZFR028977	ADR 10/08 S OR NU
ZFR028970	ADR 12/06 S OR NU
ZFR021826	ADR 12/08 S OR NU
ZFR028984	ADR 12/10 S OR NU
ZFR028971	ADR 14/06 S OR NU
ZFR028978	ADR 14/08 S OR NU
ZFR028985	ADR 14/10 S OR NU
ZFR028992	ADR 14/12 S OR NU
ZFR028972	ADR 16/06 S OR NU
ZFR020784	ADR 16/08 S OR NU
ZFR028986	ADR 16/10 S OR NU
ZFR021793	ADR 16/12 S OR NU

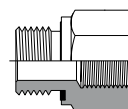


Référence

ZFR028996	ADR 16/14 S OR NU
ZFR028973	ADR 20/06 S OR NU
ZFR020783	ADR 20/08 S OR NU
ZFR028987	ADR 20/10 S OR NU
ZFR024870	ADR 20/12 S OR NU
ZFR028997	ADR 20/14 S OR NU
ZFR013896	ADR 20/16 S OR NU
ZFR028974	ADR 25/06 S OR NU
ZFR028979	ADR 25/08 S OR NU
ZFR028989	ADR 25/10 S OR NU
ZFR028993	ADR 25/12 S OR NU
ZFR028998	ADR 25/14 S OR NU
ZFR029001	ADR 25/16 S OR NU
ZFR013895	ADR 25/20 S OR NU
ZFR028980	ADR 30/08 S OR NU
ZFR028990	ADR 30/10 S OR NU
ZFR028994	ADR 30/12 S OR NU
ZFR029002	ADR 30/16 S OR NU
ZFR029004	ADR 30/20 S OR NU
ZFR029007	ADR 30/25 S OR NU
ZFR028983	ADR 38/08 S OR NU
ZFR028995	ADR 38/12 S OR NU
ZFR029003	ADR 38/16 S OR NU
ZFR029005	ADR 38/20 S OR NU
ZFR027262	ADR 38/25 S OR NU
ZFR029008	ADR 38/30 S OR NU

MALE GAZ CYLINDRIQUE - FEMELLE GAZ
CYLINDRIQUE (WHITWORTH),
AVEC JOINT ELASTOMERE*BSP parallel male - BSP parallel female
thread (whitworth), with elastomer seal*

MG CYL - FG CYL S



ZFR009621	MG 1/8 CYL - FG 1/4 CYL S
ZFR009622	MG 1/8 CYL - FG 3/8 CYL S
ZFR009623	MG 1/4 CYL - FG 1/8 CYL S
ZFR009624	MG 1/4 CYL - FG 3/8 CYL S
ZFR009625	MG 1/4 CYL - FG 1/2 CYL S
ZFR009626	MG 1/4 CYL - FG 3/4 CYL S
ZFR009627	MG 3/8 CYL - FG 1/8 CYL S
ZFR009628	MG 3/8 CYL - FG 1/4 CYL S
ZFR009629	MG 3/8 CYL - FG 1/2 CYL S
ZFR009630	MG 3/8 CYL - FG 3/4 CYL S
ZFR009631	MG 1/2 CYL - FG 1/8 CYL S
ZFR009632	MG 1/2 CYL - FG 1/4 CYL S
ZFR009633	MG 1/2 CYL - FG 3/8 CYL S
ZFR009634	MG 1/2 CYL - FG 3/4 CYL S
ZFR009635	MG 1/2 CYL - FG 1" CYL S
ZFR009636	MG 1/2 CYL - FG 1"1/4 CYL S
ZFR009637	MG 3/4 CYL - FG 1/4 CYL S
ZFR018268	MG 3/4 CYL - FG 3/8 CYL S
ZFR009639	MG 3/4 CYL - FG 1/2 CYL S
ZFR009640	MG 3/4 CYL - FG 1" CYL S
ZFR009641	MG 3/4 CYL - FG 1"1/4 CYL S
ZFR009642	MG 3/4 CYL - FG 1"1/2 CYL S
ZFR009643	MG 1" CYL - FG 1/4 CYL S
ZFR009644	MG 1" CYL - FG 3/8 CYL S
ZFR009645	MG 1" CYL - FG 1/2 CYL S
ZFR009646	MG 1" CYL - FG 3/4 CYL S
ZFR009647	MG 1" CYL - FG 1"1/4 CYL S

RACCORDS À BAGUE SÉRIE DIN "L et S" - COMPRESSION RING FITTINGS DIN "L and S" SERIES



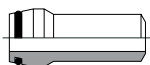
Référence

ZFR009648	MG 1" CYL - FG 1"1/2 CYL S
ZFR009649	MG 1"1/4 CYL - FG 1/2 CYL S
ZFR009650	MG 1"1/4 CYL - FG 3/4 CYL S
ZFR009651	MG 1"1/4 CYL - FG 1" CYL S
ZFR009652	MG 1"1/4 CYL - FG 1"1/2 CYL S
ZFR009653	MG 1"1/2 CYL - FG 1/2 CYL S
ZFR009654	MG 1"1/2 CYL - FG 3/4 CYL S
ZFR009655	MG 1"1/2 CYL - FG 1" CYL S
ZFR009656	MG 1"1/2 CYL - FG 1"1/4 CYL S

EMBOUT À SOUDER AVEC JOINT TORIQUE,
SERIE ALLEMANDE LOURDE

*Welding fitting with O'ring,
heavy DIN series*

ES S



ZFR015703	ES 08 S
ZFR015704	ES 10 S
ZFR015705	ES 12 S
ZFR015706	ES 14 S
ZFR015707	ES 16 S
ZFR015708	ES 20 S
ZFR015709	ES 25 S
ZFR015710	ES 30 S
ZFR015711	ES 38 S

OBTURATEUR FEMELLE AVEC JOINT TORIQUE,
SERIES ALLEMANDES LEGERE ET LOURDE

*Female blanking plug with O'ring,
light and heavy DIN series*

OBF L et OBF S



ZFR015689	OBF 28 L
ZFR015690	OBF 35 L
ZFR015691	OBF 42 L
ZFR015700	OBF 30 S
ZFR015701	OBF 38 S



Référence

OBTURATEUR MALE,
SERIES ALLEMANDES LEGERE ET LOURDE

*Male blanking plug,
light and heavy DIN series*

OBM L et OBM S



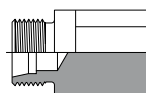
ZFR016858	OBM 06 L
ZFR016859	OBM 08 L
ZFR016860	OBM 10 L
ZFR016861	OBM 12 L
ZFR016862	OBM 15 L
ZFR016863	OBM 18 L
ZFR016864	OBM 22 L
ZFR016865	OBM 28 L
ZFR016866	OBM 35 L
ZFR016867	OBM 42 L

ZFR016868	OBM 06 S
ZFR016869	OBM 08 S
ZFR016870	OBM 10 S
ZFR016871	OBM 12 S
ZFR016872	OBM 14 S
ZFR016873	OBM 16 S
ZFR016874	OBM 20 S
ZFR016875	OBM 25 S
ZFR016876	OBM 30 S
ZFR016877	OBM 38 S

BLOC DE PRESERTISSAGE,
SERIES ALLEMANDES LEGERE ET LOURDE

*Pre-assembly adaptor,
light and heavy DIN series*

BLOC PRESS L et BLOC PRESS S



ZFR015532	BLOC PRESS 06 L
ZFR015533	BLOC PRESS 08 L
ZFR007143	BLOC PRESS 10 L
ZFR007144	BLOC PRESS 12 L
ZFR015536	BLOC PRESS 15 L
ZFR015537	BLOC PRESS 18 L
ZFR015538	BLOC PRESS 22 L
ZFR015539	BLOC PRESS 28 L
ZFR015541	BLOC PRESS 42 L

ZFR015542	BLOC PRESS 06 S
ZFR015543	BLOC PRESS 08 S
ZFR015544	BLOC PRESS 10 S
ZFR015545	BLOC PRESS 12 S
ZFR015546	BLOC PRESS 14 S
ZFR015547	BLOC PRESS 16 S
ZFR015548	BLOC PRESS 20 S
ZFR015549	BLOC PRESS 25 S
ZFR015550	BLOC PRESS 30 S

COMPRESSION RING FITTINGS "LL" SERIES - RACCORS À BAGUE SÉRIE "LL"



Référence

BAGUE,
SERIE FRANCAISE TRES LEGERE
Compression ring, very light french series

B LL

ZFR003572	B 04 LL
ZFR003573	B 06 LL
ZFR003574	B 08 LL
ZFR003575	B 10 LL
ZFR003576	B 12 LL
ZFR003577	B 14 LL
ZFR003579	B 16 LL

ECROU,
SERIE FRANCAISE TRES LEGERE
Nut, very light french series

E LL

ZFR003580	E 04 LL
ZFR003581	E 06 LL
ZFR003582	E 08 LL
ZFR003583	E 10 LL
ZFR003584	E 12 LL
ZFR003585	E 14 LL
ZFR003587	E 16 LL

UNION DOUBLE NU,
SERIE FRANCAISE TRES LEGERE
*Bare straight coupling,
very light french series*

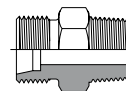
UD LL NU

ZFR052464	UD 04 LL NU
ZFR052465	UD 06 LL NU
ZFR052466	UD 08 LL NU
ZFR052468	UD 10 LL NU
ZFR052467	UD 12 LL NU
ZFR052469	UD 14 LL NU
ZFR052470	UD 16 LL NU



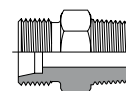
Référence

UNION MALE METRIQUE CONIQUE NU,
SERIE FRANCAISE TRES LEGERE
*Bare metric tapered male stud coupling,
very light french series*

UM CO LL NU

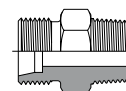
ZFR052496	UM 04/08X100 CO LL NU
ZFR052518	UM 06/06X100 CO LL NU
ZFR034823	UM 06/08X100 CO LL NU
ZFR052497	UM 06/10X100 CO LL NU
ZFR016722	UM 08/10X100 CO LL NU

UNION MALE BSP CONIQUE (WHITWORTH) NU,
SERIE FRANCAISE TRES LEGERE
*Bare BSP tapered (whitworth) male stud coupling,
very light french series*

UM CO LL NU

ZFR052498	UM 04/05X10 CO LL NU
ZFR052499	UM 06/05X10 CO LL NU
ZFR052472	UM 06/08X13 CO LL NU
ZFR052500	UM 08/05X10 CO LL NU
ZFR052501	UM 08/08X13 CO LL NU
ZFR052473	UM 10/08X13 CO LL NU
ZFR052474	UM 10/12X17 CO LL NU
ZFR052475	UM 12/08X13 CO LL NU
ZFR052476	UM 12/12X17 CO LL NU
ZFR052477	UM 14/12X17 CO LL NU***
ZFR006243	UM 14/15X21 CO LL NU***
ZFR052479	UM 16/15X21 CO LL NU***

UNION MALE BRIGGS (NPT) NU,
SERIE FRANCAISE TRES LEGERE
*Bare NPT male stud coupling,
very light french series*

UM BGGS LL NU

ZFR016734	UM 04/1/8 BGGS LL NU
ZFR052504	UM 06/1/8 BGGS LL NU
ZFR052505	UM 08/1/8 BGGS LL NU

RACCORDS À BAGUE SÉRIE "LL" - COMPRESSION RING FITTINGS "LL" SERIES

RACCORDS A BAGUE
Compression ring fittings

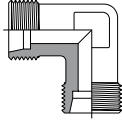


Référence

COUDE EGAL NU,
SERIE FRANCAISE TRES LEGERE

*Bare equal elbow,
very light french series*

CE LL NU



ZFR052480	CE 04 LL NU***
ZFR052481	CE 06 LL NU
ZFR052482	CE 08 LL NU
ZFR052483	CE 10 LL NU***
ZFR006265	CE 12 LL NU***

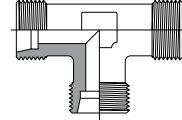


Référence

TE EGAL NU,
SERIE FRANCAISE TRES LEGERE

*Bare equal stud tee,
very light french series*

T LL NU

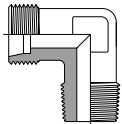


ZFR052491	T 04 LL NU
ZFR052492	T 06 LL NU
ZFR052493	T 08 LL NU
ZFR052494	T 10 LL NU***
ZFR006295	T 12 LL NU***

COUDE MALE METRIQUE CONIQUE NU,
SERIE FRANCAISE TRES LEGERE

*Bare metric tapered male stud elbow,
very light french series*

CM CO LL NU

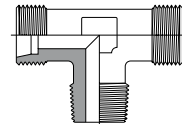


ZFR052506	CM 04/08X100 CO LL NU
ZFR052519	CM 06/06X100 CO LL NU
ZFR052507	CM 06/10X100 CO LL NU
ZFR052508	CM 08/10X100 CO LL NU

TE MALE BSP CONIQUE (WHITWORTH) NU,
SERIE FRANCAISE TRES LEGERE

*Bare BSP tapered (whitworth) male stud branch tee,
very light french series*

TM CO LL NU

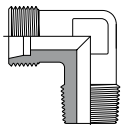


ZFR016829	TM 04/05X10 CO LL NU
ZFR052512	TM 06/05X10 CO LL NU
ZFR052513	TM 08/05X10 CO LL NU

COUDE MALE BSP CONIQUE (WHITWORTH) NU,
SERIE FRANCAISE TRES LEGERE

*Bare BSP tapered (whitworth) male stud elbow,
very light french series*

CM CO LL NU



ZFR052509	CM 04/05X10 CO LL NU
ZFR052510	CM 06/05X10 CO LL NU
ZFR052484	CM 06/08X13 CO LL NU
ZFR052511	CM 08/05X10 CO LL NU
ZFR052485	CM 08/08X13 CO LL NU
ZFR052486	CM 10/08X13 CO LL NU***
ZFR052487	CM 10/12X17 CO LL NU***
ZFR052488	CM 12/08X13 CO LL NU
ZFR052489	CM 12/12X17 CO LL NU
ZFR052490	CM 14/12X17 CO LL NU
ZFR006282	CM 16/12X17 CO LL NU***



Référence

MANCHETTE POUR RACCORDEMENT JIC

Sleeve for JIC adaptor

MAJ

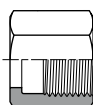


ZFR018887	MAJ 06
ZFR018888	MAJ 08
ZFR018889	MAJ 10
ZFR018890	MAJ 12
ZFR018891	MAJ 14
ZFR018892	MAJ 15
ZFR018893	MAJ 16
ZFR018894	MAJ 18
ZFR018895	MAJ 20
ZFR018896	MAJ 22
ZFR018897	MAJ 25
ZFR018898	MAJ 30
ZFR018899	MAJ 32
ZFR018900	MAJ 38

ECROU JIC

JIC nut

EJ

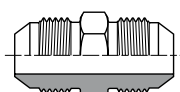


ZFR018901	EJ 06
ZFR018902	EJ 08
ZFR018903	EJ 10
ZFR018904	EJ 12
ZFR018907	EJ 16
ZFR018909	EJ 20
ZFR018910	EJ 22
A432500-25-16	EJ 25
A432500-30-20	EJ 30
ZFR018913	EJ 32
ZFR018914	EJ 38

MALE JIC - MALE JIC

JIC male - JIC male

MJ - MJ



A502525-04-04	MJ 7/16 - MJ 7/16
A502525-05-05	MJ 1/2 - MJ 1/2
A502525-06-06	MJ 9/16 - MJ 9/16
A502525-06-08	MJ 9/16 - MJ 3/4
A502525-08-08	MJ 3/4 - MJ 3/4
A502525-08-10	MJ 7/8 - MJ 3/4
A502525-10-10	MJ 7/8 - MJ 7/8
A502525-10-12	MJ 7/8 - MJ 1"1/16



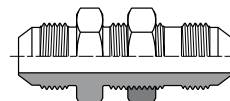
Référence

A502525-12-12	MJ 1"1/16 - MJ 1"1/16
A502525-16-16	MJ 1"5/16 - MJ 1"5/16
A502525-20-20	MJ 1"5/8 - MJ 1"5/8
A502525-24-24	MJ 1"7/8 - MJ 1"7/8
ZFR004477	MJ 2"1/2 - MJ 2"1/2

MALE JIC - MALE JIC DE CLOISON

Bulkhead JIC male - JIC male

MJ - MJ CL

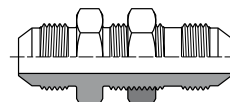


A502523-04-04	MJ 7/16 - MJ 7/16 CL
A502523-05-05	MJ 1/2 - MJ 1/2 CL
A502523-06-06	MJ 9/16 - MJ 9/16 CL
A502523-08-06	MJ 3/4 - MJ 3/4 CL
A502523-10-10	MJ 7/8 - MJ 7/8 CL
A502523-12-12	MJ 1"1/16 - MJ 1"1/16 CL
ZFR018740	MJ 1"3/16 - MJ 1"3/16 CL***
A502523-16-16	MJ 1"5/16 - MJ 1"5/16 CL
A502523-20-20	MJ 1"5/8 - MJ 1"5/8 CL
ZFR018743	MJ 1"7/8 - MJ 1"7/8 CL

MALE JIC - MALE SAE

JIC male - SAE male

MJ - MS



A502530-04-04	MJ 7/16 - MS 7/16
A502530-04-05	MJ 7/16 - MS 1/2
ZFR004508	MJ 7/16 - MS 9/16
ZFR024858	MJ 1/2 - MS 7/16
A502530-05-05	MJ 1/2 - MS 1/2
A502530-05-06	MJ 1/2 - MS 9/16
A502530-06-04	MJ 9/16 - MS 7/16
ZFR004511	MJ 9/16 - MS 9/16
A502530-06-08	MJ 9/16 - MS 3/4
A502530-08-06	MJ 3/4 - MS 9/16
ZFR004513	MJ 3/4 - MS 3/4
A502530-08-10	MJ 3/4 - MS 7/8
A502530-08-12	MJ 3/4 - MS 1"1/16
A502530-10-08	MJ 7/8 - MS 3/4
A502530-10-10	MJ 7/8 - MS 7/8
A502530-10-12	MJ 7/8 - MS 1"1/16
A502530-12-08	MJ 1"1/16 - MS 3/4
A502530-12-10	MJ 1"1/16 - MS 7/8
ZFR004521	MJ 1"1/16 - MS 1"1/16
A502530-12-16	MJ 1"1/16 - MS 1"5/16
A502530-16-12	MJ 1"5/16 - MS 1"1/16
A502530-16-16	MJ 1"5/16 - MS 1"5/16
A502530-16-20	MJ 1"5/16 - MS 1"5/8
A502530-20-20	MJ 1"5/8 - MS 1"5/8
ZFR004527	MJ 1"5/8 - MS 1"7/8
A502530-24-24	MJ 1"7/8 - MS 1"7/8

ADAPTEURS JIC - JIC ADAPTORS

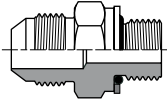


Référence

MALE JIC - MALE ISO

JIC male - ISO male

MJ - MI

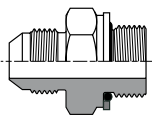


A502519-04-10	MJ 7/16 - MI 10X100
A502519-04-12	MJ 7/16 - MI 12X150
ZFR017791	MJ 7/16 - MI 18X150
A502519-05-10	MJ 1/2 - MI 10X100
A502519-05-12	MJ 1/2 - MI 12X150
A502519-05-14	MJ 1/2 - MI 14X150
A502519-05-18	MJ 1/2 - MI 18X150 JE
A502519-06-12	MJ 9/16 - MI 12X150
A502519-06-14	MJ 9/16 - MI 14X150
A502519-06-16	MJ 9/16 - MI 16X150
A502519-06-18	MJ 9/16 - MI 18X150
A502519-06-22	MJ 9/16 - MI 22X150
A502519-08-16	MJ 3/4 - MI 16X150
A502519-08-18	MJ 3/4 - MI 18X150
A502519-10-18	MJ 7/8 - MI 18X150
A502519-10-22	MJ 7/8 - MI 22X150
A502519-12-22	MJ 1"1/16 - MI 22X150
A502519-12-27	MJ 1"1/16 - MI 27X200
ZFR018496	MJ 1"5/16 - MI 27X200
A502519-16-33	MJ 1"5/16 - MI 33X200
ZFR018498	MJ 1"5/8 - MI 42X200
ZFR018499	MJ 1"7/8 - MI 48X200

MALE JIC - MALE GAZ CYLINDRIQUE (WHITWORTH)

JIC male - BSP parallel male O'ring (whitworth)

MJ - MG CYL



ZFR018500	MJ 7/16 - MG 1/8 CYL
ZFR018501	MJ 7/16 - MG 1/4 CYL
A502503-04-06	MJ 7/16 - MG 3/8 CYL
A502503-04-08	MJ 7/16 - MG 1/2 CYL
A502503-05-02	MJ 1/2 - MG 1/8 CYL
ZFR018505	MJ 1/2 - MG 1/4 CYL
A502503-05-06	MJ 1/2 - MG 3/8 CYL
ZFR018507	MJ 9/16 - MG 1/4 CYL
ZFR018508	MJ 9/16 - MG 3/8 CYL
A502503-06-08	MJ 9/16 - MG 1/2 CYL
A502503-08-04	MJ 3/4 - MG 1/4 CYL
ZFR018511	MJ 3/4 - MG 3/8 CYL
A502503-08-08	MJ 3/4 - MG 1/2 CYL
A502503-08-12	MJ 3/4 - MG 3/4 CYL
A502503-10-06	MJ 7/8 - MG 3/8 CYL
A502503-10-08	MJ 7/8 - MG 1/2 CYL
A502503-10-12	MJ 7/8 - MG 3/4 CYL
A502503-12-08	MJ 1"1/16 - MG 1/2 CYL
A502503-12-12	MJ 1"1/16 - MG 3/4 CYL
A502503-12-16	MJ 1"1/16 - MG 1" CYL
A502503-14-12	MJ 1"3/16 - MG 3/4 CYL



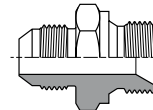
Référence

A502503-16-12	MJ 1"5/16 - MG 3/4 CYL
A502503-16-16	MJ 1"5/16 - MG 1" CYL
A502503-16-20	MJ 1"5/16 - MG 1"1/4 CYL
A502503-20-16	MJ 1"5/8 - MG 1" CYL
A502503-20-20	MJ 1"5/8 - MG 1"1/4 CYL
A502503-24-20	MJ 1"7/8 - MG 1"1/4 CYL
A502503-24-24	MJ 1"7/8 - MG 1"1/2 CYL

MALE JIC - MALE BSPCT (WHITWORTH)

JIC male - BSP parallel male (whitworth)

MJ - MBSPCT

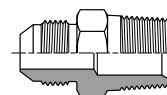


ZFR018690	MJ 7/16 - MBSPCT 1/8
A502505-04-04	MJ 7/16 - MBSPCT 1/4
ZFR018692	MJ 7/16 - MBSPCT 3/8
ZFR018695	MJ 1/2 - MBSPCT 1/4
ZFR018696	MJ 1/2 - MBSPCT 3/8
A502505-06-04	MJ 9/16 - MBSPCT 1/4
ZFR018698	MJ 9/16 - MBSPCT 3/8
ZFR018699	MJ 9/16 - MBSPCT 1/2
ZFR018700	MJ 3/4 - MBSPCT 1/4
A502505-08-06	MJ 3/4 - MBSPCT 3/8
ZFR018702	MJ 3/4 - MBSPCT 1/2
ZFR018703	MJ 3/4 - MBSPCT 3/4
ZFR018704	MJ 7/8 - MBSPCT 3/8
A502505-10-08	MJ 7/8 - MBSPCT 1/2
A502505-10-12	MJ 7/8 - MBSPCT 3/4
ZFR018391	MJ 1"1/16 - MBSPCT 1/2
A502505-12-12	MJ 1"1/16 - MBSPCT 3/4
ZFR018708	MJ 1"1/16 - MBSPCT 1"
ZFR018709	MJ 1"3/16 - MBSPCT 3/4
ZFR018710	MJ 1"5/16 - MBSPCT 3/4
ZFR018392	MJ 1"5/16 - MBSPCT 1"
ZFR018711	MJ 1"5/16 - MBSPCT 1"1/4
ZFR018712	MJ 1"5/8 - MBSPCT 1"
ZFR018713	MJ 1"5/8 - MBSPCT 1"1/4
ZFR018714	MJ 1"7/8 - MBSPCT 1"1/4
ZFR018715	MJ 1"7/8 - MBSPCT 1"1/2

MALE JIC - MALE BRIGGS (NPT)

JIC male - NPT male

MJ - MB



A502528-04-02	MJ 7/16 - MB 1/8
A502528-04-04	MJ 7/16 - MB 1/4
ZFR008312	MJ 7/16 - MB 3/8
ZFR008308	MJ 1/2 - MB 1/8
A502528-05-04	MJ 1/2 - MB 1/4
ZFR008313	MJ 1/2 - MB 3/8
ZFR018547	MJ 9/16 - MB 1/8
A502528-06-04	MJ 9/16 - MB 1/4
ZFR008314	MJ 9/16 - MB 3/8
A502528-06-08	MJ 9/16 - MB 1/2
ZFR018548	MJ 3/4 - MB 1/4

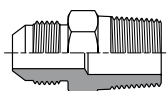


Référence

A502528-08-06	MJ 3/4 - MB 3/8
A502528-08-08	MJ 3/4 - MB 1/2
ZFR018549	MJ 3/4 - MB 3/4
ZFR008316	MJ 7/8 - MB 3/8
A502528-10-08	MJ 7/8 - MB 1/2
A502528-10-12	MJ 7/8 - MB 3/4
A502528-12-08	MJ 1"1/16 - MB 1/2
A502528-12-12	MJ 1"1/16 - MB 3/4
ZFR008322	MJ 1"1/16 - MB 1"
ZFR018551	MJ 1"5/16 - MB 3/4
A502528-16-16	MJ 1"5/16 - MB 1"
ZFR008325	MJ 1"5/8 - MB 1"
ZFR008326	MJ 1"5/8 - MB 1"1/4
ZFR008327	MJ 1"7/8 - MB 1"1/4
A502528-24-24	MJ 1"7/8 - MB 1"1/2
ZFR008329	MJ 2"1/2 - MB 2"

MALE JIC - MALE GAZ CONIQUE
(WHITWORTH)*JIC male - BSP tapered male (whitworth)*

MJ - MC



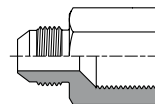
A502507-04-02	MJ 7/16 - MC 1/8
A502507-04-04	MJ 7/16 - MC 1/4
A502507-04-06	MJ 7/16 - MC 3/8
A502507-05-02	MJ 1/2 - MC 1/8
A502507-05-04	MJ 1/2 - MC 1/4
A502507-05-06	MJ 1/2 - MC 3/8
A502507-05-08	MJ 1/2 - MC 1/2
A502507-06-02	MJ 9/16 - MC 1/8
A502507-06-04	MJ 9/16 - MC 1/4
A502507-06-06	MJ 9/16 - MC 3/8
A502507-06-08	MJ 9/16 - MC 1/2
A502507-08-04	MJ 3/4 - MC 1/4
A502507-08-06	MJ 3/4 - MC 3/8
A502507-08-08	MJ 3/4 - MC 1/2
A502507-08-12	MJ 3/4 - MC 3/4
A502507-10-06	MJ 7/8 - MC 3/8
A502507-10-08	MJ 7/8 - MC 1/2
A502507-10-12	MJ 7/8 - MC 3/4
A502507-12-08	MJ 1"1/16 - MC 1/2
A502507-12-12	MJ 1"1/16 - MC 3/4
A502507-12-16	MJ 1"1/16 - MC 1"
ZFR018552	MJ 1"3/16 - MC 3/4
A502507-16-12	MJ 1"5/16 - MC 3/4
A502507-16-16	MJ 1"5/16 - MC 1"
A502507-16-20	MJ 1"5/16 - MC 1"1/4
A502507-20-16	MJ 1"5/8 - MC 1"
A502507-20-20	MJ 1"5/8 - MC 1"1/4
ZFR004503	MJ 1"7/8 - MC 1"1/4
A502507-24-24	MJ 1"7/8 - MC 1"1/2
A502507-32-32	MJ 2"1/2 - MC 2"



Référence

MALE JIC - FEMELLE GAZ CYLINDRIQUE
(WHITWORTH)*JIC male - BSP parallel female (whitworth)*

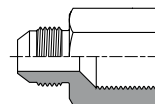
MJ - FG



ZFR004530	MJ 7/16 - FG 1/8
ZFR004531	MJ 7/16 - FG 1/4
ZFR004532	MJ 1/2 - FG 1/8
A522504-05-04	MJ 1/2 - FG 1/4
A522504-06-04	MJ 9/16 - FG 1/4
ZFR004535	MJ 9/16 - FG 3/8
ZFR018571	MJ 9/16 - FG 1/2
ZFR018572	MJ 3/4 - FG 1/4***
A522504-08-06	MJ 3/4 - FG 3/8
ZFR004537	MJ 3/4 - FG 1/2
ZFR004538	MJ 7/8 - FG 1/2
A522504-12-08	MJ 1"1/16 - FG 1/2
A522504-12-12	MJ 1"1/16 - FG 3/4
ZFR004541	MJ 1"5/16 - FG 1"
ZFR018574	MJ 1"5/8 - FG 1"
ZFR004542	MJ 1"5/8 - FG 1"1/4
ZFR004543	MJ 1"7/8 - FG 1"1/2

MALE JIC - FEMELLE GAZ
POUR MANOMETRE (WHITWORTH)*JIC male - pressure gauge connector BSP parallel female (whitworth)*

MJ - FG MANO

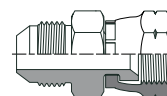


ZFR018716	MJ 7/16 - FG 1/4 MANO
ZFR018717	MJ 7/16 - FG 1/2 MANO
ZFR018718	MJ 1/2 - FG 1/4 MANO
ZFR018719	MJ 1/2 - FG 1/2 MANO
ZFR018720	MJ 9/16 - FG 1/4 MANO
ZFR018721	MJ 9/16 - FG 1/2 MANO
ZFR018722	MJ 3/4 - FG 1/4 MANO
ZFR018723	MJ 3/4 - FG 1/2 MANO

MALE JIC - FEMELLE JIC

JIC male - JIC female

MJ - FJ



A522525-04-06	MJ 7/16 - FJ 9/16
ZFR004660	MJ 7/16 - FJ 3/4
ZFR004663	MJ 7/16 - FJ 7/8
ZFR008435	MJ 7/16 - FJ 1"1/16
ZFR017805	MJ 1/2 - FJ 1/2
A522525-05-06	MJ 1/2 - FJ 9/16

ADAPTEURS JIC - JIC ADAPTORS



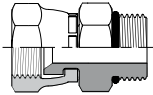
Référence

A522525-05-08	MJ 1/2 - FJ 3/4
A522525-06-06	MJ 9/16 - FJ 9/16
A522525-06-08	MJ 9/16 - FJ 3/4
A522525-06-10	MJ 9/16 - FJ 7/8
A522525-06-12	MJ 9/16 - FJ 1"1/16
A522525-08-08	MJ 3/4 - FJ 3/4
A522525-08-10	MJ 3/4 - FJ 7/8
A522525-08-12	MJ 3/4 - FJ 1"1/16
A522525-10-08	MJ 7/8 - FJ 3/4
A522525-10-10	MJ 7/8 - FJ 7/8
A522525-10-12	MJ 7/8 - FJ 1"1/16
A522525-12-12	MJ 1"1/16 - FJ 1"1/16
A522525-12-16	MJ 1"1/16 - FJ 1"5/16
A522525-12-20	MJ 1"1/16 - FJ 1"5/8
A522525-16-20	MJ 1"5/16 - FJ 1"5/8
A522525-20-24	MJ 1"5/8 - FJ 1"7/8

FEMELLE JIC - MALE SAE

JIC female - SAE male

FJ - MS

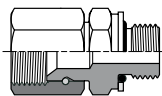


A523025-04-04	FJ 7/16 - MS 7/16
ZFR018584	FJ 1/2 - MS 1/2
A523025-06-06	FJ 9/16 - MS 9/16
A523025-08-08	FJ 3/4 - MS 3/4
A523025-10-10	FJ 7/8 - MS 7/8
A523025-12-12	FJ 1"1/16 - MS 1"1/16
ZFR018599	FJ 1"5/16 - MS 1"5/16
ZFR018601	FJ 1"5/8 - MS 1"5/8
ZFR151427	FJ 1"7/8 - MS 1"7/8***

FEMELLE JIC - MALE ISO

JIC female - ISO male

FJ - MI



ZFR018603	FJ 7/16 - MI 10X100
ZFR018606	FJ 1/2 - MI 12X150
ZFR018607	FJ 1/2 - MI 14X150
ZFR018608	FJ 9/16 - MI 14X150
ZFR018610	FJ 3/4 - MI 16X150
ZFR018612	FJ 7/8 - MI 18X150
ZFR018613	FJ 7/8 - MI 22X150
ZFR018615	FJ 1"1/16 - MI 27X200

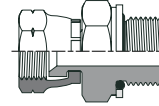


Référence

FEMELLE JIC - MALE GAZ CYLINDRIQUE (WHITWORTH)

JIC female - BSP parallel male (whitworth)

FJ - MG CYL

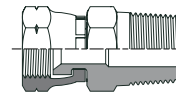


A520325-02-04	FJ 7/16 - MG 1/8 CYL
A520325-04-04	FJ 7/16 - MG 1/4 CYL
A520325-04-05	FJ 1/2 - MG 1/4 CYL
A520325-06-05	FJ 1/2 - MG 3/8 CYL
A520325-04-06	FJ 9/16 - MG 1/4 CYL
A520325-06-06	FJ 9/16 - MG 3/8 CYL
A520325-08-06	FJ 9/16 - MG 1/2 CYL
A520325-04-08	FJ 3/4 - MG 1/4 CYL
A520325-06-08	FJ 3/4 - MG 3/8 CYL
A520325-08-08	FJ 3/4 - MG 1/2 CYL
ZFR018633	FJ 3/4 - MG 3/4 CYL
A520325-06-10	FJ 7/8 - MG 3/8 CYL
A520325-08-10	FJ 7/8 - MG 1/2 CYL
A520325-12-10	FJ 7/8 - MG 3/4 CYL
A520325-08-12	FJ 1"1/16 - MG 1/2 CYL
A520325-12-12	FJ 1"1/16 - MG 3/4 CYL
A520325-16-12	FJ 1"1/16 - MG 1" CYL
A520325-12-16	FJ 1"5/16 - MG 3/4 CYL
A520325-16-16	FJ 1"5/16 - MG 1" CYL
A520325-16-20	FJ 1"5/8 - MG 1" CYL
A520325-20-20	FJ 1"5/8 - MG 1"1/4 CYL
A520325-24-24	FJ 1"7/8 - MG 1"1/2 CYL

FEMELLE JIC - MALE GAZ CONIQUE (WHITWORTH)

JIC female - BSP tapered male (whitworth)

FJ - MC



A520725-02-04	FJ 7/16 - MC 1/8
A520725-04-04	FJ 7/16 - MC 1/4
ZFR004677	FJ 1/2 - MC 1/8
A520725-04-05	FJ 1/2 - MC 1/4
A520725-04-06	FJ 9/16 - MC 1/4
A520725-06-06	FJ 9/16 - MC 3/8
A520725-08-06	FJ 9/16 - MC 1/2
A520725-04-08	FJ 3/4 - MC 1/4
A520725-06-08	FJ 3/4 - MC 3/8
A520725-08-08	FJ 3/4 - MC 1/2
A520725-06-10	FJ 7/8 - MC 3/8
A520725-08-10	FJ 7/8 - MC 1/2
A520725-12-10	FJ 7/8 - MC 3/4
A520725-08-12	FJ 1"1/16 - MC 1/2
A520725-12-12	FJ 1"1/16 - MC 3/4
ZFR018580	FJ 1"1/16 - MC 1"***
ZFR004687	FJ 1"5/16 - MC 3/4
A520725-16-16	FJ 1"5/16 - MC 1"
ZFR004690	FJ 1"5/8 - MC 1"1/4

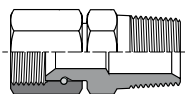


Référence

FEMELLE JIC - MALE BRIGGS (NPT)

JIC female - NPT male

FJ - MB

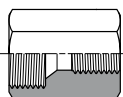


ZFR018667	FJ 7/16 - MB 1/8
ZFR018668	FJ 7/16 - MB 1/4
ZFR018670	FJ 1/2 - MB 1/4
ZFR018672	FJ 9/16 - MB 1/4
ZFR018673	FJ 9/16 - MB 3/8
ZFR018674	FJ 9/16 - MB 1/2
ZFR018676	FJ 3/4 - MB 3/8
ZFR018677	FJ 3/4 - MB 1/2
ZFR018679	FJ 7/8 - MB 3/8
ZFR018680	FJ 7/8 - MB 1/2
ZFR018682	FJ 1"1/16 - MB 1/2***
ZFR018683	FJ 1"1/16 - MB 3/4
ZFR018685	FJ 1"5/16 - MB 3/4
ZFR018686	FJ 1"5/16 - MB 1"
A522825-20-20	FJ 1"5/8 - MB 1"1/4

FEMELLE JIC - FEMELLE GAZ
POUR MANOMETRE (WHITWORTH)

JIC female - pressure gauge connector BSP
parallel female (whitworth)

FJ - FG MANO

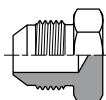


ZFR018724	FJ 7/16 - FG 1/4 MANO
ZFR018725	FJ 1/2 - FG 1/4 MANO
ZFR018726	FJ 9/16 - FG 1/4 MANO
ZFR018727	FJ 3/4 - FG 1/4 MANO
ZFR018728	FJ 7/8 - FG 1/4 MANO
ZFR018729	FJ 1"1/16 - FG 1/4 MANO
ZFR018731	FJ 1"5/16 - FG 1/4 MANO
ZFR018732	FJ 1"5/8 - FG 1/4 MANO
ZFR018733	FJ 1"7/8 - FG 1/4 MANO

BOUCHON MALE JIC

JIC male plug

BMJ



ZFR004693	BMJ 7/16
ZFR004694	BMJ 1/2
ZFR004695	BMJ 9/16
ZFR004696	BMJ 3/4
A402500-10	BMJ 7/8
A402500-12	BMJ 1"1/16
A402500-14	BMJ 1"3/16
A402500-16	BMJ 1"5/16
A402500-20	BMJ 1"5/8
A402500-24	BMJ 1"7/8

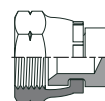


Référence

BOUCHON FEMELLE JIC

JIC female plug

BFJ

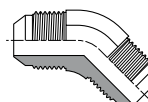


ZFR004702	BFJ 7/16
ZFR004703	BFJ 1/2
ZFR004704	BFJ 9/16
ZFR004705	BFJ 3/4
ZFR004706	BFJ 7/8
ZFR004707	BFJ 1"1/16
A412500-14	BFJ 1"3/16
A412500-16	BFJ 1"5/16
A412500-20	BFJ 1"5/8
A412500-24	BFJ 1"7/8

MALE JIC - MALE JIC À 45°

45° elbow JIC male - JIC male

MJ - MJ 45°

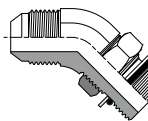


ZFR008896	MJ 7/16 - MJ 7/16 45°
ZFR008897	MJ 1/2 - MJ 1/2 45°
ZFR008898	MJ 9/16 - MJ 9/16 45°
ZFR008899	MJ 3/4 - MJ 3/4 45°
ZFR008900	MJ 7/8 - MJ 7/8 45°

MALE JIC - MALE SAE À 45°

45° elbow JIC male - SAE male

MJ - MS 45°



A532531-04-04	MJ 7/16 - MS 7/16 45°
ZFR018746	MJ 7/16 - MS 1/2 45°***
ZFR004612	MJ 1/2 - MS 1/2 45°
A532531-06-06	MJ 9/16 - MS 9/16 45°
A532531-08-08	MJ 3/4 - MS 3/4 45°
ZFR004615	MJ 3/4 - MS 7/8 45°
ZFR012521	MJ 7/8 - MS 3/4 45°
A532531-10-10	MJ 7/8 - MS 7/8 45°
ZFR012405	MJ 7/8 - MS 1"1/16 45°***
ZFR004617	MJ 1"1/16 - MS 7/8 45°
A532531-12-12	MJ 1"1/16 - MS 1"1/16 45°
ZFR089601	MJ 1"5/16 - MS 1"1/16 45°
ZFR004619	MJ 1"5/16 - MS 1"5/16 45°
ZFR004620	MJ 1"5/8 - MS 1"5/8 45°

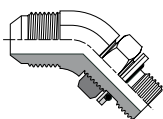
ADAPTEURS JIC - JIC ADAPTORS



Référence

MALE JIC - MALE ISO À 45°
45° elbow JIC male - ISO male

MJ - MI 45°

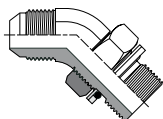


ZFR018760	MJ 1/2 - MI 12X150 45°***
ZFR018763	MJ 9/16 - MI 16X150 45°
ZFR018765	MJ 3/4 - MI 18X150 45°***
ZFR018767	MJ 7/8 - MI 22X150 45°
ZFR018768	MJ 1"1/16 - MI 22X150 45°
ZFR018769	MJ 1"1/16 - MI 27X200 45°
ZFR018771	MJ 1"5/16 - MI 33X200 45°

MALE JIC - MALE GAZ CYLINDRIQUE
(WHITWORTH) À 45°

45° elbow JIC male - BSP parallel male
(whitworth)

MJ - MG CYL 45°

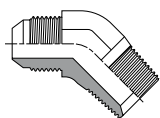


ZFR018774	MJ 7/16 - MG 1/8 CYL 45°
ZFR018775	MJ 7/16 - MG 1/4 CYL 45°
ZFR018779	MJ 1/2 - MG 1/4 CYL 45°
A532509-06-04	MJ 9/16 - MG 1/4 CYL 45°
A532509-06-06	MJ 9/16 - MG 3/8 CYL 45°
A532509-08-06	MJ 3/4 - MG 3/8 CYL 45°
A532509-08-08	MJ 3/4 - MG 1/2 CYL 45°
A532509-10-08	MJ 7/8 - MG 1/2 CYL 45°
ZFR018791	MJ 1"1/16 - MG 1/2 CYL 45°
A532509-12-12	MJ 1"1/16 - MG 3/4 CYL 45°
A532509-16-16	MJ 1"5/16 - MG 1" CYL 45°
ZFR018801	MJ 1"7/8 - MG 1"1/2 CYL 45°

MALE JIC - MALE BRIGGS (NPT) À 45°

45° elbow JIC male - NPT male

MJ - MB 45°



ZFR018821	MJ 7/16 - MB 1/8 45°
ZFR018822	MJ 7/16 - MB 1/4 45°
ZFR018824	MJ 1/2 - MB 1/4 45°
ZFR018825	MJ 9/16 - MB 1/8 45°
ZFR018826	MJ 9/16 - MB 1/4 45°
ZFR018827	MJ 9/16 - MB 3/8 45°
ZFR018828	MJ 9/16 - MB 1/2 45°
ZFR018829	MJ 3/4 - MB 1/4 45°
ZFR018830	MJ 3/4 - MB 3/8 45°
ZFR018831	MJ 3/4 - MB 1/2 45°
ZFR018832	MJ 3/4 - MB 3/4 45°



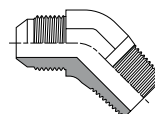
Référence

ZFR018833	MJ 7/8 - MB 3/8 45°
ZFR018834	MJ 7/8 - MB 1/2 45°
ZFR018836	MJ 1"1/16 - MB 1/2 45°
ZFR018837	MJ 1"1/16 - MB 3/4 45°
ZFR018839	MJ 1"5/16 - MB 3/4 45°
ZFR018840	MJ 1"5/16 - MB 1" 45°
ZFR018842	MJ 1"5/8 - MB 1"1/4 45°

MALE JIC - MALE GAZ CONIQUE
(WHITWORTH) À 45°

45° elbow JIC male - BSP tapered male
(whitworth)

MJ - MC 45°

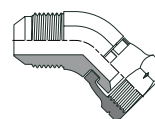


A532507-04-02	MJ 7/16 - MC 1/8 45°
ZFR004577	MJ 7/16 - MC 1/4 45°
ZFR004578	MJ 1/2 - MC 1/8 45°
A532507-05-04	MJ 1/2 - MC 1/4 45°
A532507-06-04	MJ 9/16 - MC 1/4 45°
A532507-06-06	MJ 9/16 - MC 3/8 45°
ZFR004584	MJ 9/16 - MC 1/2 45°
A532507-08-06	MJ 3/4 - MC 3/8 45°
A532507-08-08	MJ 3/4 - MC 1/2 45°
A532507-10-08	MJ 7/8 - MC 1/2 45°
A532507-12-08	MJ 1"1/16 - MC 1/2 45°
A532507-12-12	MJ 1"1/16 - MC 3/4 45°
ZFR004596	MJ 1"5/16 - MC 1" 45°
ZFR004597	MJ 1"5/8 - MC 1"1/4 45°
ZFR004598	MJ 1"7/8 - MC 1"1/2 45°

MALE JIC - FEMELLE JIC À 45°

45° elbow JIC male - JIC female

MJ - FJ 45°



A552525-04-04	MJ 7/16 - FJ 7/16 45°
A552525-05-05	MJ 1/2 - FJ 1/2 45°
A552525-06-06	MJ 9/16 - FJ 9/16 45°
A552525-08-08	MJ 3/4 - FJ 3/4 45°
A552525-10-10	MJ 7/8 - FJ 7/8 45°
A552525-12-12	MJ 1"1/16 - FJ 1"1/16 45°
A552525-16-16	MJ 1"5/16 - FJ 1"5/16 45°
A552525-20-20	MJ 1"5/8 - FJ 1"5/8 45°
A552525-24-24	MJ 1"7/8 - FJ 1"7/8 45°

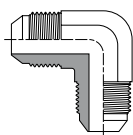


Référence

MALE JIC - MALE JIC À 90°

90° elbow JIC male - JIC male

MJ - MJ 90°

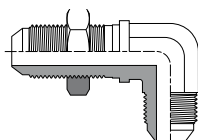


A562525-04-04	MJ 7/16 - MJ 7/16 90°
A562525-05-05	MJ 1/2 - MJ 1/2 90°
A562525-06-06	MJ 9/16 - MJ 9/16 90°
A562525-08-08	MJ 3/4 - MJ 3/4 90°
A562525-10-10	MJ 7/8 - MJ 7/8 90°
A562525-12-12	MJ 1"1/16 - MJ 1"1/16 90°
A562525-16-16	MJ 1"5/16 - MJ 1"5/16 90°
A562525-20-20	MJ 1"5/8 - MJ 1"5/8 90°
ZFR004552	MJ 1"7/8 - MJ 1"7/8 90°

MALE JIC - MALE JIC DE CLOISON À 90°

90° elbow bulkhead JIC male - JIC male

MJ - MJ CL 90°

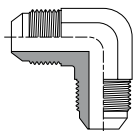


A562523-04-04	MJ 7/16 - MJ 7/16 CL 90°
ZFR019025	MJ 1/2 - MJ 1/2 CL 90°
A562523-06-06	MJ 9/16 - MJ 9/16 CL 90°
A562523-08-08	MJ 3/4 - MJ 3/4 CL 90°
A562523-10-10	MJ 7/8 - MJ 7/8 CL 90°
A562523-12-12	MJ 1"1/16 - MJ 1"1/16 CL 90°
ZFR019031	MJ 1"5/16 - MJ 1"5/16 CL 90°
ZFR019032	MJ 1"5/8 - MJ 1"5/8 CL 90°

MALE JIC - MALE SAE À 90°

90° elbow JIC male - SAE male

MJ - MS 90°



A562531-04-04	MJ 7/16 - MS 7/16 90°
ZFR018860	MJ 7/16 - MS 1/2 90°
A562531-04-06	MJ 7/16 - MS 9/16 90°
A562531-05-05	MJ 1/2 - MS 1/2 90°
A562531-06-06	MJ 9/16 - MS 9/16 90°
A562531-06-08	MJ 9/16 - MS 3/4 90°
A562531-08-08	MJ 3/4 - MS 3/4 90°
A562531-08-10	MJ 3/4 - MS 7/8 90°
ZFR025279	MJ 3/4 - MS 1"1/16 90°
A562531-10-08	MJ 7/8 - MS 3/4 90°
A562531-10-10	MJ 7/8 - MS 7/8 90°
ZFR018864	MJ 7/8 - MS 1"1/16 90°
A562531-12-10	MJ 1"1/16 - MS 7/8 90°



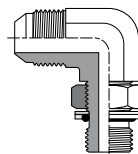
Référence

A562531-12-12	MJ 1"1/16 - MS 1"1/16 90°
A562531-12-16	MJ 1"1/16 - MS 1"5/16 90°
ZFR004607	MJ 1"5/16 - MS 1"1/16 90°
A562531-16-16	MJ 1"5/16 - MS 1"5/16 90°
A562531-20-20	MJ 1"5/8 - MS 1"5/8 90°
ZFR004610	MJ 1"7/8 - MS 1"7/8 90°

MALE JIC - MALE ISO À 90°

90° elbow JIC male - ISO male

MJ - MI 90°

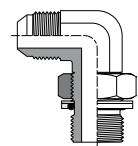


A562519-04-10	MJ 7/16 - MI 10X100 90°
ZFR018871	MJ 7/16 - MI 12X150 90°
A562519-05-10	MJ 1/2 - MI 10X100 90°
A562519-05-12	MJ 1/2 - MI 12X150 90°
A562519-05-14	MJ 1/2 - MI 14X150 90°
A562519-06-14	MJ 9/16 - MI 14X150 90°
ZFR018876	MJ 9/16 - MI 16X150 90°
A562519-08-16	MJ 3/4 - MI 16X150 90°
A562519-08-18	MJ 3/4 - MI 18X150 90°
A562519-10-18	MJ 7/8 - MI 18X150 90°
A562519-10-22	MJ 7/8 - MI 22X150 90°
A562519-12-22	MJ 1"1/16 - MI 22X150 90°
ZFR018882	MJ 1"1/16 - MI 27X200 90°
ZFR018883	MJ 1"5/16 - MI 27X200 90°
ZFR018884	MJ 1"5/16 - MI 33X200 90°
ZFR018886	MJ 1"7/8 - MI 48X200 90°

MALE JIC - MALE GAZ CYLINDRIQUE (WHITWORTH) À 90°

90° elbow JIC male - BSP parallel male (whitworth)

MJ - MG CYL 90°



A562509-04-02	MJ 7/16 - MG 1/8 CYL 90°
A562509-04-04	MJ 7/16 - MG 1/4 CYL 90°
A562509-04-06	MJ 7/16 - MG 3/8 CYL 90°
A562509-05-02	MJ 1/2 - MG 1/8 CYL 90°
A562509-05-04	MJ 1/2 - MG 1/4 CYL 90°
A562509-05-06	MJ 1/2 - MG 3/8 CYL 90°
A562509-06-04	MJ 9/16 - MG 1/4 CYL 90°
A562509-06-06	MJ 9/16 - MG 3/8 CYL 90°
A562509-06-08	MJ 9/16 - MG 1/2 CYL 90°
A562509-08-04	MJ 3/4 - MG 1/4 CYL 90°
A562509-08-06	MJ 3/4 - MG 3/8 CYL 90°
A562509-08-08	MJ 3/4 - MG 1/2 CYL 90°
A562509-08-12	MJ 3/4 - MG 3/4 CYL 90°
A562509-10-06	MJ 7/8 - MG 3/8 CYL 90°
A562509-10-08	MJ 7/8 - MG 1/2 CYL 90°

ADAPTEURS JIC - JIC ADAPTORS



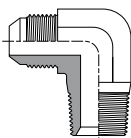
Référence

A562509-10-12	MJ 7/8 - MG 3/4 CYL 90°
A562509-12-08	MJ 1"1/16 - MG 1/2 CYL 90°
A562509-12-12	MJ 1"1/16 - MG 3/4 CYL 90°
A562509-12-16	MJ 1"1/16 - MG 1" CYL 90°
A562509-16-12	MJ 1"5/16 - MG 3/4 CYL 90°
A562509-16-16	MJ 1"5/16 - MG 1" CYL 90°
A562509-16-20	MJ 1"5/16 - MG 1"1/4 CYL 90°
A562509-20-16	MJ 1"5/8 - MG 1" CYL 90°
A562509-20-20	MJ 1"5/8 - MG 1"1/4 CYL 90°
A562509-24-20	MJ 1"7/8 - MG 1"1/4 CYL 90°
A562509-24-24	MJ 1"7/8 - MG 1"1/2 CYL 90°

MALE JIC - MALE BRIGGS (NPT) À 90°

90° elbow JIC male - NPT male

MJ - MB 90°

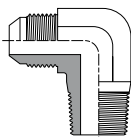


ZFR018962	MJ 7/16 - MB 1/8 90°
A562535-04-04	MJ 7/16 - MB 1/4 90°
ZFR018964	MJ 1/2 - MB 1/8 90°
A562528-05-04	MJ 1/2 - MB 1/4 90°
ZFR018966	MJ 9/16 - MB 1/8 90°
A562528-06-04	MJ 9/16 - MB 1/4 90°
A562535-06-06	MJ 9/16 - MB 3/8 90°
ZFR018969	MJ 9/16 - MB 1/2 90°
ZFR018970	MJ 3/4 - MB 1/4 90°
A562528-08-06	MJ 3/4 - MB 3/8 90°
A562528-08-08	MJ 3/4 - MB 1/2 90°
ZFR018973	MJ 3/4 - MB 3/4 90°
ZFR018974	MJ 7/8 - MB 3/8 90°
A562528-10-08	MJ 7/8 - MB 1/2 90°
ZFR018976	MJ 7/8 - MB 3/4 90°****
ZFR018977	MJ 1"1/16 - MB 1/2 90°
A562528-12-12	MJ 1"1/16 - MB 3/4 90°
ZFR018980	MJ 1"5/16 - MB 3/4 90°
ZFR018981	MJ 1"5/16 - MB 1" 90°
ZFR018982	MJ 1"5/8 - MB 1" 90°
ZFR018983	MJ 1"5/8 - MB 1"1/4 90°
ZFR018984	MJ 1"7/8 - MB 1"1/2 90°****

MALE JIC - MALE GAZ CONIQUE (WHITWORTH) À 90°

90° elbow JIC male - BSP tapered male (whitworth)

MJ - MC 90°



A562507-04-02	MJ 7/16 - MC 1/8 90°
A562507-04-04	MJ 7/16 - MC 1/4 90°
A562507-04-06	MJ 7/16 - MC 3/8 90°
A562507-05-02	MJ 1/2 - MC 1/8 90°
A562507-05-04	MJ 1/2 - MC 1/4 90°
A562507-05-06	MJ 1/2 - MC 3/8 90°
A562507-06-04	MJ 9/16 - MC 1/4 90°
A562507-06-06	MJ 9/16 - MC 3/8 90°
A562507-06-08	MJ 9/16 - MC 1/2 90°



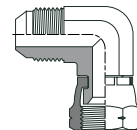
Référence

A562507-08-04	MJ 3/4 - MC 1/4 90°
A562507-08-06	MJ 3/4 - MC 3/8 90°
A562507-08-08	MJ 3/4 - MC 1/2 90°
A562507-08-12	MJ 3/4 - MC 3/4 90°
A562507-10-06	MJ 7/8 - MC 3/8 90°
A562507-10-08	MJ 7/8 - MC 1/2 90°
A562507-10-12	MJ 7/8 - MC 3/4 90°
A562507-12-08	MJ 1"1/16 - MC 1/2 90°
A562507-12-12	MJ 1"1/16 - MC 3/4 90°
A562507-12-16	MJ 1"1/16 - MC 1" 90°
A562507-16-12	MJ 1"5/16 - MC 3/4 90°
A562507-16-16	MJ 1"5/16 - MC 1" 90°
ZFR007290	MJ 1"5/8 - MC 1" 90°
A562507-20-20	MJ 1"5/8 - MC 1"1/4 90°
ZFR004575	MJ 1"7/8 - MC 1"1/2 90°

MALE JIC - FEMELLE JIC À 90°

90° elbow JIC male - JIC female

MJ - FJ 90°

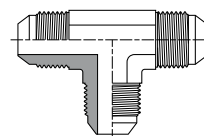


A582525-04-04	MJ 7/16 - FJ 7/16 90°
A582525-05-05	MJ 1/2 - FJ 1/2 90°
A582525-06-06	MJ 9/16 - FJ 9/16 90°
A582525-08-08	MJ 3/4 - FJ 3/4 90°
A582525-10-10	MJ 7/8 - FJ 7/8 90°
A582525-12-12	MJ 1"1/16 - FJ 1"1/16 90°
A582525-16-16	MJ 1"5/16 - FJ 1"5/16 90°
A582525-20-20	MJ 1"5/8 - FJ 1"5/8 90°
A582525-24-24	MJ 1"7/8 - FJ 1"7/8 90°

TE MALE JIC

Tee piece JIC male

TMJ



A702525-04-04	TMJ 7/16
A702525-05-05	TMJ 1/2
A702525-06-06	TMJ 9/16
A702525-08-08	TMJ 3/4
A702525-10-10	TMJ 7/8
A702525-12-12	TMJ 1"1/16
A702525-16-16	TMJ 1"5/16
A702525-20-20	TMJ 1"5/8
ZFR004648	TMJ 1"7/8

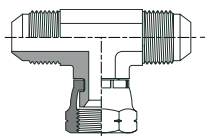


Référence

TE MALE JIC - FEMELLE JIC

Tee piece JIC male - JIC female

TMJ - FJ

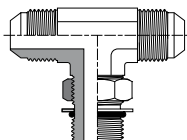


A712525-04-04	TMJ 7/16 - FJ 7/16
A712525-05-05	TMJ 1/2 - FJ 1/2
A712525-06-06	TMJ 9/16 - FJ 9/16
A712525-08-08	TMJ 3/4 - FJ 3/4
A712525-10-10	TMJ 7/8 - FJ 7/8
A712525-12-12	TMJ 1"1/16 - FJ 1"1/16
A712525-16-16	TMJ 1"5/16 - FJ 1"5/16
A712525-20-20	TMJ 1"5/8 - FJ 1"5/8
ZFR019043	TMJ 1"7/8 - FJ 1"7/8

TE MALE JIC - MALE SAE

Tee piece JIC male - SAE male

TMJ - MS

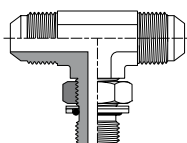


ZFR019044	TMJ 7/16 - MS 7/16
ZFR019047	TMJ 1/2 - MS 1/2
A782531-06-06	TMJ 9/16 - MS 9/16
ZFR019050	TMJ 3/4 - MS 3/4
ZFR019054	TMJ 7/8 - MS 7/8
ZFR019058	TMJ 1"1/16 - MS 1"1/16
ZFR019063	TMJ 1"5/16 - MS 1"5/16

TE MALE JIC - MALE ISO

Tee piece JIC male - ISO male

TMJ - MI



ZFR165498	TMJ 1/2 - MI 12X150***
ZFR019075	TMJ 3/4 - MI 18X150
ZFR019076	TMJ 7/8 - MI 18X150
ZFR019077	TMJ 7/8 - MI 22X150

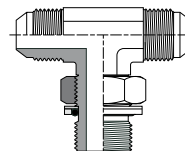


Référence

TE MALE JIC - MALE GAZ CYLINDRIQUE (WHITWORTH)

Tee piece JIC male - BSP parallel male (whitworth)

TMJ - MG CYL

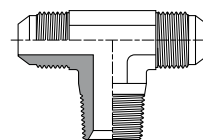


A782509-04-04	TMJ 7/16 - MG 1/4 CYL
ZFR019089	TMJ 1/2 - MG 1/4 CYL
ZFR019090	TMJ 1/2 - MG 3/8 CYL
A782509-06-04	TMJ 9/16 - MG 1/4 CYL
A782509-06-06	TMJ 9/16 - MG 3/8 CYL
ZFR019094	TMJ 3/4 - MG 1/4 CYL
A782509-08-06	TMJ 3/4 - MG 3/8 CYL
A782509-08-08	TMJ 3/4 - MG 1/2 CYL
ZFR019098	TMJ 7/8 - MG 3/8 CYL
A782509-10-08	TMJ 7/8 - MG 1/2 CYL
ZFR019100	TMJ 7/8 - MG 3/4 CYL
ZFR019101	TMJ 1"1/16 - MG 1/2 CYL
A782509-12-12	TMJ 1"1/16 - MG 3/4 CYL
ZFR019103	TMJ 1"1/16 - MG 1" CYL
ZFR019105	TMJ 1"5/16 - MG 3/4 CYL
A782509-16-16	TMJ 1"5/16 - MG 1" CYL
ZFR019108	TMJ 1"5/8 - MG 1" CYL

TE MALE JIC - MALE BRIGGS (NPT)

Tee piece JIC male - NPT male

TMJ - MB

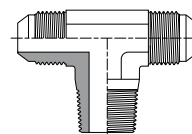


ZFR019131	TMJ 7/16 - MB 1/8
ZFR019132	TMJ 7/16 - MB 1/4
ZFR019133	TMJ 1/2 - MB 1/8
ZFR019134	TMJ 1/2 - MB 1/4
ZFR019136	TMJ 9/16 - MB 1/4
ZFR019140	TMJ 3/4 - MB 3/8
ZFR019141	TMJ 3/4 - MB 1/2***
ZFR019144	TMJ 7/8 - MB 1/2
ZFR019147	TMJ 1"1/16 - MB 3/4***
ZFR019150	TMJ 1"5/16 - MB 1"
ZFR019152	TMJ 1"5/8 - MB 1"1/4

TE MALE JIC - MALE GAZ CONIQUE (WHITWORTH)

Tee piece JIC male - BSP tapered male (whitworth)

TMJ - MC



ZFR019159	TMJ 9/16 - MC 3/8
-----------	-------------------

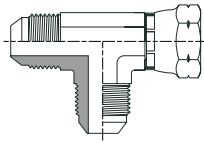
ADAPTEURS JIC - JIC ADAPTORS



Référence

TE MALE RENVERSE JIC - FEMELLE JIC
Run tee piece JIC male - JIC female

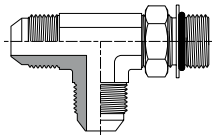
TMRJ - FJ



A722525-04-04	TMRJ 7/16 - FJ 7/16
A722525-05-05	TMRJ 1/2 - FJ 1/2
A722525-06-06	TMRJ 9/16 - FJ 9/16
A722525-08-08	TMRJ 3/4 - FJ 3/4
A722525-10-10	TMRJ 7/8 - FJ 7/8
A722525-12-12	TMRJ 1"1/16 - FJ 1"1/16
A722525-16-16	TMRJ 1"5/16 - FJ 1"5/16
A722525-20-20	TMRJ 1"5/8 - FJ 1"5/8
ZFR019299	TMRJ 1"7/8 - FJ 1"7/8

TE MALE RENVERSE JIC - MALE SAE
Run tee piece JIC male - SAE male

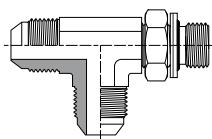
TMRJ - MS



ZFR019223	TMRJ 7/16 - MS 7/16
ZFR019226	TMRJ 1/2 - MS 1/2
A762531-06-06	TMRJ 9/16 - MS 9/16
ZFR019229	TMRJ 3/4 - MS 3/4
ZFR019233	TMRJ 7/8 - MS 7/8
ZFR019237	TMRJ 1"1/16 - MS 1"1/16
ZFR019241	TMRJ 1"5/16 - MS 1"5/16

TE MALE RENVERSE JIC - MALE ISO
Run tee piece JIC male - ISO male

TMRJ - MI



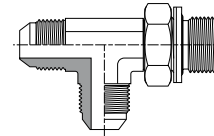
ZFR019275	TMRJ 1/2 - MI 12X150
ZFR019281	TMRJ 7/8 - MI 18X150
ZFR019282	TMRJ 7/8 - MI 22X150
ZFR019284	TMRJ 1"1/16 - MI 27X200
ZFR019288	TMRJ 1"7/8 - MI 48X200



Référence

TE MALE RENVERSE JIC - MALE GAZ
CYLINDRIQUE (WHITWORTH)
Run tee piece JIC male - BSP parallel male (whitworth)

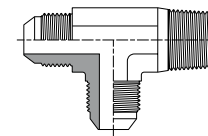
TMRJ - MG CYL



ZFR165501	TMRJ 1/2 - MG 1/8 CYL***
ZFR019250	TMRJ 1/2 - MG 1/4 CYL***
A762509-06-04	TMRJ 9/16 - MG 1/4 CYL
A762509-06-06	TMRJ 9/16 - MG 3/8 CYL
A762509-08-06	TMRJ 3/4 - MG 3/8 CYL
A762509-08-08	TMRJ 3/4 - MG 1/2 CYL
ZFR019259	TMRJ 7/8 - MG 3/8 CYL
A762509-10-08	TMRJ 7/8 - MG 1/2 CYL
ZFR019261	TMRJ 1"1/16 - MG 1/2 CYL
A762509-12-12	TMRJ 1"1/16 - MG 3/4 CYL
ZFR019265	TMRJ 1"5/16 - MG 3/4 CYL
A762509-16-16	TMRJ 1"5/16 - MG 1" CYL
ZFR019268	TMRJ 1"5/8 - MG 1" CYL
ZFR019269	TMRJ 1"5/8 - MG 1"1/4 CYL

TE MALE RENVERSE JIC - MALE BRIGGS (NPT)
Run tee piece JIC male - NPT male

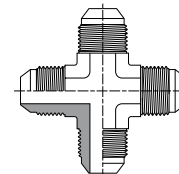
TMRJ - MB



ZFR019319	TMRJ 7/16 - MB 1/8
ZFR019320	TMRJ 7/16 - MB 1/4
ZFR019328	TMRJ 3/4 - MB 3/8
ZFR019329	TMRJ 3/4 - MB 1/2
ZFR019332	TMRJ 7/8 - MB 1/2
ZFR019335	TMRJ 1"1/16 - MB 3/4

CROIX MALE JIC
JIC male cross

CXMJ



ZFR019411	CXMJ 7/16
ZFR019412	CXMJ 1/2
ZFR019413	CXMJ 9/16
ZFR019414	CXMJ 3/4
ZFR019415	CXMJ 7/8
ZFR019416	CXMJ 1"1/16
ZFR019418	CXMJ 1"5/16
ZFR019419	CXMJ 1"5/8



Référence

BAGUE JA À SOUDER
(TYPE ORFS)

Braze ORFS sleeve shoulder

BJA AS



A422400-06-04	BJA 06 AS
ZFR019683	BJA 08 AS
ZFR019684	BJA 10 AS
ZFR019685	BJA 12 AS
ZFR019686	BJA 14 AS
ZFR019687	BJA 15 AS
ZFR019688	BJA 16 AS
ZFR019689	BJA 18 AS
ZFR019690	BJA 20 AS
ZFR019691	BJA 22 AS
ZFR019692	BJA 25 AS
ZFR019693	BJA 28 AS
ZFR019695	BJA 32 AS
ZFR019697	BJA 38 AS

ECROU JA
(TYPE ORFS)

ORFS nut

E JA



ZFR019698	EJA 06
ZFR019699	EJA 08
ZFR021116	EJA 10
ZFR019700	EJA 12
ZFR019701	EJA 14
ZFR021118	EJA 16
ZFR019702	EJA 18
ZFR021119	EJA 20
ZFR019703	EJA 22
ZFR021120	EJA 25
ZFR019704	EJA 28
ZFR021121	EJA 30
ZFR021123	EJA 38

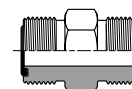


Référence

MALE JA - MALE JA
(TYPE ORFS)

ORFS male - ORFS male

MJA - MJA

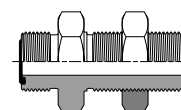


A502424-04-04	MJA 9/16 - MJA 9/16
A502424-06-06	MJA 11/16 - MJA 11/16
A502424-08-08	MJA 13/16 - MJA 13/16
ZFR011009	MJA 1" - MJA 13/16
A502424-10-10	MJA 1" - MJA 1"
ZFR019710	MJA 1" - MJA 11/16
A502424-12-12	MJA 1"3/16 - MJA 1"3/16
ZFR019712	MJA 1"3/16 - MJA 1"
A502424-16-16	MJA 1"7/16 - MJA 1"7/16
ZFR019714	MJA 1"7/16 - MJA 1"3/16
A502424-20-20	MJA 1"11/16 - MJA 1"11/16
ZFR019716	MJA 1"11/16 - MJA 1"7/16
ZFR019717	MJA 2" - MJA 2"

MALE JA - MALE JA DE CLOISON
(TYPE ORFS)

Bulkhead ORFS male - ORFS male

MJA - MJA CL

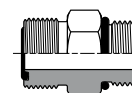


A502427-04-04	MJA 9/16 - MJA 9/16 CL
A502427-06-06	MJA 11/16 - MJA 11/16 CL
A502427-08-08	MJA 13/16 - MJA 13/16 CL
A502427-10-10	MJA 1" - MJA 1" CL
A502427-16-16	MJA 1"7/16 - MJA 1"7/16 CL
ZFR019808	MJA 2" - MJA 2" CL

MALE JA (TYPE ORFS) - MALE SAE

ORFS male - SAE male

MJA - MS



A502430-04-04	MJA 9/16 - MS 7/16
ZFR019719	MJA 9/16 - MS 9/16
A502430-06-06	MJA 11/16 - MS 9/16
A502430-06-08	MJA 11/16 - MS 3/4
ZFR019722	MJA 13/16 - MS 9/16
ZFR019723	MJA 13/16 - MS 3/4
ZFR019724	MJA 13/16 - MS 7/8
ZFR019725	MJA 1" - MS 3/4
A502430-10-10	MJA 1" - MS 7/8

ADAPTEURS JA - ORFS ADAPTORS



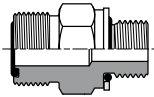
Référence

ZFR019727	MJA 1" - MS 1"1/16
A502430-12-12	MJA 1"3/16 - MS 1"1/16
ZFR019729	MJA 1"3/16 - MS 1"5/16
ZFR019730	MJA 1"7/16 - MS 1"1/16
A502430-16-16	MJA 1"7/16 - MS 1"5/16
ZFR019732	MJA 1"7/16 - MS 1"5/8***
ZFR019733	MJA 1"11/16 - MS 1"5/8

MALE JA (TYPE ORFS) - MALE ISO

ORFS male - ISO male

MJA - MI

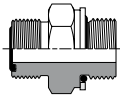


A502419-04-12	MJA 9/16 - MI 12X150
A502419-06-16	MJA 11/16 - MI 16X150
A502419-08-18	MJA 13/16 - MI 18X150
ZFR046033	MJA 13/16 - MI 22X150
A502419-10-22	MJA 1" - MI 22X150
A502419-12-27	MJA 1"3/16 - MI 27X200
ZFR019740	MJA 1"7/16 - MI 33X200
ZFR019742	MJA 2" - MI 48X200

MALE JA (TYPE ORFS) - MALE GAZ
CYLINDRIQUE (WHITWORTH)

ORFS male - BSP parallel male
(whitworth)

MJA - MG CYL

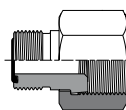
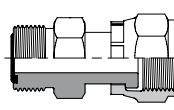
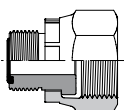


ZFR019751	MJA 9/16 - MG 1/8 CYL
ZFR019752	MJA 11/16 - MG 1/4 CYL
A502403-06-06	MJA 11/16 - MG 3/8 CYL
A502403-08-06	MJA 13/16 - MG 3/8 CYL
A502403-08-08	MJA 13/16 - MG 1/2 CYL
A502403-10-08	MJA 1" - MG 1/2 CYL
A502403-12-12	MJA 1"3/16 - MG 3/4 CYL
A502403-16-16	MJA 1"7/16 - MG 1" CYL
ZFR019759	MJA 1"11/16 - MG 1"1/4CYL
ZFR019760	MJA 2" - MG 1"1/2 CYL

MALE JA - FEMELLE JA
(TYPE ORFS)

ORFS male - ORFS female

MJA - FJA



(*)

(**)

A522424-04-08	MJA 9/16 - FJA 13/16
ZFR019762	MJA 9/16 - FJA 1"
ZFR019764	MJA 11/16 - FJA 1"3/16(*)
A522424-08-10	MJA 13/16 - FJA 1"



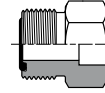
Référence

A522424-08-12	MJA 13/16 - FJA 1"3/16
ZFR019766	MJA 13/16 - FJA 1"7/16(**)
A522424-10-16	MJA 1" - FJA 1"7/16
ZFR019768	MJA 1"3/16 - FJA 1"11/16

MALE JA À BRASER
(TYPE ORFS)

Braze ORFS male

MJA AS



ZFR019769	MJA 9/16 - AS 06
ZFR019770	MJA 9/16 - AS 10***
ZFR019771	MJA 11/16 - AS 10
ZFR019772	MJA 11/16 - AS 12
ZFR019773	MJA 13/16 - AS 12
ZFR019774	MJA 13/16 - AS 16
ZFR019775	MJA 1" - AS 16
ZFR019776	MJA 1" - AS 18
ZFR019777	MJA 1"3/16 - AS 18
ZFR019778	MJA 1"3/16 - AS 20
ZFR019779	MJA 1"3/16 - AS 25
ZFR019780	MJA 1"7/16 - AS 25
ZFR019781	MJA 1"7/16 - AS 32
ZFR019782	MJA 1"11/16 - AS 32
ZFR019783	MJA 1"11/16 - AS 38
ZFR019784	MJA 2" - AS 38***

BOUCHON MALE JA
(TYPE ORFS)

ORFS male plug

BMJA



ZFR019785	BMJA 9/16
ZFR019786	BMJA 11/16
ZFR019787	BMJA 13/16
A402400-10	BMJA 1"
A402400-12	BMJA 1"3/16
A402400-16	BMJA 1"7/16
A402400-20	BMJA 1"11/16
ZFR019792	BMJA 2"

ORFS ADAPTORS - ADAPTEURS JA

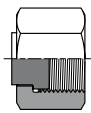
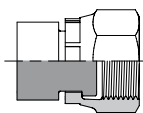


Référence

BOUCHON FEMELLE JA
(TYPE ORFS)

ORFS female plug

BFJA



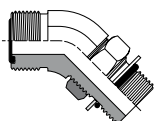
(*)

ZFR019793	BFJA 9/16
ZFR019794	BFJA 11/16
ZFR019795	BFJA 13/16
ZFR019796	BFJA 1"
ZFR019797	BFJA 1"3/16
A412400-16	BFJA 1"7/16
A412400-20	BFJA 1"11/16
ZFR019800	BFJA 2"(*)

MALE JA (TYPE ORFS) - MALE SAE À 45°

45° elbow ORFS male - SAE male

MJA - MS 45°

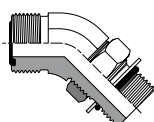


A532431-04-04	MJA 9/16 - MS 7/16 45°
ZFR019818	MJA 9/16 - MS 9/16 45°
ZFR019819	MJA 11/16 - MS 7/16 45°
ZFR019820	MJA 11/16 - MS 9/16 45°
ZFR019821	MJA 11/16 - MS 3/4 45°
ZFR019822	MJA 13/16 - MS 9/16 45°
A532431-08-08	MJA 13/16 - MS 3/4 45°
ZFR019824	MJA 13/16 - MS 7/8 45°****
ZFR019825	MJA 1" - MS 3/4 45°
ZFR019826	MJA 1" - MS 7/8 45°
ZFR019827	MJA 1" - MS 1"1/16 45°
ZFR164721	MJA 1"3/16 - MS 7/8 45°****
ZFR164722	MJA 1"7/16 - MS 1"5/8 45°****

MALE JA (TYPE ORFS) - MALE ISO À 45°

45° elbow ORFS male - ISO male

MJA - MI 45°



ZFR019836	MJA 9/16 - MI 12X150 45°
ZFR019837	MJA 11/16 - MI 16X150 45°
ZFR019838	MJA 13/16 - MI 18X150 45°
ZFR019839	MJA 1" - MI 22X150 45°

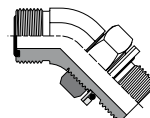


Référence

MALE JA (TYPE ORFS) - MALE GAZ
CYLINDRIQUE (WHITWORTH) À 45°

45° elbow ORFS male - BSP parallel male
(whitworth)

MJA - MG CYL 45°

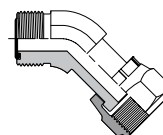


ZFR019844	MJA 9/16-MG 1/8 CYL45°****
ZFR158543	MJA 11/16 - MG 1/2 CYL 45°
ZFR019845	MJA 9/16 - MG 1/4 CYL 45°
ZFR019850	MJA 1" - MG 1/2 CYL 45°****
ZFR019851	MJA 1" - MG 3/4 CYL 45°
ZFR019856	MJA 2" - MG 1"1/2 CYL 45°

MALE JA - FEMELLE JA (TYPE ORFS) À 45°

45° elbow ORFS male - ORFS female

MJA - FJA 45°

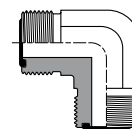


ZFR013707	MJA 13/16 - FJA 13/16 45°
-----------	---------------------------

MALE JA - MALE JA
(TYPE ORFS) À 90°

90° elbow ORFS male - ORFS male

MJA - MJA 90°



A562424-04-04	MJA 9/16 - MJA 9/16 90°
A562424-06-06	MJA 11/16 - MJA 11/16 90°
A562424-08-08	MJA 13/16 - MJA 13/16 90°
A562424-10-10	MJA 1" - MJA 1" 90°
A562424-12-12	MJA 1"3/16 - MJA 1"3/16 90°
ZFR019878	MJA 1"7/16 - MJA 1"7/16 90°
ZFR019879	MJA 1"11/16 - MJA 1"11/16 90°

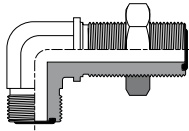
ADAPTEURS JA - ORFS ADAPTORS



Référence

MALE JA - MALE JA DE CLOISON
(TYPE ORFS) À 90°
90° elbow bulkhead ORFS male - ORFS male

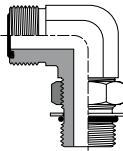
MJA - MJA CL 90°



ZFR152092	MJA 11/16 - MJA 11/16 CL 90°
ZFR019960	MJA 1" - MJA 1" CL 90°
ZFR012814	MJA 1"3/16 - MJA 1"3/16 CL 90°
ZFR005660	MJA 1"7/16 - MJA 1"7/16 CL 90°

MALE JA (TYPE ORFS) - MALE SAE À 90°
90° elbow ORFS male - SAE male

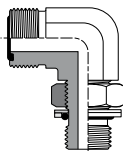
MJA - MS 90°



A562431-04-04	MJA 9/16 - MS 7/16 90°
A562431-04-06	MJA 9/16 - MS 9/16 90°
ZFR019891	MJA 11/16 - MS 7/16 90°
A562431-06-06	MJA 11/16 - MS 9/16 90°
ZFR019893	MJA 11/16 - MS 3/4 90°
ZFR019894	MJA 13/16 - MS 9/16 90°
A562431-08-08	MJA 13/16 - MS 3/4 90°
ZFR019896	MJA 13/16 - MS 7/8 90°
ZFR019897	MJA 1" - MS 3/4 90°
A562431-10-10	MJA 1" - MS 7/8 90°
ZFR019899	MJA 1" - MS 1"1/16 90°****
ZFR019901	MJA 1"3/16 - MS 7/8 90°
A562431-12-12	MJA 1"3/16 - MS 1"1/16 90°
ZFR019903	MJA 1"3/16 - MS 1"5/16 90°
ZFR019904	MJA 1"7/16 - MS 1"1/16 90°
ZFR019905	MJA 1"7/16 - MS 1"5/16 90°
ZFR019906	MJA 1"7/16 - MS 1"5/8 90°
ZFR019907	MJA 1"11/16 - MS 1"5/16 90°
ZFR164230	MJA 2" - MS 1"7/8 90°****

MALE JA (TYPE ORFS) - MALE ISO À 90°
90° elbow ORFS male - ISO male

MJA - MI 90°



ZFR019911	MJA 9/16 - MI 12X150 90°
ZFR019912	MJA 11/16 - MI 16X150 90°
ZFR019913	MJA 13/16 - MI 18X150 90°
ZFR019914	MJA 1" - MI 22X150 90°

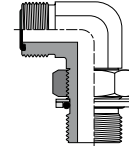


Référence

ZFR019915	MJA 1"3/16 - MI 27X200 90°
ZFR019916	MJA 1"7/16 - MI 33X200 90°
ZFR019917	MJA 1"11/16 - MI 42X200 90°
ZFR019918	MJA 2" - MI 48X200 90°

MALE JA (TYPE ORFS) - MALE GAZ
CYLINDRIQUE (WHITWORTH) À 90°
*90° elbow ORFS male - BSP parallel male
(whitworth)*

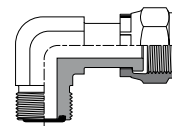
MJA - MG CYL 90°



ZFR019919	MJA 9/16 - MG 1/8 CYL 90°
A562409-04-04	MJA 9/16 - MG 1/4 CYL 90°
A562409-04-06	MJA 9/16 - MG 3/8 CYL 90°
A562409-06-04	MJA 11/16 - MG 1/4 CYL 90°
A562409-06-06	MJA 11/16 - MG 3/8 CYL 90°
A562409-06-08	MJA 11/16 - MG 1/2 CYL 90°
ZFR019925	MJA 13/16 - MG 1/4 CYL 90°
A562409-08-06	MJA 13/16 - MG 3/8 CYL 90°
A562409-08-08	MJA 13/16 - MG 1/2 CYL 90°
ZFR019928	MJA 1" - MG 3/8 CYL 90°
A562409-10-08	MJA 1" - MG 1/2 CYL 90°
A562409-10-12	MJA 1" - MG 3/4 CYL 90°
ZFR019931	MJA 1"3/16 - MG 1/2 CYL 90°
A562409-12-12	MJA 1"3/16 - MG 3/4 CYL 90°
A562409-12-16	MJA 1"3/16 - MG 1" CYL 90°
ZFR019934	MJA 1"7/16 - MG 3/4 CYL 90°
A562409-16-16	MJA 1"7/16 - MG 1" CYL 90°
ZFR019936	MJA 1"7/16 - MG 1"1/4 CYL 90°
ZFR019937	MJA 1"11/16 - MG 1" CYL 90°
ZFR019938	MJA 1"11/16 - MG 1"1/4 CYL 90°
ZFR019939	MJA 1"11/16 - MG 1"1/2 CYL 90°

MALE JA - FEMELLE JA
(TYPE ORFS) À 90°
90° elbow ORFS male - ORFS female

MJA - FJA 90°



A582424-04-04	MJA 9/16 - FJA 9/16 90°
A582424-06-06	MJA 11/16 - FJA 11/16 90°
A582424-08-08	MJA 13/16 - FJA 13/16 90°
A582424-10-10	MJA 1" - FJA 1" 90°
A582424-12-12	MJA 1"3/16 - FJA 1"3/16 90°
A582424-16-16	MJA 1"7/16 - FJA 1"7/16 90°
ZFR019887	MJA 1"11/16 - FJA 1"11/16 90°
ZFR073033	MJA 2" - FJA 2" 90°***

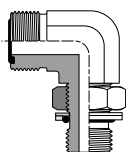
ORFS ADAPTORS - ADAPTEURS JA



Référence

FEMELLE JA (TYPE ORFS) - MALE SAE À 90°
90° elbow ORFS female - SAE male

FJA - MS 90°

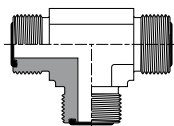


ZFR019949	FJA 9/16 - MS 7/16 90°
A583124-06-06	FJA 11/16 - MS 9/16 90°
A583124-08-08	FJA 13/16 - MS 3/4 90°

TE MALE JA
(TYPE ORFS)

Tee piece ORFS male

TMJA

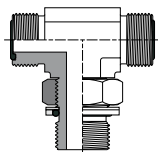


A702424-04-04	TMJA 9/16
A702424-06-06	TMJA 11/16
A702424-08-08	TMJA 13/16
A702424-10-10	TMJA 1"
A702424-12-12	TMJA 1 3/16
ZFR019970	TMJA 1 7/16
ZFR019971	TMJA 1 11/16
ZFR019972	TMJA 2"

TE MALE JA (TYPE ORFS) - MALE GAZ
CYLINDRIQUE (WHITWORTH)

Tee piece ORFS male - BSP parallel male
(whitworth)

TMJA - MG CYL



ZFR019998	TMJA 9/16 - MG 1/4 CYL
ZFR019999	TMJA 11/16 - MG 1/4 CYL
ZFR020000	TMJA 11/16 - MG 3/8 CYL
ZFR020001	TMJA 13/16 - MG 3/8 CYL
ZFR020002	TMJA 13/16 - MG 1/2 CYL
ZFR020003	TMJA 1" - MG 1/2 CYL
ZFR020004	TMJA 1" - MG 3/4 CYL***
ZFR020005	TMJA 1 3/16 - MG 3/4 CYL***
ZFR020006	TMJA 1 7/16 - MG 1" CYL

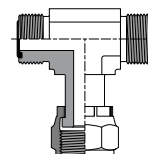


Référence

TE MALE JA - FEMELLE JA
(TYPE ORFS)

Tee piece ORFS male - ORFS female

TMJA - FJA

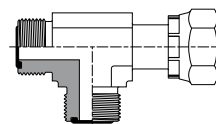


A712424-04-04	TMJA 9/16 - FJA 9/16
A712424-06-06	TMJA 11/16 - FJA 11/16
A712424-08-08	TMJA 13/16 - FJA 13/16
A712424-10-10	TMJA 1" - FJA 1"
A712424-12-12	TMJA 1 3/16 - FJA 1 3/16
ZFR019978	TMJA 1 7/16 - FJA 1 7/16
ZFR019980	TMJA 2" - FJA 2"

TE MALE RENVERSE JA - FEMELLE JA
(TYPE ORFS)

Run tee piece ORFS male - ORFS female

TMRJA - FJA

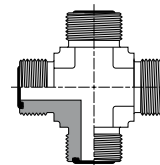


A722424-04-04	TMRJA 9/16 - FJA 9/16
A722424-06-06	TMRJA 11/16 - FJA 11/16
A722424-08-08	TMRJA 13/16 - FJA 13/16
A722424-10-10	TMRJA 1" - FJA 1"
A722424-12-12	TMRJA 1 3/16 - FJA 1 3/16
A722424-16-16	TMRJA 1 7/16 - FJA 1 7/16

CROIX MALE JA
(TYPE ORFS)

ORFS male cross

CXMJA



ZFR164716	CXMJA 9/16***
ZFR164717	CXMJA 11/16***
ZFR157427	CXMJA 13/16***
ZFR090001	CXMJA 1"***
ZFR164719	CXMJA 1 3/16 HS
ZFR020075	CXMJA 1 7/16
ZFR164720	CXMJA 1 11/16***
ZFR020077	CXMJA 2"

ADAPTEURS BSP - BSP ADAPTORS

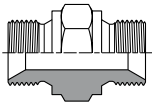


Référence

MALE BSPCT - MALE BSPCT
(WHITWORTH)

*BSP parallel male - BSP parallel male
(whitworth)*

MBSPCT - MBSPCT

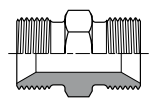


ZFR004814	MBSPCT 1/8 - MBSPCT 1/8
ZFR004815	MBSPCT 1/4 - MBSPCT 1/8
ZFR004816	MBSPCT 1/4 - MBSPCT 1/4
ZFR004817	MBSPCT 1/4 - MBSPCT 3/8
ZFR004818	MBSPCT 3/8 - MBSPCT 3/8
ZFR004819	MBSPCT 1/2 - MBSPCT 1/4
ZFR004820	MBSPCT 1/2 - MBSPCT 3/8
ZFR004821	MBSPCT 1/2 - MBSPCT 1/2
ZFR004823	MBSPCT 5/8 - MBSPCT 1/2
ZFR004824	MBSPCT 5/8 - MBSPCT 5/8
ZFR012142	MBSPCT 3/4 - MBSPCT 1/4
ZFR004826	MBSPCT 3/4 - MBSPCT 3/8
ZFR004827	MBSPCT 3/4 - MBSPCT 1/2
ZFR004829	MBSPCT 3/4 - MBSPCT 3/4
ZFR004830	MBSPCT 1" - MBSPCT 1/2
ZFR017770	MBSPCT 1" - MBSPCT 5/8
ZFR004832	MBSPCT 1" - MBSPCT 3/4
ZFR004833	MBSPCT 1" - MBSPCT 1"
ZFR010708	MBSPCT 1"1/4 - MBSPCT 3/4
ZFR004834	MBSPCT 1"1/4 - MBSPCT 1"
ZFR004835	MBSPCT 1"1/4 - MBSPCT 1"1/4
ZFR004836	MBSPCT 1"1/4 - MBSPCT 1"1/2
ZFR018033	MBSPCT 1"1/2 - MBSPCT 1"
ZFR004837	MBSPCT 1"1/2 - MBSPCT 1"1/2
ZFR004838	MBSPCT 2" - MBSPCT 2"

MALE BSP - MALE BSP
(WHITWORTH)

*BSP parallel male - BSP parallel male
(whitworth)*

MBSP - MBSP



ZFR004822	MBSP 5/8 - MBSP 3/8
ZFR004828	MBSP 3/4 - MBSP 5/8

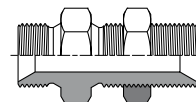


Référence

MALE BSP - MALE BSP DE CLOISON
(WHITWORTH)

*Bulkhead BSP parallel male - BSP parallel male
(whitworth)*

MBSP - MBSP CL

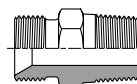


ZFR020350	MBSP 1/8 - MBSP 1/8 CL
ZFR020351	MBSP 1/4 - MBSP 1/4 CL
ZFR020352	MBSP 3/8 - MBSP 3/8 CL
ZFR020353	MBSP 1/2 - MBSP 1/2 CL
ZFR020354	MBSP 5/8 - MBSP 5/8 CL
ZFR020355	MBSP 3/4 - MBSP 3/4 CL
ZFR020356	MBSP 1" - MBSP 1" CL
A500504-20-20	MBSP 1"1/4 - MBSP 1"1/4 CL
ZFR020358	MBSP 1"1/2 - MBSP 1"1/2 CL

MALE BSP - MALE GAZ CONIQUE
(WHITWORTH)

*BSP parallel male - BSP tapered male
(whitworth)*

MBSP - MC



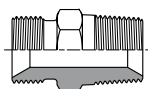
ZFR004839	MBSP 1/8 - MC 1/8
A500507-02-04	MBSP 1/8 - MC 1/4
A500507-04-02	MBSP 1/4 - MC 1/8
ZFR004842	MBSP 1/4 - MC 1/4
ZFR004843	MBSP 1/4 - MC 3/8
A500507-04-08	MBSP 1/4 - MC 1/2
A500507-06-04	MBSP 3/8 - MC 1/4
ZFR004846	MBSP 3/8 - MC 3/8
ZFR004847	MBSP 3/8 - MC 1/2
ZFR004848	MBSP 1/2 - MC 1/4
A500507-08-06	MBSP 1/2 - MC 3/8
ZFR004850	MBSP 1/2 - MC 1/2
ZFR004851	MBSP 1/2 - MC 5/8
A500507-08-12	MBSP 1/2 - MC 3/4
A500507-10-08	MBSP 5/8 - MC 1/2
ZFR004854	MBSP 5/8 - MC 5/8
ZFR004855	MBSP 5/8 - MC 3/4
A500507-12-08	MBSP 3/4 - MC 1/2
ZFR004857	MBSP 3/4 - MC 5/8
ZFR004858	MBSP 3/4 - MC 3/4
A500507-12-16	MBSP 3/4 - MC 1"
A500507-16-12	MBSP 1" - MC 3/4
A500507-16-16	MBSP 1" - MC 1"
ZFR004862	MBSP 1" - MC 1"1/4
A500507-20-16	MBSP 1"1/4 - MC 1"
A500507-20-20	MBSP 1"1/4 - MC 1"1/4
A500507-20-24	MBSP 1"1/4 - MC 1"1/2
A500507-24-20	MBSP 1"1/2 - MC 1"1/4
A500507-24-24	MBSP 1"1/2 - MC 1"1/2
A500507-32-32	MBSP 2" - MC 2"



Référence

MALE BSP (WHITWORTH) - MALE BRIGGS (NPT)
BSP parallel male (whitworth) - NPT male

MBSP - MB

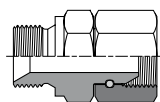
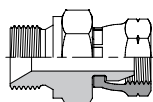


ZFR008949	MBSP 1/2 - MB 1/2
ZFR008950	MBSP 3/4 - MB 3/4
A500528-16-16	MBSP 1" - MB 1"
ZFR008890	MBSP 1"1/2 - MB 1"1/2

MALE BSPCT - FEMELLE BSP
 (WHITWORTH)

BSP parallel male - BSP parallel female (whitworth)

MBSPCT - FBSP



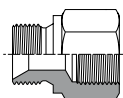
(*) écrou à jonc

ZFR020341	MBSPCT 1/8 - FBSP 1/8 (*)
A520505-04-04D	MBSPCT 1/4 - FBSP 1/4
ZFR004267	MBSPCT 1/4 - FBSP 3/8
A520505-04-08D	MBSPCT 1/4 - FBSP 1/2 (*)
ZFR020343	MBSPCT 3/8 - FBSP 3/8
ZFR018371	MBSPCT 3/8 - FBSP 1/2
ZFR020344	MBSPCT 1/2 - FBSP 1/2
ZFR004264	MBSPCT 1/2 - FBSP 3/4
A520505-10-10D	MBSPCT 5/8 - FBSP 5/8 (*)
A520505-12-08D	MBSPCT 3/4 - FBSP 1/2
ZFR020346	MBSPCT 3/4 - FBSP 3/4
ZFR018780	MBSPCT 3/4 - FBSP 1" (*)
A520505-16-12D	MBSPCT 1" - FBSP 3/4
ZFR020347	MBSPCT 1" - FBSP 1"
ZFR004262	MBSPCT 1" - FBSP 1"1/4 (*)
ZFR020348	MBSPCT 1"1/4 - FBSP 1"1/4
A520505-24-24D	MBSPCT 1"1/2 - FBSP 1"1/2

MALE BSPCT - FEMELLE GAZ
 CYLINDRIQUE (WHITWORTH)

BSP parallel male - BSP parallel female (whitworth)

MBSPCT - FG



ZFR021781	MBSPCT 1/4 - FG 1/4
ZFR021782	MBSPCT 3/8 - FG 3/8
ZFR021783	MBSPCT 1/2 - FG 1/2
ZFR021784	MBSPCT 3/4 - FG 3/4
ZFR021785	MBSPCT 1" - FG 1"

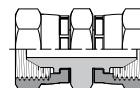


Référence

FEMELLE BSP - FEMELLE BSP
 (WHITWORTH)

BSP parallel female - BSP parallel female (whitworth)

FBSP - FBSP

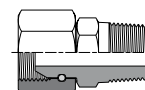
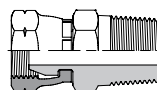


A510505-04-04	FBSP 1/4 - FBSP 1/4
A510505-06-06	FBSP 3/8 - FBSP 3/8
A510505-08-08	FBSP 1/2 - FBSP 1/2
A510505-12-12	FBSP 3/4 - FBSP 3/4
A510505-16-16	FBSP 1" - FBSP 1"

FEMELLE BSP - MALE GAZ CONIQUE
 (WHITWORTH)

BSP parallel female - BSP tapered male (whitworth)

FBSP - MC



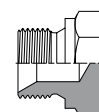
(*) écrou à jonc

ZFR004869	FBSP 1/8 - MC 1/8 (*)
A520705-04-04	FBSP 1/4 - MC 1/4
A520705-06-06	FBSP 3/8 - MC 3/8
ZFR004877	FBSP 3/8 - MC 1/2 (*)
ZFR004879	FBSP 1/2 - MC 3/8 (*)
A520705-08-08	FBSP 1/2 - MC 1/2
A520705-12-12	FBSP 3/4 - MC 3/4
A520705-16-16	FBSP 1" - MC 1"

BOUCHON MALE BSP
 (WHITWORTH)

BSP parallel male plug (whitworth)

BMBSPCT



ZFR020359	BMBSPCT 1/8
ZFR020360	BMBSPCT 1/4
A400500-06D	BMBSPCT 3/8
A400500-08D	BMBSPCT 1/2
ZFR020363	BMBSPCT 5/8
ZFR020364	BMBSPCT 3/4
ZFR020365	BMBSPCT 1"
A400500-20D	BMBSPCT 1"1/4
A400500-24D	BMBSPCT 1"1/2

ADAPTEURS BSP - BSP ADAPTORS

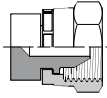


Référence

BOUCHON FEMELLE BSP
(WHITWORTH)

BSP parallel female plug (whitworth)

BFBSP

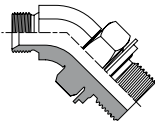


A410500-02	BFBSP 1/8
ZFR020369	BFBSP 1/4
ZFR020370	BFBSP 3/8
ZFR020371	BFBSP 1/2
A410500-10	BFBSP 5/8
ZFR020373	BFBSP 3/4
A410500-16	BFBSP 1"
A410500-20	BFBSP 1"1/4
A410500-24	BFBSP 1"1/2

MALE BSP - MALE GAZ CYLINDRIQUE
(WHITWORTH) À 45°

45° elbow BSP parallel male - BSP parallel male (whitworth)

MBSP - MG CYL 45°

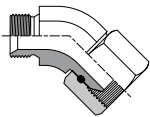


A530509-04-04	MBSP 1/4 - MG 1/4 CYL 45°
---------------	---------------------------

MALE BSP - FEMELLE BSP
(WHITWORTH) À 45°

45° elbow BSP parallel male - BSP parallel female (whitworth)

MBSP - FBSP 45°



A550505-04-04	MBSP 1/4 - FBSP 1/4 45°
A550505-06-06	MBSP 3/8 - FBSP 3/8 45°
A550505-08-08	MBSP 1/2 - FBSP 1/2 45°
A550505-12-12	MBSP 3/4 - FBSP 3/4 45°

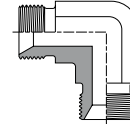


Référence

MALE BSP - MALE BSP
(WHITWORTH) À 90°

90° elbow BSP parallel male - BSP parallel male (whitworth)

MBSP - MBSP 90°

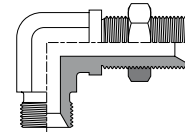


ZFR020498	MBSP 1/8 - MBSP 1/8 90°
A560505-04-04	MBSP 1/4 - MBSP 1/4 90°
A560505-06-06	MBSP 3/8 - MBSP 3/8 90°
A560505-08-08	MBSP 1/2 - MBSP 1/2 90°
ZFR020502	MBSP 5/8 - MBSP 5/8 90°
A560505-12-12	MBSP 3/4 - MBSP 3/4 90°
A560505-16-16	MBSP 1" - MBSP 1" 90°
A560505-20-20	MBSP 1"1/4 - MBSP 1"1/4 90°
ZFR020506	MBSP 1"1/2 - MBSP 1"1/2 90°

MALE BSP - MALE BSP DE CLOISON
(WHITWORTH) À 90°

90° elbow bulkhead BSP parallel male - BSP parallel male (whitworth)

MBSP - MBSP CL 90°

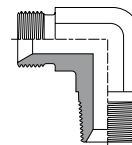


ZFR020624	MBSP 1/8 - MBSP 1/8 CL 90°
ZFR020625	MBSP 1/4 - MBSP 1/4 CL 90°
ZFR020626	MBSP 3/8 - MBSP 3/8 CL 90°
ZFR020627	MBSP 1/2 - MBSP 1/2 CL 90°
ZFR020628	MBSP 5/8 - MBSP 5/8 CL 90°
ZFR020629	MBSP 3/4 - MBSP 3/4 CL 90°
ZFR020630	MBSP 1" - MBSP 1" CL 90°
ZFR020631	MBSP 1"1/4 - MBSP 1"1/4 CL 90°
ZFR020632	MBSP 1"1/2 - MBSP 1"1/2 CL 90°

MALE BSP (WHITWORTH) - MALE BRIGGS
(NPT) À 90°

90° elbow BSP parallel male (whitworth) - NPT male

MBSP - MB 90°



ZFR006814	MBSP 1/4 - MB 1/4 90°
A560528-06-06	MBSP 3/8 - MB 3/8 90°
ZFR006816	MBSP 1/2 - MB 1/2 90°

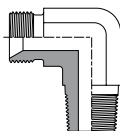


Référence

MALE BSP - MALE GAZ CONIQUE
(WHITWORTH) À 90°

90° elbow BSP parallel male - BSP tapered
male (whitworth)

MBSP - MC 90°

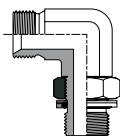


A560507-04-04	MBSP 1/4 - MC 1/4 90°
A560507-06-06	MBSP 3/8 - MC 3/8 90°
A560507-08-08	MBSP 1/2 - MC 1/2 90°
A560507-12-12	MBSP 3/4 - MC 3/4 90°
A560507-16-16	MBSP 1" - MC 1" 90°

MALE BSP - MALE GAZ CYLINDRIQUE
(WHITWORTH) À 90°

90° elbow BSP parallel male - BSP parallel
male (whitworth)

MBSP - MG CYL 90°

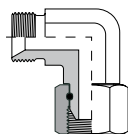
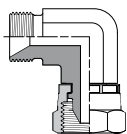


A560509-04-04	MBSP 1/4 - MG 1/4 CYL 90°
A560509-04-06	MBSP 1/4 - MG 3/8 CYL 90°
A560509-06-06	MBSP 3/8 - MG 3/8 CYL 90°
A560509-06-08	MBSP 3/8 - MG 1/2 CYL 90°
A560509-08-08	MBSP 1/2 - MG 1/2 CYL 90°
A560509-12-12	MBSP 3/4 - MG 3/4 CYL 90°

MALE BSP - FEMELLE BSP
(WHITWORTH) À 90°

90° elbow BSP parallel male - BSP parallel
female (whitworth)

MBSP - FBSP 90°



(*) écrou à joint

ZFR020507	MBSP 1/8 - FBSP 1/8 90° (*)
A580505-04-04	MBSP 1/4 - FBSP 1/4 90°
A580505-06-06	MBSP 3/8 - FBSP 3/8 90°
A580505-08-08	MBSP 1/2 - FBSP 1/2 90°
ZFR020509	MBSP 5/8 - FBSP 5/8 90° (*)
A580505-12-12	MBSP 3/4 - FBSP 3/4 90°
A580505-16-16	MBSP 1" - FBSP 1" 90°
A580505-20-20	MBSP 1"1/4 - FBSP 1"1/4 90°
A580505-24-24	MBSP 1"1/2 - FBSP 1"1/2 90°

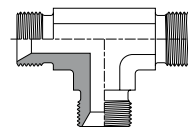


Référence

TE MALE BSP
(WHITWORTH)

Tee piece BSP parallel male
(whitworth)

TMBSP

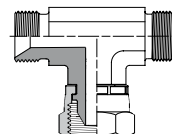


ZFR004220	TMBSP 1/4
A700505-06-06	TMBSP 3/8
A700505-08-08	TMBSP 1/2
A700505-12-12	TMBSP 3/4
A700505-16-16	TMBSP 1"
ZFR004226	TMBSP 1"1/4

TE MALE BSP - FEMELLE BSP
(WHITWORTH)

Tee piece BSP parallel male - BSP parallel
female (whitworth)

TMBSP - FBSP

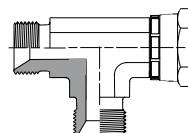


A710505-04-04	TMBSP 1/4 - FBSP 1/4
A710505-06-06	TMBSP 3/8 - FBSP 3/8
A710505-08-08	TMBSP 1/2 - FBSP 1/2
A710505-12-12	TMBSP 3/4 - FBSP 3/4
A710505-16-16	TMBSP 1" - FBSP 1"
ZFR012318	TMBSP 1"1/4 - FBSP 1"1/4

TE MALE RENVERSE BSP - FEMELLE BSP
(WHITWORTH)

Run tee piece BSP parallel male - BSP parallel
female (whitworth)

TMRBSP - FBSP



A720505-04-04	TMRBSP 1/4 - FBSP 1/4
A720505-06-06	TMRBSP 3/8 - FBSP 3/8
A720505-08-08	TMRBSP 1/2 - FBSP 1/2
A720505-12-12	TMRBSP 3/4 - FBSP 3/4
A720505-16-16	TMRBSP 1" - FBSP 1"

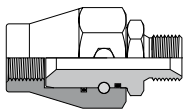
ADAPTEURS BSP - BSP ADAPTORS



Référence

RACCORD TOURNANT DROIT,
FILETAGE GAZ CYLINDRIQUE
Straight swivel fitting, BSP parallel thread

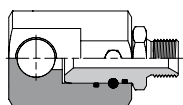
MBSPCT - FG ROTA



ZFR012371	MBSPCT 1/4 - FG 1/4 ROTA
ZFR012372	MBSPCT 3/8 - FG 3/8 ROTA
ZFR012373	MBSPCT 1/2 - FG 1/2 ROTA
ZFR012374	MBSPCT 3/4 - FG 3/4 ROTA
ZFR012375	MBSPCT 1" - FG 1" ROTA

RACCORD TOURNANT A 90°,
FILETAGE GAZ CYLINDRIQUE
90° elbow swivel fitting, BSP parallel thread

MBSPCT - FG 90° ROTA



ZFR012376	MBSPCT 1/4 - FG 1/4 90° ROTA
ZFR012377	MBSPCT 3/8 - FG 3/8 90° ROTA
ZFR012378	MBSPCT 1/2 - FG 1/2 90° ROTA
ZFR012379	MBSPCT 3/4 - FG 3/4 90° ROTA
ZFR012380	MBSPCT 1" - FG 1" 90° ROTA



Référence

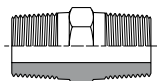


Référence

MALE GAZ CONIQUE - MALE GAZ CONIQUE (WHITWORTH)

BSP tapered male - BSP tapered male (whitworth)

MC - MC

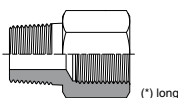
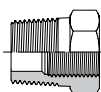


A500707-02-02	MC 1/8 - MC 1/8
ZFR004749	MC 1/4 - MC 1/8
ZFR004750	MC 1/4 - MC 1/4
A500707-02-06	MC 3/8 - MC 1/8
ZFR004751	MC 3/8 - MC 1/4
ZFR004752	MC 3/8 - MC 3/8
ZFR004753	MC 1/2 - MC 1/4
ZFR004756	MC 1/2 - MC 3/8
ZFR004754	MC 1/2 - MC 1/2
ZFR004755	MC 5/8 - MC 1/2
ZFR004757	MC 5/8 - MC 5/8
ZFR017720	MC 3/4 - MC 3/8
ZFR004758	MC 3/4 - MC 1/2
ZFR004759	MC 3/4 - MC 3/4
ZFR017718	MC 1" - MC 3/8
A500707-08-16	MC 1" - MC 1/2
A500707-12-16	MC 1" - MC 3/4
A500707-16-16	MC 1" - MC 1"
A500707-16-20	MC 1" - MC 1"1/4
A500707-20-20	MC 1"1/4 - MC 1"1/4
A500707-20-24	MC 1"1/4 - MC 1"1/2
A500707-24-24	MC 1"1/2 - MC 1"1/2
ZFR004766	MC 1"1/2 - MC 2"
A500707-32-32	MC 2" - MC 2"

MALE GAZ CONIQUE - FEMELLE GAZ CYLINDRIQUE (WHITWORTH)

BSP tapered male - BSP parallel female (whitworth)

MC - FG



ZFR004774	MC 1/8 - FG 1/8 (*)
A520704-02-04	MC 1/8 - FG 1/4 (*)
A520704-02-06	MC 1/8 - FG 3/8 (*)
ZFR004776	MC 1/4 - FG 1/8
ZFR004777	MC 1/4 - FG 1/4 (*)
A520704-04-06	MC 1/4 - FG 3/8 (*)
ZFR004779	MC 1/4 - FG 1/2 (*)
ZFR028317	MC 3/8 - FG 1/8
ZFR004781	MC 3/8 - FG 1/4
ZFR004782	MC 3/8 - FG 3/8 (*)
ZFR004783	MC 3/8 - FG 1/2 (*)
A520704-08-02	MC 1/2 - FG 1/8
A520704-08-04	MC 1/2 - FG 1/4
ZFR028318	MC 1/2 - FG 3/8
A520704-08-08	MC 1/2 - FG 1/2 (*)
A520704-08-12	MC 1/2 - FG 3/4 (*)
A520704-08-16	MC 1/2 - FG 1" (*)
A520704-12-04	MC 3/4 - FG 1/4
ZFR028319	MC 3/4 - FG 3/8
ZFR028320	MC 3/4 - FG 1/2



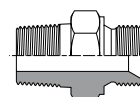
Référence

ZFR021030	MC 3/4 - FG 3/4 (*)
A520704-12-16	MC 3/4 - FG 1" (*)
ZFR004794	MC 1" - FG 3/8
A520704-16-08	MC 1" - FG 1/2
A520704-16-12	MC 1" - FG 3/4
A520704-16-16	MC 1" - FG 1" (*)
A520704-16-20	MC 1" - FG 1"1/4 (*)
A520704-20-12	MC 1"1/4 - FG 3/4
A520704-20-16	MC 1"1/4 - FG 1"
ZFR004799	MC 1"1/4 - FG 1"1/4
ZFR018348	MC 1"1/4 - FG 1"1/2 (*)
A520704-24-16	MC 1"1/2 - FG 1"
A520704-24-20	MC 1"1/2 - FG 1"1/4
A520704-32-20	MC 2" - FG 1"1/4
ZFR004802	MC 2" - FG 1"1/2

MALE GAZ CONIQUE (WHITWORTH) - MALE ISO

BSP tapered male (whitworth) - ISO male

MC - MI

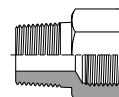


ZFR005234	MC 1/2 - MI 22X150
-----------	--------------------

MALE GAZ CONIQUE (WHITWORTH) - FEMELLE ISO

BSP tapered male (whitworth) - ISO female

MC - FI

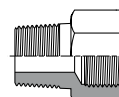


ZFR069982	MC 1/8 - FI 10X100
ZFR005236	MC 3/8 - FI 16X150
ZFR005239	MC 3/8 - FI 22X150
ZFR005237	MC 1/2 - FI 16X150
ZFR005240	MC 1/2 - FI 22X150

MALE GAZ CONIQUE (WHITWORTH) - MALE DIN

BSP tapered male (whitworth) - DIN male

MC - MD



ZFR004912	MC 1/8 - MD 12
ZFR004914	MC 1/8 - MD 14
ZFR004913	MC 1/4 - MD 14
ZFR004916	MC 1/4 - MD 16
ZFR004918	MC 1/4 - MD 18

ADAPTEURS GAZ - BSP ADAPTORS



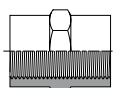
Référence

ZFR004921	MC 1/4 - MD 22
ZFR004915	MC 3/8 - MD 14
ZFR004917	MC 3/8 - MD 16
ZFR004919	MC 3/8 - MD 18
ZFR004922	MC 3/8 - MD 22
ZFR017748	MC 1/2 - MD 16
ZFR004920	MC 1/2 - MD 18
ZFR004923	MC 1/2 - MD 22
ZFR004925	MC 1/2 - MD 26
ZFR004924	MC 3/4 - MD 22
ZFR004926	MC 3/4 - MD 26
ZFR004927	MC 3/4 - MD 30
ZFR004928	MC 1" - MD 30

FEMELLE GAZ CYLINDRIQUE - FEMELLE GAZ CYLINDRIQUE (WHITWORTH)

BSP parallel female - BSP parallel female (whitworth)

FG - FG

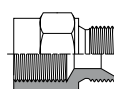


ZFR004711	FG 1/8 - FG 1/8
ZFR004712	FG 1/4 - FG 1/8
ZFR004713	FG 1/4 - FG 1/4
ZFR004714	FG 3/8 - FG 1/4
ZFR004715	FG 3/8 - FG 3/8
ZFR004716	FG 1/2 - FG 3/8
ZFR004717	FG 1/2 - FG 1/2
ZFR004718	FG 1/2 - FG 3/4
ZFR004719	FG 3/4 - FG 3/4
A510404-12-16	FG 1" - FG 3/4
ZFR004721	FG 1" - FG 1"
A510404-12-20	FG 1"1/4 - FG 3/4
A510404-16-20	FG 1"1/4 - FG 1"
ZFR004724	FG 1"1/4 - FG 1"1/4
ZFR004725	FG 1"1/2 - FG 1"1/2
ZFR004726	FG 2" - FG 2"

FEMELLE GAZ CYLINDRIQUE (WHITWORTH) - MALE ISO

BSP parallel female (whitworth) - ISO male

FG - MI



ZFR005218	FG 1/4 - MI 16X150
ZFR005225	FG 1/4 - MI 22X150
ZFR005219	FG 3/8 - MI 16X150
ZFR005226	FG 3/8 - MI 22X150
ZFR005220	FG 1/2 - MI 16X150
ZFR005227	FG 1/2 - MI 22X150

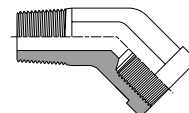


Référence

MALE GAZ CONIQUE - FEMELLE GAZ CYLINDRIQUE (WHITWORTH) À 45°

45° elbow BSP tapered male - BSP parallel female (whitworth)

MC - FG 45°

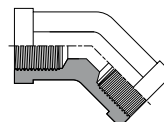


ZFR004810	MC 1/4 - FG 1/4 45°
ZFR004811	MC 3/8 - FG 3/8 45°
ZFR005435	MC 3/4 - FG 3/4 45°

FEMELLE GAZ CYLINDRIQUE - FEMELLE GAZ CYLINDRIQUE (WHITWORTH) À 45°

45° elbow BSP parallel female - BSP parallel female (whitworth)

FG - FG 45°

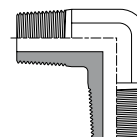


ZFR004736	FG 3/8 - FG 3/8 45°
ZFR004737	FG 1/2 - FG 1/2 45°

MALE GAZ CONIQUE - MALE GAZ CONIQUE (WHITWORTH) À 90°

90° elbow BSP tapered male - BSP tapered male (whitworth)

MC - MC 90°

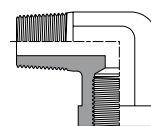


A560707-02-02	MC 1/8 - MC 1/8 90°
A560707-04-04	MC 1/4 - MC 1/4 90°
A560707-06-06	MC 3/8 - MC 3/8 90°
A560707-08-08	MC 1/2 - MC 1/2 90°
A560707-12-12	MC 3/4 - MC 3/4 90°
ZFR004773	MC 1" - MC 1" 90°

MALE GAZ CONIQUE - FEMELLE GAZ CYLINDRIQUE (WHITWORTH) À 90°

90° elbow BSP tapered male - BSP parallel female (whitworth)

MC - FG 90°



ZFR004803	MC 1/8 - FG 1/8 90°
ZFR004804	MC 1/4 - FG 1/4 90°
ZFR004805	MC 3/8 - FG 3/8 90°

BSP ADAPTORS - ADAPTEURS GAZ



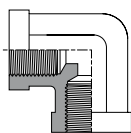
Référence

ZFR004806	MC 1/2 - FG 1/2 90°
ZFR004807	MC 3/4 - FG 3/4 90°
ZFR004808	MC 1" - FG 1" 90°

FEMELLE GAZ CYLINDRIQUE - FEMELLE GAZ CYLINDRIQUE (WHITWORTH) À 90°

90° elbow BSP parallel female - BSP parallel female (whitworth)

FG - FG 90°

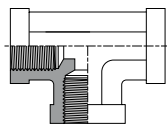


ZFR004727	FG 1/8 - FG 1/8 90°
A570404-04-04	FG 1/4 - FG 1/4 90°
A570404-06-06	FG 3/8 - FG 3/8 90°
A570404-08-08	FG 1/2 - FG 1/2 90°
A570404-12-12	FG 3/4 - FG 3/4 90°
A570404-16-16	FG 1" - FG 1" 90°
ZFR004733	FG 1"1/4 - FG 1"1/4 90°

TE FEMELLE GAZ CYLINDRIQUE (WHITWORTH)

Tee piece BSP parallel female (whitworth)

TFG

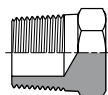


ZFR004741	TFG 1/8
A730404-04-04	TFG 1/4
A730404-06-06	TFG 3/8
A730404-08-08	TFG 1/2
A730404-12-12	TFG 3/4
A730404-16-16	TFG 1"

BOUCHON MALE GAZ CONIQUE (WHITWORTH)

BSP tapered male plug (whitworth)

BM CO



A400700-02	BM CO 1/8
A400700-04	BM CO 1/4
A400700-06	BM CO 3/8
A400700-08	BM CO 1/2
A400700-12	BM CO 3/4
A400700-16	BM CO 1"
ZFR017783	BM CO 1"1/4
ZFR017777	BM CO 1"1/2

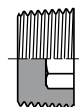


Référence

BOUCHON MALE GAZ CONIQUE SANS TETE (WHITWORTH)

BSP tapered male plug without head (whitworth)

BM CO ST

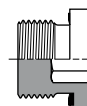


ZFR021110	BM CO 1/8 ST
ZFR021111	BM CO 1/4 ST
A400700E-06	BM CO 3/8 ST
ZFR021113	BM CO 1/2 ST
ZFR021114	BM CO 3/4 ST
ZFR021115	BM CO 1" ST
ZFR033330	BM CO 1"1/4 ST

BOUCHON MALE GAZ CYLINDRIQUE (WHITWORTH), AVEC JOINT ELASTOMERE

BSP parallel male plug (whitworth), with elastomer seal

BM CYL



ZFR005536	BM CYL 1/8
ZFR005537	BM CYL 1/4
ZFR005538	BM CYL 3/8
ZFR005539	BM CYL 1/2
ZFR005540	BM CYL 3/4
ZFR005541	BM CYL 1"
ZFR021108	BM CYL 1"1/4
ZFR021109	BM CYL 1"1/2

BOUCHON FEMELLE GAZ CYLINDRIQUE (WHITWORTH)

BSP parallel female plug (whitworth)

BFG



ZFR017785	BFG 3/8
ZFR017786	BFG 1/2
A410400-12	BFG 3/4
A410400-16	BFG 1"

ADAPTEURS BRIGGS - NPT ADAPTORS

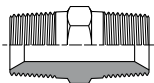


Référence

MALE BRIGGS - MALE BRIGGS (NPT)

NPT male - NPT male

MB - MB

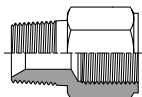


ZFR006799	MB 1/8 - MB 1/8
ZFR006800	MB 1/8 - MB 1/4
ZFR006801	MB 1/4 - MB 1/4
A502828-04-06	MB 1/4 - MB 3/8
ZFR008301	MB 1/4 - MB 1/2
A502828-06-06	MB 3/8 - MB 3/8
A502828-06-08	MB 3/8 - MB 1/2
ZFR006805	MB 1/2 - MB 1/2
A502828-08-12	MB 1/2 - MB 3/4
A502828-12-12	MB 3/4 - MB 3/4
ZFR006808	MB 3/4 - MB 1"
ZFR006809	MB 1" - MB 1"
ZFR008302	MB 1" - MB 1 1/4
ZFR008303	MB 1 1/4 - MB 1 1/4
ZFR008305	MB 1 1/2 - MB 1 1/2
ZFR008306	MB 2" - MB 2"

MALE BRIGGS - FEMELLE BRIGGS (NPT)

NPT male - NPT female

MB - FB

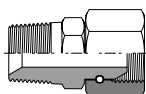


ZFR006817	MB 1/8 - FB 1/8
A522834-04-02	MB 1/4 - FB 1/8
ZFR006819	MB 1/4 - FB 1/4
ZFR006820	MB 3/8 - FB 1/8
A522834-06-04	MB 3/8 - FB 1/4
ZFR006822	MB 3/8 - FB 3/8
ZFR006823	MB 1/2 - FB 1/8
A522834-08-04	MB 1/2 - FB 1/4
A522834-08-06	MB 1/2 - FB 3/8
ZFR006826	MB 1/2 - FB 1/2
ZFR006827	MB 3/4 - FB 1/4
ZFR006828	MB 3/4 - FB 3/8

MALE BRIGGS (NPT) - FEMELLE NPSM

NPT male - NPSM female

MB - FNPSM



ZFR004882	MB 3/4 - FNPSM 1/2
ZFR004888	MB 3/4 - FNPSM 3/4
ZFR004891	MB 1" - FNPSM 1"

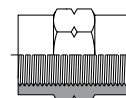


Référence

FEMELLE BRIGGS - FEMELLE BRIGGS (NPT)

NPT female - NPT female

FB - FB

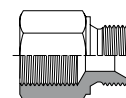


A513434-02-02	FB 1/8 - FB 1/8
ZFR006831	FB 1/4 - FB 1/8
A513434-04-04	FB 1/4 - FB 1/4
ZFR006833	FB 3/8 - FB 1/4
A513434-06-06	FB 3/8 - FB 3/8
ZFR006835	FB 1/2 - FB 3/8
A513434-08-08	FB 1/2 - FB 1/2
ZFR006837	FB 3/4 - FB 3/4
A513434-16-16	FB 1" - FB 1"
ZFR010008	FB 1 1/4 - FB 1 1/4
ZFR010009	FB 1 1/2 - FB 1 1/2

FEMELLE BRIGGS (NPT) - MALE ISO

NPT female - ISO male

FB - MI

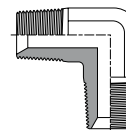


ZFR005217	FB 1/4 - MI 16X150
ZFR005223	FB 1/4 - MI 22X150
ZFR005224	FB 3/8 - MI 22X150

MALE BRIGGS - MALE BRIGGS (NPT) À 90°

90° elbow NPT male - NPT male

MB - MB 90°



ZFR006810	MB 1/8 - MB 1/8 90°
ZFR006811	MB 1/4 - MB 1/4 90°
ZFR006812	MB 3/8 - MB 3/8 90°
ZFR006813	MB 1/2 - MB 1/2 90°

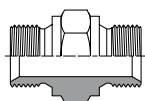


Référence

MALE DIN - MALE DIN

DIN male - DIN male

MD - MD

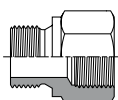


ZFR004898	MD 12 - MD 12
ZFR004899	MD 12 - MD 14
ZFR004900	MD 14 - MD 14
ZFR004901	MD 14 - MD 16
ZFR004902	MD 16 - MD 16
ZFR004903	MD 16 - MD 18
ZFR004904	MD 18 - MD 18
ZFR004905	MDCT 22 - MDCT 22
ZFR004906	MD 26 - MD 26
ZFR004907	MD 30 - MD 30
ZFR004908	MD 38 - MD 38

MALE ISO - FEMELLE ISO

ISO male - ISO female

MI - FI

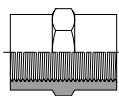


ZFR029436	MI 10X100 - FI 10X100
ZFR005221	MI 16X150 - FI 22X150
ZFR005228	MI 22X150 - FI 16X150

FEMELLE ISO - FEMELLE ISO

ISO female - ISO female

FI - FI



ZFR005241	FI 22X150 - FI 22X150
-----------	-----------------------



Référence

BOUCHON MALE METRIQUE,
AVEC JOINT ELASTOMERE

Metric male plug, with elastomer seal

BM MET



ZFR021083	BM MET 10X100
ZFR021084	BM MET 12X150
ZFR021085	BM MET 14X150
ZFR005542	BM MET 16X150
ZFR005543	BM MET 18X150
ZFR010019	BM MET 20X150
ZFR005544	BM MET 22X150
ZFR021086	BM MET 26X150
ZFR021087	BM MET 27X200
ZFR021088	BM MET 33X200
ZFR021089	BM MET 42X200***
ZFR021090	BM MET 48X200***

ADAPTEURS AGRICOLES - AGRICULTURAL ADAPTORS

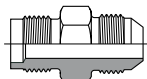


Référence

MALE VALVE AGRICOLE - MALE JIC

Trailer coupling male - JIC male

MVA - MJ

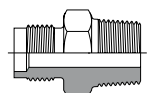


- ZFR005963 MVA 18 - MJ 1/2
- ZFR005147 MVA 18 - MJ 9/16
- ZFR005964 MVA 18 - MJ 3/4

MALE VALVE AGRICOLE - MALE GAZ CONIQUE (WHITWORTH)

Trailer coupling male - BSP tapered male (whitworth)

MVA - MC

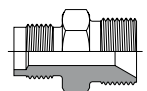


- ZFR005146 MVA 18 - MC 1/4
- ZFR004946 MVA 18 - MC 3/8
- ZFR004945 MVA 18 - MC 1/2

MALE VALVE AGRICOLE - MALE DIN

Trailer coupling male - DIN male

MVA - MD

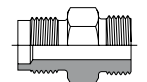


- ZFR007900 MVA 18 - MD 18
- ZFR005962 MVA 18 - MD 22
- ZFR004934 MVA 24 - MD 16

MALE VALVE AGRICOLE - MALE SAE

Trailer coupling male - SAE male

MVA - MS



- ZFR005965 MVA 18 - MS 3/4
- ZFR005966 MVA 18 - MS 7/8

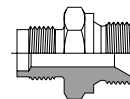


Référence

MALE VALVE AGRICOLE - MALE BSPCT (WHITWORTH)

Trailer coupling male - BSP parallel male (whitworth)

MVA - MBSPCT

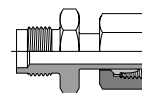


- ZFR021780 MVA 18 - MBSPCT 3/8
- ZFR005150 MVA 18 - MBSPCT 1/2

MALE VALVE AGRICOLE - ADAPTEUR TOURNANT

Trailer coupling male - equipped standpipe

MVA - AT

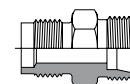


- ZFR004948 MVA 18 - AT 12
- ZFR004949 MVA 18 - AT 13

MALE VALVE AGRICOLE - UNION MALE

Trailer coupling male - male stud coupling

MVA - UM

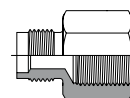


- ZFR017819 MVA 18 - UM 08
- ZFR004936 MVA 18 - UM 10
- ZFR004937 MVA 18 - UM 12
- ZFR004938 MVA 18 - UM 13
- ZFR005961 MVA 18 - UM 15
- ZFR004939 MVA 18 - UM 17
- ZFR004932 MVA 24 - UM 12
- ZFR004933 MVA 24 - UM 13
- ZFR005959 MVA 24 - UM 14
- ZFR004935 MVA 24 - UM 17

MALE VALVE AGRICOLE - FEMELLE VALVE AGRICOLE

Trailer coupling male - trailer coupling female

MVA - FVA



- ZFR004941 MVA 18 - FVA 18
- ZFR005960 MVA 24 - FVA 18

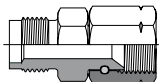


Référence

MALE VALVE AGRICOLE - FEMELLE JIC

Trailer coupling male - JIC female

MVA - FJ

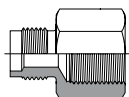


ZFR004942 MVA 18 - FJ 3/4

MALE VALVE AGRICOLE - FEMELLE GAZ
CYLINDRIQUE (WHITWORTH)

Trailer coupling male - BSP parallel female (whitworth)

MVA - FG

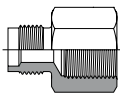


ZFR005967 MVA 18 - FG 1/4
ZFR004943 MVA 18 - FG 3/8
ZFR004944 MVA 18 - FG 1/2

MALE VALVE AGRICOLE - FEMELLE SAE

Trailer coupling male - SAE female

MVA - FS

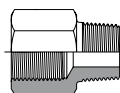


ZFR004950 MVA 18 - FS 3/4
ZFR005968 MVA 18 - FS 7/8

FEMELLE VALVE AGRICOLE - MALE GAZ
CONIQUE (WHITWORTH)

Trailer coupling female - BSP tapered male (whitworth)

FVA - MC

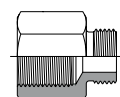


ZFR004951 FVA 18 - MC 3/8
ZFR004952 FVA 18 - MC 1/2

FEMELLE VALVE AGRICOLE - MALE SAE

Trailer coupling female - SAE male

FVA - MS



ZFR005991 FVA 18 - MS 3/4
ZFR005992 FVA 18 - MS 7/8

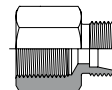


Référence

FEMELLE VALVE AGRICOLE - UNION MALE

Trailer coupling female - male stud coupling

FVA - UM

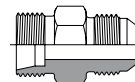


ZFR004957 FVA 18 - UM 13
ZFR004958 FVA 18 - UM 17

UNION MALE - MALE JIC

Male stud coupling - JIC male

UM - MJ

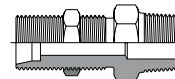


ZFR005005 UM 13 - MJ 3/4

UNION MALE - MALE GAZ CONIQUE
(WHITWORTH) DE CLOISON

Male stud coupling - bulkhead BSP tapered male (whitworth)

UM - MC CL

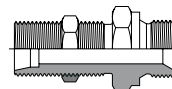


ZFR018202 UM 12 - MC 3/8 CL
ZFR018204 UM 12 - MC 1/2 CL
ZFR005985 UM 13 - MC 1/2 CL
ZFR017818 UM 15 - MC 1/2 CL

UNION MALE - MALE GAZ CYLINDRIQUE
(WHITWORTH) DE CLOISON

Male stud coupling - bulkhead BSP parallel male (whitworth)

UM - MG CYL CL



ZFR005986 UM 13 - MG 3/8 CYL CL
ZFR005987 UM 17 - MG 1/2 CYL CL

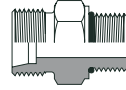
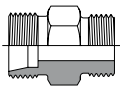
ADAPTEURS AGRICOLES - AGRICULTURAL ADAPTORS



Référence

UNION MALE - MALE SAE
Male stud coupling - SAE male

UM - MS



(*) avec joint torique/O-ring seat type

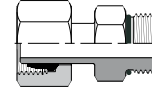
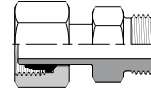
ZFR005970	UM 10 - MS 3/4 (*)
ZFR005972	UM 12 - MS 3/4 (*)
ZFR005006	UM 13 - MS 9/16 (*)
ZFR005007	UM 13 - MS 3/4
ZFR004999	UM 13 - MS 7/8 (*)



Référence

ADAPTEUR TOURNANT - MALE SAE
Equipped standpipe - SAE male

AT - MS

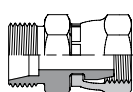
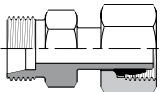


(*) avec joint torique/O-ring seat type

ZFR017979	AT 12 - MS 3/4 (*)
ZFR005498	AT 13 - MS 9/16 (*)
ZFR005499	AT 13 - MS 3/4
ZFR005500	AT 13 - MS 7/8

UNION MALE - ADAPTEUR TOURNANT
Male stud coupling - equipped standpipe

UM - AT



(*) avec écrou presserti
crimped back nut

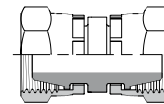
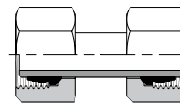


(**) avec écrou à jonc, joint torique
thrust-wire nut, O-ring

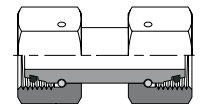
ZFR017639	UM 08 - AT 13
ZFR017658	UM 10 - AT 13
ZFR028940	ADR 12/10 L OR NU (**)
ZFR017657	UM 12 - AT 10
ZFR010010	UM 12 - AT 12
ZFR014629	UM 12 - AT 13 (*)
ZFR004992	UM 12 - AT 17
ZFR017665	UM 13 - AT 10
ZFR014380	UM 13 - AT 12
ZFR006883	UM 13 - AT 13
ZFR004996	UM 13 - AT 15
ZFR017550	UM 13 - AT 17
ZFR028934	ADR 15/08 L OR NU (**)
ZFR028941	ADR 15/10 L OR NU (**)
ZFR028947	ADR 15/12 L OR NU (**)
ZFR017554	UM 15 - AT 12
ZFR005509	UM 15 - AT 13 (*)
ZFR017664	UM 15 - AT 15
ZFR005516	UM 15 - AT 17
ZFR017553	UM 17 - AT 12
ZFR005440	UM 17 - AT 13
ZFR017663	UM 17 - AT 15
ZFR005517	UM 17 - AT 17

ADAPTEUR TOURNANT - ADAPTEUR TOURNANT
Equipped standpipe - equipped standpipe

AT - AT



* écrou presserti

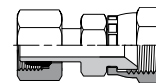


** avec joint O'ring

ZFR017646	AT 08 - AT 08
ZFR017650	AT 10 - AT 10
ZFR017651	AT 10 - AT 12
ZFR017652	AT 10 - AT 13
ZFR051969	AT 12 - AT 12 L OR (**)
ZFR005510	AT 13 - AT 12
ZFR005511	AT 13 - AT 13 (*)
ZFR005528	AT 13 - AT 15
ZFR005512	AT 13 - AT 17
ZFR014806	AT 15 - AT 12
ZFR051970	AT 15 - AT 15 L OR (**)
ZFR005526	AT 15 - AT 17
ZFR005513	AT 17 - AT 17 (*)

ADAPTEUR TOURNANT - FEMELLE JIC
Equipped standpipe - JIC female

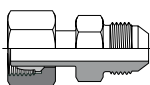
AT - FJ



ZFR005501	AT 13 - FJ 9/16
ZFR006632	AT 13 - FJ 3/4
ZFR017710	AT 13 - FJ 7/8

ADAPTEUR TOURNANT - MALE JIC
Equipped standpipe - JIC male

AT - MJ



ZFR005497	AT 13 - MJ 3/4
ZFR005979	AT 13 - MJ 7/8

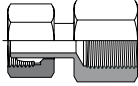


Référence

ADAPTEUR TOURNANT - FEMELLE GAZ
CYLINDRIQUE (WHITWORTH)

Equipped standpipe - BSP parallel female (whitworth)

AT - FG



ZFR017660	AT 12 - FG 1/2
ZFR005507	AT 13 - FG 1/2
ZFR005502	AT 13 - FG 3/4
ZFR018043	AT 15 - FG 1/2

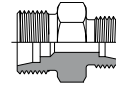


Référence

UNION DOUBLE DE REDUCTION

Reducing adaptor

UDR

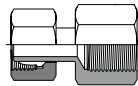


ZFR004959	UDR 13-12
ZFR004960	UDR 13-15
ZFR005978	UDR 13-17
ZFR004963	UDR 17-12
ZFR004965	UDR 17-15

ADAPTEUR TOURNANT - FEMELLE SAE

Equipped standpipe - SAE female

AT - FS

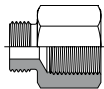


ZFR005503	AT 13 - FS 3/4
-----------	----------------

MALE SAE - FEMELLE GAZ
CYLINDRIQUE (WHITWORTH)

SAE male - BSP parallel female (whitworth)

MS - FG

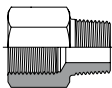


ZFR005989	MS 3/4 - FG 3/8
ZFR017767	MS 7/8 - FG 1/2

FEMELLE SAE - MALE GAZ CONIQUE
(WHITWORTH)

SAE female - BSP tapered male (whitworth)

FS - MC



ZFR004983	FS 7/8 - MC 1/2
-----------	-----------------

COUPLEURS, VALVES et ROBINETS - COUPLINGS and BALL VALVES

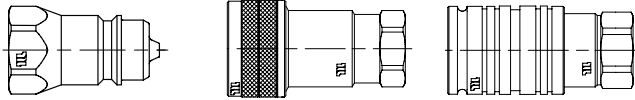


Référence

COUPLEUR À CLAPET, MALE ET FEMELLE
SIMPLE ET DOUBLE DÉCLENCHEMENT

*Quick release coupling, poppet type,
male, and female, one way and two ways release*

CCM - CCF - CCF DD



- Q00211041A-04-04 CCM 1/4 ISO A
- Q00211041A-06-06 CCM 3/8 ISO A
- Q00211041A-08-08 CCM 1/2 ISO A
- Q00211041A-12-12 CCM 3/4 ISO A
- Q00211041A-16-16 CCM 1" ISO A
- Q00211041A-20-20 CCM 1"1/4 ISO A
- Q00211041A-24-24 CCM 1"1/2 ISO A
- Q00211041A-32-32 CCM 2" ISO A

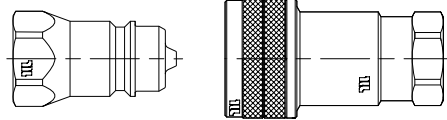
- Q00811041A-04-04 CCF 1/4 ISO A
- Q00811041A-06-06 CCF 3/8 ISO A
- Q00811041A-08-08 CCF 1/2 ISO A
- Q00811041A-12-12 CCF 3/4 ISO A
- Q00811041A-16-16 CCF 1" ISO A
- Q00811041A-20-20 CCF 1"1/4 ISO A
- Q00811041A-24-24 CCF 1"1/2 ISO A
- Q00811041A-32-32 CCF 2" ISO A



Référence

COUPLEUR À CLAPET, MALE ET FEMELLE
*Quick release coupling, poppet type,
male and female*

CCM - CCF CG



- Q02911041A-04-04 CCM 1/4 N
- Q02911041A-06-06 CCM 3/8 N
- Q02911041A-12-12 CCM 3/4 N
- Q02911041B-16-16 CCM 1" N
- Q02911041A-20-20 CCM 1"1/4 N
- Q02911041A-24-24 CCM 1"1/2 N

- Q03211041A-04-04 CCF 1/4 N
- Q03211041A-06-06 CCF 3/8 N
- Q03211041A-12-12 CCF 3/4 N
- Q03211041B-16-16 CCF 1" N
- Q03211041A-20-20 CCF 1"1/4 N
- Q03211041A-24-24 CCF 1"1/2 N

COUPLEUR À BILLE, MALE ET FEMELLE
Quick release coupling, ball type, male and female

CM - CF



- Q03010041A-04-04 CM 1/4 N
- Q03010041A-06-06 CM 3/8 N
- Q00310041A-08-08 CM 1/2 ISO A
- Q03010041A-12-12 CM 3/4 N
- Q03010041A-16-16 CM 1" N

- Q03311041A-04-04 CF 1/4 N
- Q03311041A-06-06 CF 3/8 N
- Q00911041A-08-08 CF 1/2 ISO A
- Q03311041A-12-12 CF 3/4 N
- Q03311041A-16-16 CF 1" N

COUPLEUR À CLAPET, MALE ET FEMELLE
DOUBLE DÉCLENCHEMENT SOUS PRESSION

*Quick release coupling, poppet type,
male and female, two ways release under pressure*

CCM - CCF DDSP 200

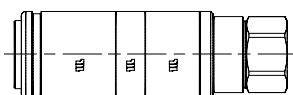


- Q00611041A-08-08 CCM 1/2 DDSP 200 ISO A
- Q01511041A-08-08 CCF 1/2 DDSP 200 ISO A

COUPLEUR À CLAPET, FEMELLE, LONG,
DOUBLE DÉCLENCHEMENT SOUS PRESSION

*Quick release coupling, poppet type, female,
long, two ways release under pressure*

CCF LG DDSP



- Q01911041A-08-08 CCF 1/2 LG DDSP FG 1/2 ISO A
- Q01911190A-08-22 CCF 1/2 LG DDSP M22X150 ISO A
- Q01811230A-08-08 CCF 1/2 LG DDSP MJ 3/4 CL ISO A

COUPLEUR À PASSAGE LIBRE, MALE ET FEMELLE
Quick release coupling, free flow type, male and female

CPLM FG - CPLF FG



- Q03710041A-04-04 CPLM FG 1/4
- Q03710041A-06-06 CPLM FG 3/8
- Q03710041A-08-08 CPLM FG 1/2

- Q03811041A-04-04 CPLF FG 1/4
- Q03811041A-06-06 CPLF FG 3/8
- Q03811041A-08-08 CPLF FG 1/2



Référence

**BOUCHON PLASTIQUE MALE ET FEMELLE
POUR COUPLEUR À CLAPET ET À BILLE**

*Male and female plastic plug for poppet type
and ball type quick release coupling*

BPCM - BPCF



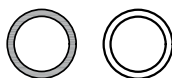
Q1A4B00R-04	BPCM 1/4
Q1A4B00R-06	BPCM 3/8
Q1A0B00R-08	BPCM 1/2
Q1A0B00R-12	BPCM 3/4
Q1A0B00R-16	BPCM 1"

Q1A5B00R-04	BPCF 1/4
Q1A5B00R-06	BPCF 3/8
Q1A1B00R-08	BPCF 1/2
Q1A1B00R-12	BPCF 3/4
Q1A1B00R-16	BPCF 1"

**JOINT POUR COUPLEUR
À CLAPET ET À BILLE**

Seal for poppet type and ball type quick release coupling

JCCF - JCF



Q1A5013N-04	JCCF 1/4
Q1A5013N-06	JCCF 3/8
Q1A1013N-08	JCCF 1/2
Q1A1013N-12	JCCF 3/4
Q1A1013N-16	JCCF 1"

ZFR005036	JCF 1"
-----------	--------

**COUPLEUR À CLAPET,
MALE ET FEMELLE "GROMELLE"**

*"GROMELLE" quick release coupling,
poppet type, male et femelle*

CCM GROM - CCF GROM



ZFR010022	CCM 1/4 GROM
ZFR006761	CCM 3/8 GROM
ZFR010023	CCM 1/2 GROM
ZFR010024	CCM 3/4 GROM
ZFR010025	CCM 1" GROM
ZFR013615	CCM 1 1/4 GROM

ZFR010026	CCF 1/4 GROM
ZFR006762	CCF 3/8 GROM



Référence

ZFR010027	CCF 1/2 GROM
ZFR010028	CCF 3/4 GROM
ZFR010029	CCF 1" GROM
ZFR013614	CCF 1 1/4 GROM

**COUPLEUR À PASSAGE LIBRE INTÉGRAL,
MALE ET FEMELLE "GROMELLE"**

*"GROMELLE" quick release coupling,
free flow type, male and female*

CPLM GROM - CPLF FG GROM



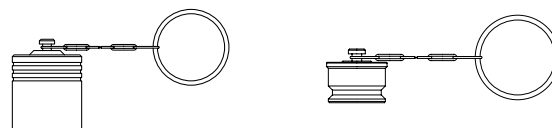
ZFR013798	CPLM FG 1/8 GROM
ZFR005074	CPLM FG 1/4 GROM
ZFR005075	CPLM FG 3/8 GROM
ZFR021097	CPLM FG 1/2 GROM
ZFR006410	CPLM FG 3/4 GROM
ZFR013814	CPLM FG 1" GROM

ZFR013797	CPLF FG 1/8 GROM
ZFR005076	CPLF FG 1/4 GROM
ZFR005077	CPLF FG 3/8 GROM
ZFR021098	CPLF FG 1/2 GROM
ZFR006411	CPLF FG 3/4 GROM
ZFR013813	CPLF FG 1" GROM

**BOUCHON MALE ET FEMELLE POUR COUPLEUR
CCM, CPLM FG, CCF ET CPLF FG "GROMELLE"**

*Male and female plug for quick release coupling
"GROMELLE" CCM, CPLM FG, CCF and CPLF FG*

BPCM GROM - BPCF GROM



ZFR013621	BPCM 1/8 GROM
ZFR013623	BPCM 1/4 GROM
ZFR013625	BPCM 3/8 GROM
ZFR013627	BPCM 1/2 GROM
ZFR013629	BPCM 3/4 GROM
ZFR013631	BPCM 1" GROM
ZFR013633	BPCM 1 1/4 GROM

ZFR013620	BPCF 1/8 GROM
ZFR013622	BPCF 1/4 GROM
ZFR013624	BPCF 3/8 GROM
ZFR013626	BPCF 1/2 GROM
ZFR013628	BPCF 3/4 GROM
ZFR013630	BPCF 1" GROM
ZFR013632	BPCF 1 1/4 GROM

COUPLEURS, VALVES et ROBINETS - COUPLINGS and BALL VALVES

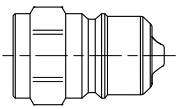


Référence

COUPLEUR COMPATIBLE "TEMA",
MALE ET FEMELLE, SÉRIE "T"
SIMPLE ET DOUBLE DECLENCHEMENT

"T" "TEMA" compatible quick release coupling,
poppet type, male and female, one way and two ways release

CCM CT - CCF CT / CT DDSP



ZFR057861	CCM 1/4 CT
ZFR029514	CCM 3/8 CT
ZFR028168	CCM 1/2 CT
ZFR021074	CCM 3/4 CT
ZFR035807	CCM 1" CT
ZFR057862	CCF 1/4 CT
ZFR062339	CCF 3/8 CT
ZFR028167	CCF 1/2 CT
ZFR021073	CCF 3/4 CT
ZFR035806	CCF 1" CT
ZFR047308	CCM 3/8 CT DDSP
ZFR035069	CCM 1/2 CT DDSP
ZFR044453	CCM 3/4 CT DDSP
ZFR058532	CCM 1" CT DDSP
ZFR053884	CCF 3/8 CT DDSP
ZFR044452	CCF 1/2 CT DDSP
ZFR044454	CCF 3/4 CT DDSP
ZFR058531	CCF 1" CT DDSP

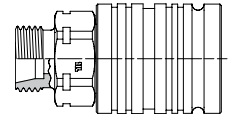
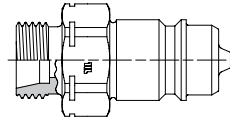


Référence

COUPLEUR À CLAPET, MALE ET FEMELLE,
SPÉCIFIQUE

Specific quick release coupling,
poppet type, male and female

CCM - CCF



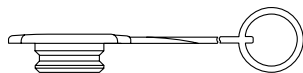
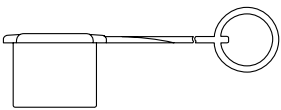
Q00211041L-08-08	CCM 1/2 LONG
Q00211110A-08-16	CCM 1/2 - UM 10 L
Q00211770B-08-16	CCM 1/2 - UM 10 L CL
Q00211110A-08-18	CCM 1/2 - UM 12 L
Q00211110A-08-22	CCM 1/2 - UM 15 L
Q00211770B-08-18	CCM 1/2 - UM 12 L CL
Q00211770B-08-22	CCM 1/2 - UM 15 L CL
Q00211141A-08-18	CCM 1/2 - F18X150
Q00211301A-08-08	CCM 1/2 - FS 3/4
Q00211191A-08-18	CCM 1/2 - F18X150 ISO 6149
Q00211141A-08-22	CCM 1/2 - F22X150 ISO A
Q00211191A-08-22	CCM 1/2 - F22X150 ISO 6149
Q01311041A-08-08	CCF 1/2 DD
Q01311110A-08-16	CCF 1/2 - UM 10 L DD
Q01311110A-08-08	CCF 1/2 - UM 12 L
Q01311110A-08-22	CCF 1/2 - UM 15 L
Q01311770B-08-18	CCF 1/2 - UM 12 L CL
Q01311770B-08-22	CCF 1/2 - UM 15 L CL
Q01311141A-08-18	CCF 1/2 - F18X150
Q00811191A-08-18	CCF 1/2 - F18X150 ISO 6149
Q00811191A-08-22	CCF 1/2 - F22X150
Q01311141A-08-22	CCF 1/2 - F22X150 DD ISO A
Q01311301A-08-08	CCF 1/2 - FS 3/4

COUPLEURS
Quick couplings

BOUCHON MALE ET FEMELLE
POUR COUPLEUR COMPATIBLE "TEMA", SÉRIE "T"

"T" male and female plug for quick release coupling,
"TEMA" compatible

BPCM CT - BPCF CT

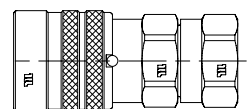
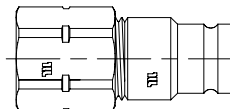


ZFR157693	BPCM 1/4 CT
ZFR065931	BPCM 3/8 CT
ZFR091163	BPCM 1/2 CT
ZFR154086	BPCM 3/4 CT
ZFR075031	BPCM 1" CT
ZFR157692	BPCF 1/4 CT
ZFR065930	BPCF 3/8 CT
ZFR045988	BPCF 1/2 CT
ZFR067045	BPCF 3/4 CT
ZFR075030	BPCF 1" CT

COUPLEUR FACE PLANE
ANTI-POLLUTION, MALE ET FEMELLE

Flat-face coupling, clean break type,
male and female

CMAF FG - CFAP FG



Q03911041A-04-04	CMAF 1/4 - FG 1/4
Q03911041A-06-06	CMAF 3/8 - FG 3/8
Q03911041A-06-08	CMAF 3/8 - FG 1/2
Q03911041A-08-12	CMAF 1/2 - FG 3/4
Q04311041A-10-12	CMAF 5/8 - FG 3/4
Q03911041A-12-16	CMAF 3/4 - FG 1"
Q03911041A-16-20	CMAF 1" - FG 1"1/4
Q04111041A-04-04	CFAP 1/4 - FG 1/4
Q04111041A-06-06	CFAP 3/8 - FG 3/8
Q04111041A-06-08	CFAP 3/8 - FG 1/2
Q04111041A-08-12	CFAP 1/2 - FG 3/4
Q044110041A-10-12	CFAP 5/8 - FG 3/4
Q04111041A-12-16	CFAP 3/4 - FG 1"
Q04111041A-16-20	CFAP 1" - FG 1"1/4

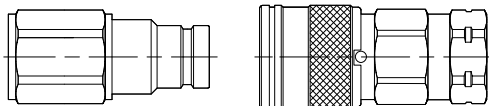


Référence

COUPLEUR FACE PLANE
ANTI-POLLUTION, MALE ET FEMELLE

*Flat-face coupling, clean break type,
male and female*

CMAP FG - CFAP FG



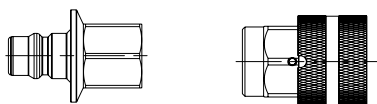
Q04311041A-06-06	CMAP 3/8 - FG 3/8HP
Q04311041A-06-08	CMAP 3/8 - FG 1/2 HP
Q04311041A-08-12	CMAP 1/2 - FG 3/4 HP
Q04311041A-10-12	CMAP 5/8 - FG 3/4 HP
Q04311041A-12-16	CMAP 3/4 - FG 1" HP
Q04311041A-16-20	CMAP 1" - FG 1"1/4 HP

Q04411041A-06-06	CFAP 3/8 - FG 3/8 HP
Q04411041A-06-08	CFAP 3/8 - FG 1/2 HP
Q04411041A-08-12	CFAP 1/2 - FG 3/4 HP
Q04411041A-10-12	CFAP 5/8 - FG 3/4 HP
Q04411041A-12-16	CFAP 3/4 - FG 1" HP
Q04411041A-16-20	CFAP 1" - FG 1"1/4 HP

COUPLEUR MALE ET FEMELLE,
FEMELLE BRIGGS (NPT) HAUTEPRESSION

*Male and female quick release coupling,
NPT female high pressure*

CPLM FB HP - CPLF FB HP



ZFR154784	CPLM FB 1/2 HP
ZFR154785	CPLF FB 1/2 HP

COUPLEUR FACE PLANE ANTI-POLLUTION,
MALE ET FEMELLE "GROMELLE"

*"GROMELLE" flat-face coupling,
clean break type, male and female*

CMAP GROM - CFAP GROM



ZFR006773	CMAP 3/8 GROM
ZFR006774	CMAP 1/2 GROM
ZFR006775	CMAP 3/4 GROM

ZFR006776	CFAP 3/8 GROM
ZFR006777	CFAP 1/2 GROM
ZFR006778	CFAP 3/4 GROM

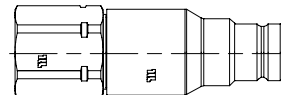


Référence

COUPLEUR FACE PLANE ANTI-POLLUTION,
MALE, CONNECTABLE SOUS PRESSION

*Male flat-face coupling,
connectable under pressure*

CMAP FG CSP

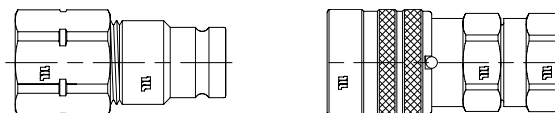


Q04011041A-06-06	CMAP 3/8 - FG 3/8 CSP
Q04011041A-06-08	CMAP 3/8 - FG 1/2 CSP
Q04011041A-08-08	CMAP 1/2 - FG 1/2 CSP
Q04011041A-08-12	CMAP 1/2 - FG 3/4 CSP
Q04011041A-10-12	CMAP 5/8 - FG 3/4 CSP
Q04011041A-12-16	CMAP 3/4 - FG 1" CSP

COUPLEUR FACE PLANE ANTI-POLLUTION,
MALE ET FEMELLE, SPÉCIFIQUE

*Specific flat-face coupling,
clean break type male and female*

CMAP - CFAP



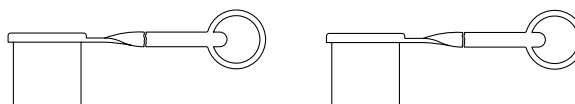
ZFR010686	CMAP 3/4 - UM12 L CL
Q03911770B-08-22	CMAP 3/4 - UM15 L CL
Q03911191A-06-16	CMAP F16X150
Q03911301A-08-10	CMAP 3/4 - FS 7/8
Q03911301A-08-12	CMAP 3/4 - FS 1"1/16

ZFR010685	CFAP 3/4 - UM12 L CL
Q04111770B-08-22	CFAP 3/4 - UM15 L CL
Q04111191A-06-16	CFAP F16X150
Q04111301A-08-10	CFAP 3/4 - FS 7/8
Q04111301A-08-12	CFAP 3/4 - FS 1"1/16

BOUCHON PLASTIQUE MALE ET FEMELLE
POUR COUPLEUR FACE PLANE ANTI-POLLUTION

*Male and female plastic plug
for flat-face coupling, clean break type*

BPCMAP - BPCFAP



Q1A8B00R-06	BPCMAP 1/2-3/8
Q1A8B00R-08	BPCMAP 3/4
Q1A8B00R-12	BPCMAP 1"

Q1A9B00R-06	BPCFAP 1/2-3/8
Q1A9B00R-08	BPCFAP 3/4
Q1A9B00R-12	BPCFAP 1"

COUPLEURS, VALVES et ROBINETS - COUPLINGS and BALL VALVES



Référence

COUPLEUR À VISSER ANTI-POLLUTION,
MALE ET FEMELLE

*Screw coupling, clean break type,
male and female*

CMVAP FG - CFVAP FG



Q06611041A-10-12	CMVAP 5/8 - FG 3/4
Q06611041A-12-16	CMVAP 3/4 - FG 1"
Q06611041A-16-16	CMVAP 1" - FG 1"
Q06611041A-16-20	CMVAP 1" - FG 1 1/4
Q06711041A-10-12	CFVAP 5/8 - FG 3/4
Q06711041A-12-16	CFVAP 3/4 - FG 1"
Q06711041A-16-16	CFVAP 1" - FG 1"
Q06711041A-16-20	CFVAP 1" - FG 1 1/4

COUPLEUR À VISSER, MALE ET FEMELLE

Screw type coupling, male and female

CMV FG - CFV FG



Q05111041A-04-04	CMV 1/4 - FG 1/4
Q05111041A-08-06	CMV 1/2 - FG 3/8
Q05111041A-08-08	CMV 1/2 - FG 1/2
Q05111041A-12-12	CMV 3/4 - FG 3/4
Q05111041A-16-16	CMV 1" - FG 1"
Q05211041A-04-04	CFV 1/4 - FG 1/4
Q05211041A-08-06	CFV 1/2 - FG 3/8
Q05211041A-08-08	CFV 1/2 - FG 1/2
Q05211041A-12-12	CFV 3/4 - FG 3/4
Q05211041A-16-16	CFV 1" - FG 1"

COUPLEUR À VISSER, MALE ET FEMELLE,
RENFORCÉ

Screw type coupling, male and female, reinforced

CMV FG R - CFV FG R



Q06111041A-08-06	CMV 1/2 - FG 3/8 R
Q06111041A-08-08	CMV 1/2 - FG 1/2 R
Q06111041A-12-12	CMV 3/4 - FG 3/4 R
Q06111041A-16-16	CMV 1" - FG 1" R
ZFR020113	CMV 1 1/4 - FG 1 1/4 R
Q06111041A-24-24	CMV 1 1/2 - FG 1 1/2 R



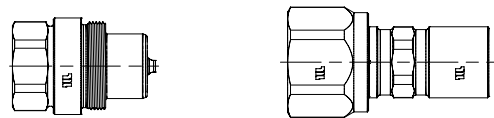
Référence

Q06211041A-08-06	CFV 1/2 - FG 3/8 R
Q06211041A-08-08	CFV 1/2 - FG 1/2 R
Q06211041A-12-12	CFV 3/4 - FG 3/4 R
Q06211041A-16-16	CFV 1" - FG 1" R
ZFR018173	CFV 1 1/4 - FG 1 1/4 R
Q06211041A-24-24	CFV 1 1/2 - FG 1 1/2 R

COUPLEUR À VISSER, MALE ET FEMELLE,

Screw type coupling, male and female

CMV - CFV



Q05311041A-04-04	CMV 1/4 HP
Q05311041A-06-06	CMV 3/8 HP
Q05311041A-08-08	CMV 1/2 HP
Q05311041A-12-12	CMV 3/4 HP
Q05311041A-16-16	CMV 1" HP
Q05311041A-24-24	CMV 1 1/2 HP
Q05411041A-04-04	CFV 1/4 HP
Q05411041A-06-06	CFV 3/8 HP
Q05411041A-08-08	CFV 1/2 HP
Q05411041A-12-12	CFV 3/4 HP
Q05411041A-16-16	CFV 1" HP
Q05411041A-24-24	CFV 1 1/2 HP

BOUCHON PLASTIQUE MALE ET FEMELLE
POUR COUPLEUR À VISSER

*Male and female plastic plug
for screw type coupling*

BPCMV - BPCFV



Q1AIA00R-04	BPCMV 1/4
Q1AIA00R-08	BPCMV 1/2 - 3/8
Q1AIA00R-12	BPCMV 3/4
Q1AIA00R-16	BPCMV 1"
ZFR020259	BPCMV 1 1/4
Q1AJA00R-04	BPCFV 1/4
Q1AJA00R-08	BPCFV 1/2 - 3/8
Q1AJA00R-12	BPCFV 3/4
Q1AJA00R-16	BPCFV 1"
ZFR020258	BPCFV 1 1/4



Référence

COUPLEUR À VISSER,
MALE ET FEMELLE "GROMELLE"
*"GROMELLE" screw type coupling,
male and female*

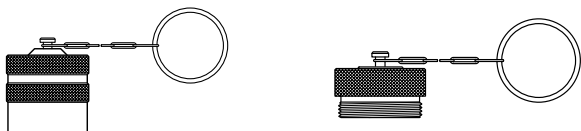
CMV GROM - CFV GROM



ZFR013698	CMV 1/4 GROM
ZFR013701	CMV 3/8 GROM
ZFR013704	CMV 1/2 GROM
ZFR013708	CMV 3/4 GROM
ZFR013711	CMV 1" GROM
ZFR013716	CMV 1"1/4 GROM
ZFR013717	CMV 1"1/2 GROM
ZFR013699	CFV 1/4 GROM
ZFR013702	CFV 3/8 GROM
ZFR013706	CFV 1/2 GROM
ZFR013709	CFV 3/4 GROM
ZFR013712	CFV 1" GROM
ZFR013715	CFV 1"1/4 GROM
ZFR013718	CFV 1"1/2 GROM

BOUCHON MALE ET FEMELLE
POUR COUPLEUR À VISSER "GROMELLE"
*Male and female plug for "GROMELLE"
screw type coupling*

BPCMV GROM - BPCFV GROM



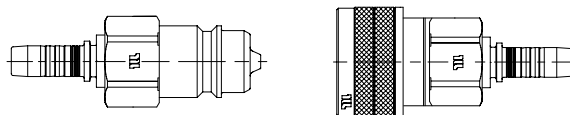
ZFR013723	BPCMV 1/4 GROM
Q1AK100N-06	BPCMV 3/8 GROM
Q1AK100N-08	BPCMV 1/2 GROM
Q1AK100N-12	BPCMV 3/4 GROM
Q1AK100N-16	BPCMV 1" GROM
ZFR013735	BPCMV 1"1/4 GROM
ZFR013737	BPCMV 1"1/2 GROM
ZFR013724	BPCFV 1/4 GROM
Q1AL100N-06	BPCFV 3/8 GROM
Q1AL100N-08	BPCFV 1/2 GROM
Q1AL100N-12	BPCFV 3/4 GROM
Q1AL100N-16	BPCFV 1" GROM
ZFR013734	BPCFV 1"1/4 GROM
ZFR013736	BPCFV 1"1/2 GROM



Référence

EMBOUT AVEC COUPLEUR À CLAPET,
MALE ET FEMELLE,
SIMPLE ET DOUBLE DÉCLENCHEMENT
*Fitting with quick release coupling, poppet type,
male and female, one way release*

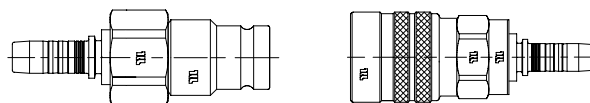
CS CCM - CS CCF - CS CCF DD



Q30211MF1A-08-04	CS 06 CCM 1/2
Q30211MF1A-08-06	CS 10 CCM 1/2
Q30211MF1A-08-08	CS 13 CCM 1/2
Q30811MF1A-08-04	CS 06 CCF 1/2
Q30811MF1A-08-06	CS 10 CCF 1/2
Q30811MF1A-08-08	CS 13 CCF 1/2
Q31311MF1A-08-06	CS 10 CCF 1/2 DD
Q31311MF1A-08-08	CS 13 CCF 1/2 DD

EMBOUT AVEC COUPLEUR FACE PLANE
ANTI-POLLUTION, MALE ET FEMELLE
*Fitting with flat-face coupling, clean break type,
male and female*

CS CMAP - CS CFAP



Q33911MF1A-06-06	CS 10 CMAP 3/8
Q33911MF1A-06-08	CS 13 CMAP 3/8
Q33911MF1A-08-08	CS 13 CMAP 3/4
Q33911MF1A-08-12	CS 19 CMAP 3/4
Q34111MF1A-06-06	CS 10 CFAP 3/8
Q34111MF1A-06-08	CS 13 CFAP 3/8
Q34111MF1A-08-08	CS 13 CFAP 3/4
Q34111MF1A-08-12	CS 19 CFAP 3/4

COUPLEURS
Quick couplings

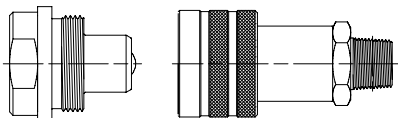


Référence

COUPLEUR À CLAPET, À VISSER,
MALE ET FEMELLE POUR VÉRIN

*Srew type coupling, poppet type, male and female
for hydraulic cylinder*

CMVER - CFVER

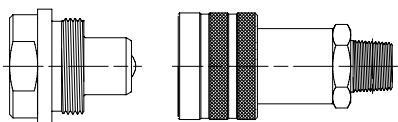


Q05511341B-04-04	CMVER 1/4 NPT - DN 06
Q05510341A-06-04	CMVER 1/4 NPT - DN 10
Q05510341A-06-06	CMVER 3/8 NPT - DN 10
Q05611280B-04-04	CFVER 1/4 NPT - DN 06
Q05611280A-06-04	CFVER 1/4 NPT - DN 10
Q05611280A-06-06	CFVER 3/8 NPT - DN 10

COUPLEUR À BILLE, À VISSER,
MALE ET FEMELLE POUR VÉRIN

*Srew type coupling, ball type, male and female
for hydraulic cylinder*

CMVER - CFVER BILLE

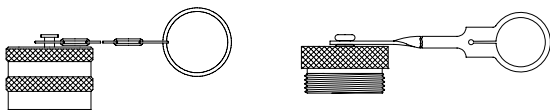


Q05510341C-04-04	CMVER 1/4 NPT - DN 06 BILLE
Q05510341C-06-04	CMVER 1/4 NPT - DN 10 BILLE
Q05510341C-06-06	CMVER 3/8 NPT - DN 10 BILLE
Q05611280C-04-04	CFVER 1/4 NPT - DN 06 BILLE
Q05611280C-06-04	CFVER 1/4 NPT - DN 10 BILLE
Q05611280C-06-06	CFVER 3/8 NPT - DN 10 BILLE

BOUCHON ACIER MALE ET FEMELLE
POUR COUPLEUR VÉRIN

*Male and female steel plug
for hydraulic cylinder coupling*

BCMVER - BCFVER



Q1AM100N-04	BCMVER DN 06
Q1AM100N-06	BCMVER DN 10
Q1AN100N-04	BCFVER DN 06
Q1AN100N-06	BCFVER DN 10

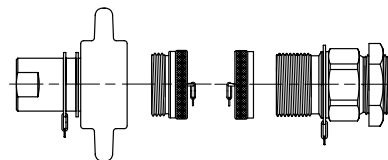


Référence

COUPLEUR CAMION À VISSER,
MOBILE ET FIXE

Screw truck coupling, mobile and fixed

VCRM - VCRF

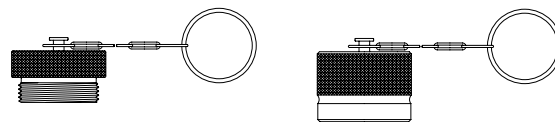


Q05711041S-12-12	VCRM 3/4
Q05711041S-16-16	VCRM 1"
Q05811041T-12-12	VCRF 3/4
Q05811041T-16-16	VCRF 1"

BOUCHON ACIER MALE ET FEMELLE
POUR COUPLEUR CAMION

Male and female steel plug for truck coupling

BPVCRM - BPVCRF

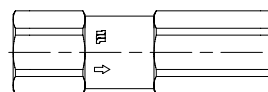


Q1AP100N-12	BPVCRM 3/4
Q1AP100N-16	BPVCRM 1"
Q1AQ100N-12	BPVCRF 3/4
Q1AQ100N-16	BPVCRF 1"

CLAPET ANTI-RETOUR

Non return valve

CAR



Q2A2100404A-04-04	CAR 1/4
Q2A2100404A-06-06	CAR 3/8
Q2A2100404A-08-08	CAR 1/2
Q2A2100404A-12-12	CAR 3/4
Q2A2100404A-16-16	CAR 1"

CLAPET ANTI-RETOUR FEMELLE GAZ, INOX

Non return valve, gas female, stainless steel

CAR FG I



ZFR009242	CAR FG 1/4 I
ZFR008093	CAR FG 3/8 I
ZFR164860	CAR FG 1/2 I

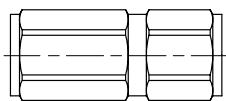


Référence

CLAPET ANTI-RETOUR "GROMELLE"

"GROMELLE" non return valve

CAR GROM

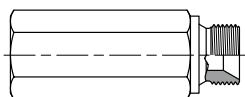


ZFR013539	CAR 1/8 GROM
ZFR013540	CAR 1/4 GROM
ZFR013541	CAR 3/8 GROM
ZFR013542	CAR 1/2 GROM
ZFR013543	CAR 3/4 GROM
ZFR013544	CAR 1" GROM
ZFR013545	CAR 1"1/4 GROM
ZFR013546	CAR 1"1/2 GROM
ZFR013547	CAR 2" GROM

CLAPET PARACHUTE MALE / FEMELLE,
LIVRE AVEC CARTOUCHE

Male / female parachute safety valve
with cartridge

CLAPET PARA MF

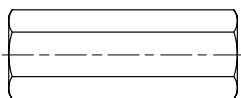


ZFR012156	CLAPET PARA MF 1/4
ZFR006723	CLAPET PARA MF 3/8
ZFR012157	CLAPET PARA MF 1/2
ZFR012158	CLAPET PARA MF 3/4

CLAPET PARACHUTE FEMELLE / FEMELLE,
LIVRE AVEC CARTOUCHE

Female / female parachute safety valve with cartridge

CLAPET PARA FF



ZFR012159	CLAPET PARA FF 1/4
ZFR012160	CLAPET PARA FF 3/8
ZFR012161	CLAPET PARA FF 1/2
ZFR011585	CLAPET PARA FF 3/4

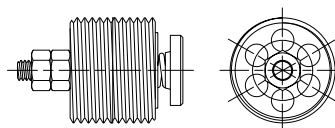


Référence

CARTOUCHE PARACHUTE

Parachute cartridge

CARTOUCHE PARA

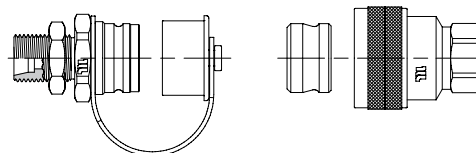


ZFR012162	CARTOUCHE PARA 1/4
ZFR012163	CARTOUCHE PARA 3/8
ZFR012164	CARTOUCHE PARA 1/2
ZFR012165	CARTOUCHE PARA 3/4

VALVE AGRICOLE DE FREINAGE,
COTÉ TRACTEUR ET REMORQUE

Brake agricultural coupling,
tractor and trailer side

VF T - VF R

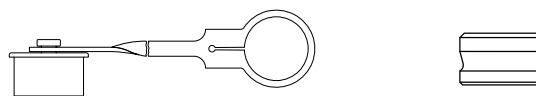


Q04711770A-08-16	VF8T 10
Q04711770A-08-18	VF8T 12
Q04711820A-08-20	VF8T 13
Q04811141A-08-18	VF8R

BOUCHON POUR VALVE AGRICOLE DE FREINAGE,
COTÉ TRACTEUR ET REMORQUE

Plug for brake agricultural coupling,
tractor and trailer side

BVF T - BVF R



Q1AEA00R-08	BVF8T
Q1AF104N-08	BVF8R

COUPLEURS, VALVES et ROBINETS - COUPLINGS and BALL VALVES

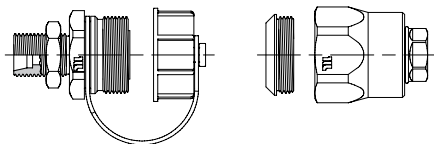


Référence

VALVE AGRICOLE À VISSER,
COTÉ TRACTEUR ET REMORQUE

*Screw type agricultural coupling,
tractor and trailer side*

VT - VR



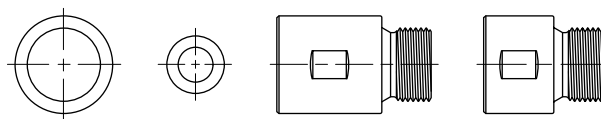
Q04911820A-08-20	V8T
ZFR005079	V8T AR
ZFR005080	V8T 10
Q04911300A-08-08	V8T MS 3/4 J DEERE
Q04911250A-08-08	V8T MJ 3/4 J DEERE
Q04911050A-08-08	V8T M CYL 1/2
ZFR012505	V8T MG 1/2 CYL AR
ZFR006572	V8T MC 1/2 AR
ZFR005090	V8T CCM 1/2
Q04911770A-08-18	V8T 12 RENAULT
Q04911110A-08-18	V8T 12 RENAULT LONGUE
ZFR006706	V8T MD 22 ZETOR LONGUE
Q04911110A-08-22	V8T 15 IH
Q04911041A-08-08	V8T FG 1/2 FIAT
ZFR005707	V8T FG 1/2 AR
Q04911770A-08-22	V8T 15 DEUTZ CL
Q04911770B-08-22	V8T 15 IH LONGUE
ZFR021786	V8T MJ 7/8 CL
Q05011141A-08-18	V8R
ZFR06659	V8R GROM
ZFR005094	V8R AR
ZFR008175	V8R CCF 1/2
ZFR005092	V12T
ZFR005095	V12R



Référence

ACCESSOIRES POUR VALVE AGRICOLE

Accessories for agricultural coupling

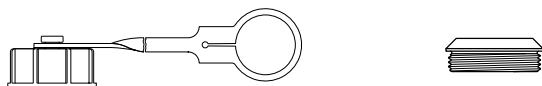


ZFR010914	MG 1/2 CYL - FG 1/2 V8T L44
ZFR014742	MG 1/2 CYL - FG 1/2 V8T L34
ZFR007430	JC V8R

BOUCHON À VISSER POUR VALVE AGRICOLE,
COTÉ TRACTEUR ET REMORQUE

*Screw type plug for agricultural coupling,
tractor and trailer side*

BV T - BV R



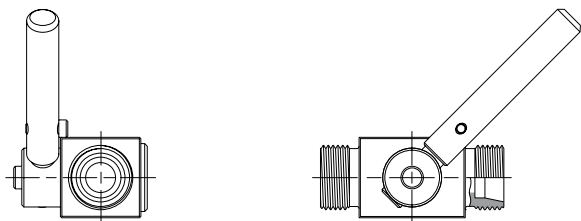
Q1AGA00R-08	BV8T
Q1AH104N-08	BV8R
ZFR005099	BV12T



Référence

ROBINET AGRICOLE 2 VOIES,
À BOISSEAU CYLINDRIQUE, SORTIES MALE
Cylindrical 2 ways agricultural valve, male connections

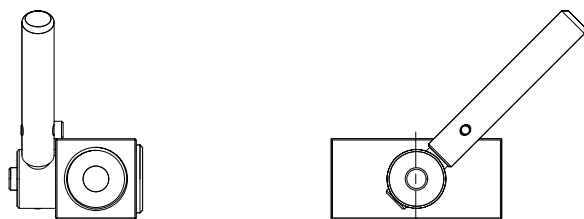
ROB EM



ZFR005113 ROB EM 13
ZFR005114 ROB EM 17

ROBINET AGRICOLE 2 VOIES,
À BOISSEAU CYLINDRIQUE, SORTIES FEMELLE
*Cylindrical 2 ways agricultural valve,
BSP parallel female connections*

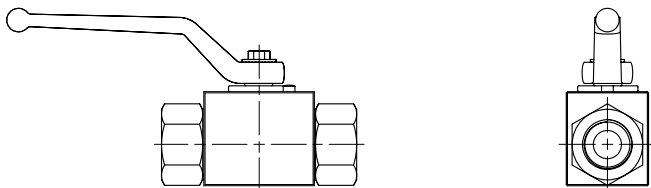
ROB FG



ZFR005115 ROB FG 3/8

ROBINET HAUTE PRESSION 2 VOIES,
À BOISSEAU SPHÉRIQUE, ZINGUÉ BICHROMATÉ
Ball 2 ways high pressure valve, zinc plating

VBS



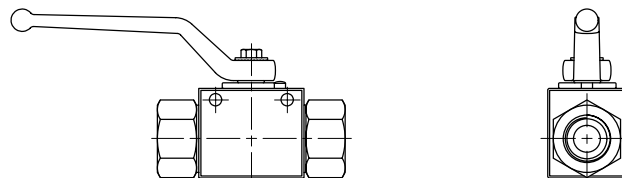
ZFR005117 VBS 1/8
ZFR005120 VBS 1/4
ZFR005122 VBS 3/8
ZFR005124 VBS 1/2
ZFR005118 VBS 3/4
ZFR005121 VBS 1"
ZFR005123 VBS 1 1/4
ZFR005125 VBS 1 1/2
ZFR005119 VBS 2"



Référence

ROBINET HAUTE PRESSION 2 VOIES,
À BOISSEAU SPHÉRIQUE,
ZINGUÉ BICHROMATÉ, PERCÉ
*Ball 2 ways high pressure valve,
zinc plating with mounting holes*

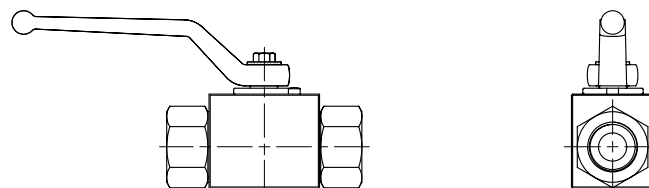
VBS ZBP



ZFR007615 VBS ZBP 1/8
ZFR007616 VBS ZBP 1/4
ZFR007617 VBS ZBP 3/8
ZFR007618 VBS ZBP 1/2
ZFR007619 VBS ZBP 3/4
ZFR007620 VBS ZBP 1"
ZFR007621 VBS ZBP 1 1/4
ZFR007622 VBS ZBP 1 1/2

ROBINET À BOISSEAU SPHÉRIQUE 2 VOIES,
BASSE PRESSION, LAITON NICKELÉ
Ball 2 ways low pressure valve, brass nickel plated

VBS BP



ZFR012089 VBS 1/4 BP
ZFR012090 VBS 3/8 BP
ZFR012091 VBS 1/2 BP
ZFR012092 VBS 3/4 BP
ZFR012093 VBS 1" BP
ZFR012094 VBS 1 1/4 BP
ZFR012095 VBS 1 1/2 BP
ZFR012096 VBS 2" BP
ZFR013253 VBS 2 1/2 BP
ZFR016603 VBS 3" BP
ZFR013254 VBS 4" BP

COUPLEURS, VALVES et ROBINETS - COUPLINGS and BALL VALVES

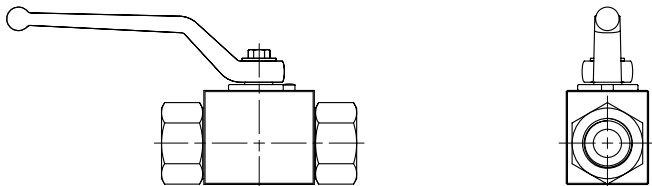


Référence

ROBINET À BOISSEAU SPHÉRIQUE 2 VOIES,
BASSE PRESSION, INOX 316L

Ball 2 ways low pressure valve, stainless steel

VBSI



ZFR008015	VBSI 1/4 BP
ZFR008016	VBSI 3/8 BP
ZFR008017	VBSI 1/2 BP
ZFR008018	VBSI 3/4 BP
ZFR008019	VBSI 1" BP
ZFR008020	VBSI 1"1/4 BP
ZFR008021	VBSI 1"1/2 BP
ZFR008022	VBSI 2" BP
ZFR008023	VBSI 2"1/2 BP
ZFR008024	VBSI 3" BP

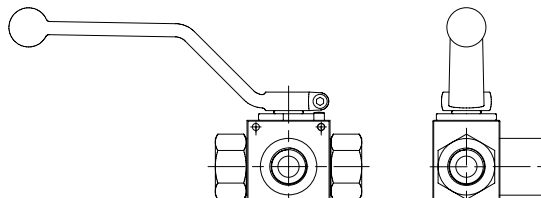


Référence

ROBINET HAUTE PRESSION 3 VOIES,
À BOISSEAU SPHÉRIQUE EN "L",
ZINGUÉ BICHROMATÉ, PERCÉ

*"L" Ball 3 ways high pressure valve, zinc plating
with mounting holes*

RBS 3VL ZBP

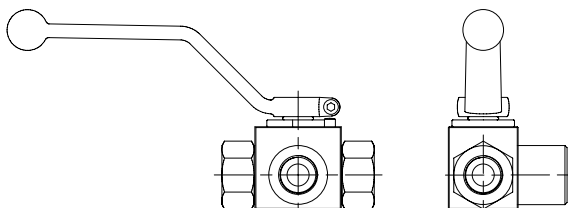


ZFR007624	RBS 3VL ZBP 1/4
ZFR007625	RBS 3VL ZBP 3/8
ZFR007626	RBS 3VL ZBP 1/2
ZFR007627	RBS 3VL ZBP 3/4
ZFR007628	RBS 3VL ZBP 1"

ROBINET HAUTE PRESSION 3 VOIES,
À BOISSEAU SPHÉRIQUE EN "L",
ZINGUÉ BICHROMATÉ

"L" Ball 3 ways high pressure valve, zinc plating

RBS 3VL

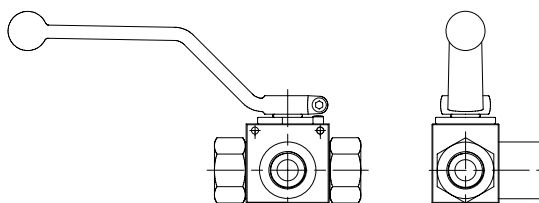


ZFR005131	RBS 3VL 1/4
ZFR005132	RBS 3VL 3/8
ZFR005133	RBS 3VL 1/2
ZFR005134	RBS 3VL 3/4
ZFR005135	RBS 3VL 1"

ROBINET HAUTE PRESSION 3 VOIES,
À BOISSEAU SPHÉRIQUE EN "T",
ZINGUÉ BICHROMATÉ, PERCÉ

*"T" Ball 3 ways high pressure valve, zinc plating
with mounting holes*

RBS 3VT ZBP

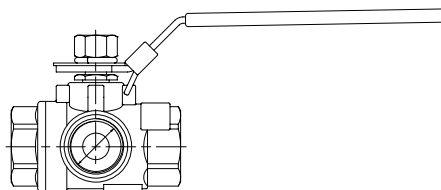


ZFR020920	RBS 3VT ZBP 1/4
ZFR027280	RBS 3VT ZBP 3/8
ZFR028258	RBS 3VT ZBP 1/2
ZFR154248	RBS 3VT ZBP 3/4
ZFR039417	RBS 3VT ZBP 1"

ROBINET À BOISSEAU SPHÉRIQUE 3 VOIES,
EN "L" OU "T", BASSE PRESSION, LAITON NICKELÉ

*"L" or "T" Ball 3 ways low pressure valve,
brass nickel plated*

RBS 3VL BP / RBS 3VT BP



ZFR016604	RBS 3VL 1/4 BP
ZFR016605	RBS 3VL 3/8 BP
ZFR016606	RBS 3VL 1/2 BP
ZFR016614	RBS 3VL 3/4 BP
ZFR016615	RBS 3VL 1" BP



Référence

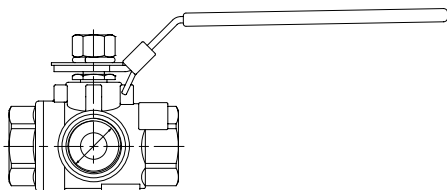
ZFR016616 RBS 3VL 1"1/4 BP
 ZFR016624 RBS 3VL 1"1/2 BP
 ZFR016625 RBS 3VL 2" BP

ZFR016636 RBS 3VT 1/4 BP
 ZFR016686 RBS 3VT 3/8 BP
 ZFR016690 RBS 3VT 1/2 BP
 ZFR016692 RBS 3VT 3/4 BP
 ZFR016694 RBS 3VT 1" BP
 ZFR016695 RBS 3VT 1"1/4 BP
 ZFR016696 RBS 3VT 1"1/2 BP
 ZFR016697 RBS 3VT 2" BP

ROBINET À BOISSEAU SPHÉRIQUE 3 VOIES,
 EN "L" OU "T", BASSE PRESSION, INOX 316L

"L" or "T" Ball 3 ways low pressure valve,
 stainless steel

RBSI 3VL BP / RBSI 3VT BP



ZFR016582 RBSI 3VL 1/4 BP
 ZFR016584 RBSI 3VL 3/8 BP
 ZFR016585 RBSI 3VL 1/2 BP
 ZFR016586 RBSI 3VL 3/4 BP
 ZFR159449 RBSI 3VL 1" BP***
 ZFR016588 RBSI 3VL 1"1/4 BP
 ZFR155698 RBSI 3VL 1"1/2 BP***
 RBSI 3VL 2" BP

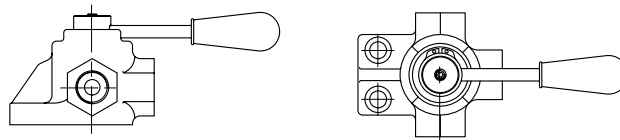
RBSI 3VT 1/4 BP
 ZFR016594 RBSI 3VT 3/8 BP
 ZFR016595 RBSI 3VT 1/2 BP
 ZFR016596 RBSI 3VT 3/4 BP
 ZFR016597 RBSI 3VT 1" BP
 RBSI 3VT 1"1/4 BP
 ZFR171783 RBSI 3VT 1"1/2 BP***
 RBSI 3VT 2" BP



Référence

ROBINET 3 VOIES,
 À BOISSEAU CYLINDRIQUE EN "L"
 "L" cylindrical 3 ways valve

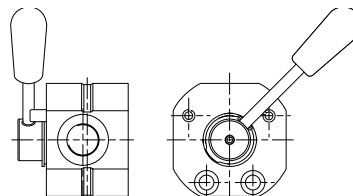
RBC 3VL



ZFR005127 RBC 3VL 3/8
 ZFR005128 RBC 3VL 1/2
 ZFR005129 RBC 3VL 3/4
 ZFR005130 RBC 3VL 1"

ROBINET 3 VOIES 500 BAR,
 À BOISSEAU CYLINDRIQUE EN "L"
 "L" cylindrical 3 ways valve, 500 bar

RBC 3VL 500B

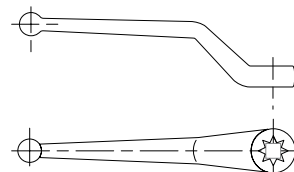


ZFR160138 RBC 3VL 3/8 500B
 ZFR160139 RBC 3VL 1/2 500B
 ZFR063306 RBC 3VL 3/4 500B
 ZFR160140 RBC 3VL 1" 500B

POIGNEE POUR ROBINET VBS

Handle for VBS valve

PVBS



ZFR008131 PVBS 1
 ZFR008132 PVBS 2
 ZFR008133 PVBS 3
 ZFR008134 PVBS 4



Référence

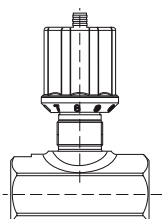


Référence

LIMITEUR DE DEBIT BIDIRECTIONNEL

Bidirectional flow relief valve

LDB

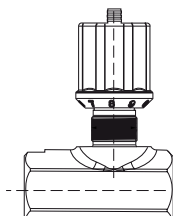


ZFR012365	LDB 1/4
ZFR012366	LDB 3/8
ZFR012367	LDB 1/2

LIMITEUR DE DEBIT UNIDIRECTIONNEL

Unidirectional flow relief valve

LDU

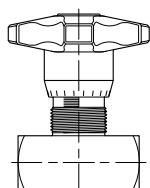


ZFR012368	LDU 1/4
ZFR012369	LDU 3/8
ZFR012370	LDU 1/2

ROBINET À POINTEAU

Needle valve

RAP



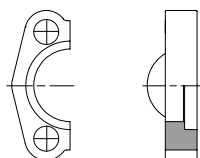
ZFR005136	RAP 1/4
ZFR005137	RAP 3/8
ZFR005138	RAP 1/2
ZFR005139	RAP 3/4
ZFR005140	RAP 1"



Référence

DEMI BRIDE, 3000 PSI
3000 PSI split flange

DB



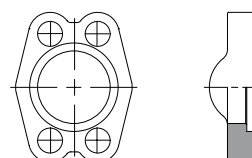
ZFR002204	DB 1/2
ZFR002205	DB 3/4
ZFR002206	DB 1"
ZFR002207	DB 1"1/4
ZFR002208	DB 1"1/2
ZFR002209	DB 2"
ZFR002210	DB 2"1/2



Référence

BRIDE MONOBLOC, 6000 PSI
6000 PSI one piece flange

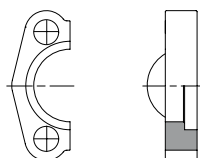
BM6



ZFR002225	BM6 1/2
ZFR002226	BM6 3/4
ZFR002227	BM6 1"
ZFR002228	BM6 1"1/4
ZFR002229	BM6 1"1/2
ZFR002230	BM6 2"

DEMI BRIDE, 6000 PSI
6000 PSI split flange

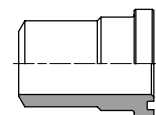
DB6



ZFR002211	DB6 1/2
ZFR002212	DB6 3/4
ZFR002213	DB6 1"
ZFR002214	DB6 1"1/4
ZFR002215	DB6 1"1/2
ZFR002216	DB6 2"

COLLET À GORGE
BUTT-WELDING INTÉGRAL, 3000 PSI
3000 PSI integral butt-welding flange head with groove

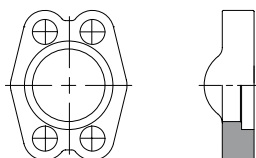
CAG BWI



ZFR005828	CAG BWI 30
ZFR005831	CAG BWI 38
ZFR005832	CAG BWI 44
ZFR005834	CAG BWI 51
ZFR005836	CAG BWI 60
ZFR006608	CAG BWI 71
ZFR019238	CAG BWI 84

BRIDE MONOBLOC, 3000 PSI
3000 PSI one piece flange

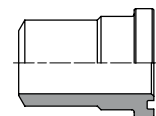
BM



ZFR002218	BM 1/2
ZFR002219	BM 3/4
ZFR002220	BM 1"
ZFR002221	BM 1"1/4
ZFR002222	BM 1"1/2
ZFR002223	BM 2"
ZFR002224	BM 2"1/2

COLLET À GORGE
BUTT-WELDING INTÉGRAL, 6000 PSI
6000 PSI integral butt-welding flange head with groove

CAG BWI6



ZFR006636	CAG BWI6 32
ZFR006637	CAG BWI6 41
ZFR005793	CAG BWI6 48
ZFR006638	CAG BWI6 54
ZFR006639	CAG BWI6 63
ZFR006640	CAG BWI6 80

ACCESSOIRES - ACCESSORIES

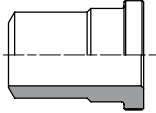


Référence

COLLET SANS GORGE
BUTT-WELDING INTÉGRAL, 3000 PSI

3000 PSI integral butt-welding flange head without groove

CSG BWI

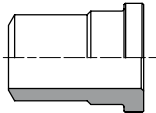


ZFR005827	CSG BWI 30
ZFR006609	CSG BWI 38
ZFR005833	CSG BWI 44
ZFR005794	CSG BWI 51
ZFR006610	CSG BWI 60
ZFR005792	CSG BWI 71

COLLET SANS GORGE
BUTT-WELDING INTÉGRAL, 6000 PSI

6000 PSI integral butt-welding flange head without groove

CSG BWI6

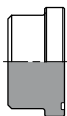


ZFR006641	CSG BWI6 32
ZFR006642	CSG BWI6 41
ZFR006643	CSG BWI6 48
ZFR005803	CSG BWI6 54
ZFR006644	CSG BWI6 63
ZFR005804	CSG BWI6 80

OBTURATEUR À GORGE, 3000 PSI

3000 PSI blank flange head with groove

OBAG



ZFR006611	OBAG 30
ZFR006612	OBAG 38
ZFR006613	OBAG 44
ZFR006614	OBAG 51
ZFR006615	OBAG 60
ZFR005817	OBAG 71



Référence

OBTURATEUR À GORGE, 6000 PSI
6000 PSI blank flange head with groove

OBAG6



ZFR006645	OBAG6 32
ZFR005813	OBAG6 41
ZFR006646	OBAG6 48
ZFR005810	OBAG6 54
ZFR006647	OBAG6 63
ZFR006648	OBAG6 80

OBTURATEUR SANS GORGE, 3000 PSI

3000 PSI blank flange head without groove

OBSG



ZFR005806	OBSG 30
ZFR005805	OBSG 38
ZFR005826	OBSG 44
ZFR006616	OBSG 51
ZFR005816	OBSG 60
ZFR006617	OBSG 71

OBTURATEUR SANS GORGE, 6000 PSI

6000 PSI blank flange head without groove

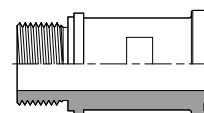
OBSG6



ZFR005815	OBSG6 32
ZFR005814	OBSG6 41
ZFR005812	OBSG6 48
ZFR005811	OBSG6 54
ZFR006649	OBSG6 63
ZFR006650	OBSG6 80

COLLET À GORGE 3000 PSI,
FILETÉ MÂLE GAZ CYLINDRIQUE
3000 PSI flange head with groove, threaded male BSP parallel

CAG - MG CYL



ZFR013577	CAG 30 - MG 1/2 CYL
ZFR013578	CAG 38 - MG 3/4 CYL



Référence

ZFR013579	CAG 44 - MG 1" CYL
ZFR013580	CAG 51 - MG 1"1/4 CYL
ZFR013581	CAG 60 - MG 1"1/2 CYL

COLLET À GORGE 6000 PSI,
FILETÉ MÂLE GAZ CYLINDRIQUE

6000 PSI flange head with groove, threaded male BSP parallel

CAG6 - MG CYL

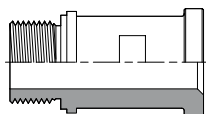


ZFR013582	CAG6 32 - MG 1/2 CYL
ZFR013583	CAG6 41 - MG 3/4 CYL
ZFR013584	CAG6 48 - MG 1" CYL
ZFR013587	CAG6 54 - MG 1"1/4 CYL
ZFR013592	CAG6 63 - MG 1"1/2 CYL

COLLET SANS GORGE 3000 PSI,
FILETÉ MÂLE GAZ CYLINDRIQUE

3000 PSI flange head without groove, threaded male BSP parallel

CSG - MG CYL

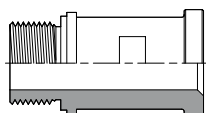


ZFR013594	CSG 30 - MG 1/2 CYL
ZFR013595	CSG 38 - MG 3/4 CYL
ZFR013596	CSG 44 - MG 1" CYL
ZFR013597	CSG 51 - MG 1"1/4 CYL
ZFR013598	CSG 60 - MG 1"1/2 CYL

COLLET SANS GORGE 6000 PSI,
FILETÉ MÂLE GAZ CYLINDRIQUE

6000 PSI flange head without groove, threaded male BSP parallel

CSG6 - MG CYL



ZFR013599	CSG6 32 - MG 1/2 CYL
ZFR013600	CSG6 41 - MG 3/4 CYL
ZFR013601	CSG6 48 - MG 1" CYL
ZFR013603	CSG6 54 - MG 1"1/4 CYL
ZFR013604	CSG6 63 - MG 1"1/2 CYL
ZFR019542	CSG6 80 - MG 2" CYL

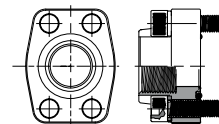


Référence

BRIDE DE FIXATION, 3000 PSI,
TARAUDÉE GAZ CYLINDRIQUE

3000 PSI port assembly flange, threaded female BSP parallel

BFX - FG

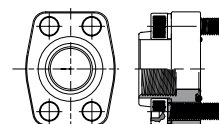


ZFR006628	BFX 30 - FG 1/2
ZFR006629	BFX 38 - FG 3/4
ZFR006630	BFX 44 - FG 1"
ZFR006633	BFX 51 - FG 1"1/4
ZFR006634	BFX 60 - FG 1"1/2
ZFR006635	BFX 71 - FG 2"

BRIDE DE FIXATION, 6000 PSI,
TARAUDÉE GAZ CYLINDRIQUE

6000 PSI port assembly flange, threaded female BSP parallel

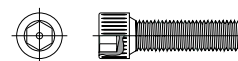
BFX6 - FG



ZFR006661	BFX6 32 - FG 1/2
ZFR006662	BFX6 41 - FG 3/4
ZFR006663	BFX6 48 - FG 1"
ZFR006664	BFX6 54 - FG 1"1/4
ZFR006665	BFX6 63 - FG 1"1/2
ZFR006666	BFX6 80 - FG 2"

JEU DE 4 VIS TÊTE CYLINDRIQUE
À 6 PANS CREUX

Set of 4 socket head cap screws hexagon



ZFR006657	JEU VIS 8X30
ZFR006624	JEU VIS 10X30
ZFR006625	JEU VIS 10X35
ZFR006626	JEU VIS 12X35
ZFR006670	JEU VIS 12X45
ZFR006627	JEU VIS 14X40
ZFR006671	JEU VIS 14x50
ZFR006658	JEU VIS 16X55
ZFR006660	JEU VIS 20X70

ACCESSOIRES - ACCESSORIES



Référence

JEU DE 4 VIS TÊTE CYLINDRIQUE
À 6 PANS CREUX ET 4 ÉCROUS

Set of 4 socket head cap screws hexagon and 4 nuts

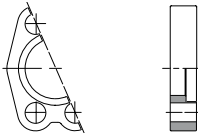


ZFR006618	JEU VIS/ECROU 8X40
ZFR006651	JEU VIS/ECROU 8X45
ZFR006619	JEU VIS/ECROU 10X40
ZFR006620	JEU VIS/ECROU 10X45
ZFR006652	JEU VIS/ECROU 10X50
ZFR006621	JEU VIS/ECROU 12X45
ZFR006653	JEU VIS/ECROU 12X65
ZFR006622	JEU VIS/ECROU 14X50
ZFR006654	JEU VIS/ECROU 14X70
ZFR006655	JEU VIS/ECROU 16X80
ZFR006656	JEU VIS/ECROU 20X100

DEMI BRIDE "CATERPILLAR"

"Caterpillar" split flange

DB6 CAT

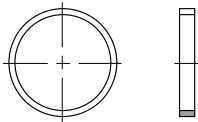


ZFR028460	DB6 3/4 CAT
ZFR028461	DB6 1" CAT
ZFR028462	DB6 1 1/4 CAT
ZFR028463	DB6 1 1/2 CAT

CONTRE-BRIDE POUR EMBOUT
"CATERPILLAR"

Flange counter-ring for "Caterpillar" insert

CONTRE BRIDE CATER



ZFR006433	CONTRE BRIDE CATER 3/4
ZFR006434	CONTRE BRIDE CATER 1"
ZFR006435	CONTRE BRIDE CATER 1 1/4"
ZFR006436	CONTRE BRIDE CATER 1 1/2"



Référence

COFFRET POUR CONFECTION JOINTS NBR

Box for manufacturing NBR seals

COFFRET CONFECTION JT NBR



ZFR159244	COFFRET CONFECTION JT NBR
-----------	---------------------------

COFFRET
O'ring box set

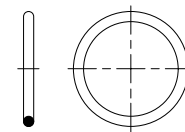


ZFR002831	COFFRET BAGUE BS
ZFR170846	COFFRET JBR 90SH
ZFR002832	COFFRET JC
ZFR038277	COFFRET JT MJA
ZFR005877	COFFRET JT TORIQUES GAZ
ZFR006582	COFFRET JT TORIQUES MET

JOINT TORIQUE POUR BRIDES SAE,
3000 ET 6000 PSI

O'ring for SAE,
3000 and 6000 PSI flanges

JT



ZFR002257	JT 1/2
ZFR002258	JT 3/4
ZFR002259	JT 1"
ZFR002260	JT 1 1/4"
ZFR002261	JT 1 1/2"
ZFR002262	JT 2"
ZFR002263	JT 2 1/2"

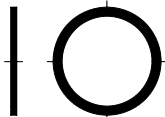


Référence

JOINT POUR BRIDES SAE,
3000 ET 6000 PSI

*O'ring kit and O'ring for SAE,
3000 and 6000 PSI flanges*

JT



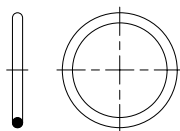
ZFR170846 COFFRET JBR 90SH

ZFR169416 JBR 90SH 1/2
ZFR169417 JBR 90SH 3/4
ZFR169418 JBR 90SH 1"
ZFR169419 JBR 90SH 1 1/4
ZFR169420 JBR 90SH 1 1/2
ZFR169421 JBR 90SH 2"

JOINT TORIQUE POUR MSAE

O'ring for MSAE

JTMS

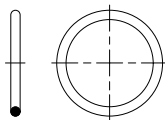


ZFR002264 JTMS 7/16
ZFR002265 JTMS 1/2
ZFR002266 JTMS 9/16
ZFR002267 JTMS 3/4
ZFR002268 JTMS 7/8
ZFR002269 JTMS 1 1/16
ZFR002270 JTMS 1 5/16
ZFR010050 JTMS 1 5/8

JOINT TORIQUE POUR MJA
(TYPE ORFS)

O'ring for ORFS

JT MJA



ZFR038277 COFFRET JT MJA

ZFR006672 JT MJA 9/16
ZFR006673 JT MJA 11/16
ZFR006674 JT MJA 13/16
ZFR006675 JT MJA 1"
ZFR006676 JT MJA 1 3/16
ZFR006677 JT MJA 1 7/16
ZFR006678 JT MJA 1 11/16
ZFR006679 JT MJA 2"

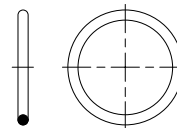


Référence

JOINT TORIQUE POUR EMBOUTS
À SERTIR INTERLOCK+

O'ring for interlock+ swaged fittings

JT IP

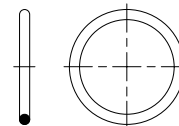


ZFR065144 JT IP 19
ZFR065145 JT IP 25
ZFR065146 JT IP 32
ZFR065147 JT IP 38
ZFR065148 JT IP 50

JOINT TORIQUE
POUR MALE GAZ CYLINDRIQUE

O'ring for male BSP parallel

JTG

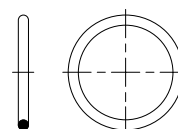


ZFR021334 JTG 1/4
ZFR021335 JTG 3/8
ZFR021336 JTG 1/2
ZFR021337 JTG 3/4
ZFR021338 JTG 1"

JOINT TORIQUE POUR ETCAO ET ETCO

O'ring for ETCAO and ETCO

JT ETCAO - JT ETCO



ZFR006428 JT ETCAO 06
ZFR005594 JT ETCAO 08
ZFR029036 JT ETCAO 10
ZFR005590 JT ETCAO 12
ZFR006527 JT ETCAO 14
ZFR006528 JT ETCAO 15/16
ZFR005593 JT ETCAO 18
ZFR006529 JT ETCAO 20
ZFR006429 JT ETCAO 22
ZFR006530 JT ETCAO 25
ZFR006430 JT ETCAO 28
ZFR006531 JT ETCAO 30
ZFR006532 JT ETCAO 38

ZFR017384 JT ETCO 17
ZFR017385 JT ETCO 27
ZFR017386 JT ETCO 33
ZFR015509 JT ETCO 42
ZFR015526 JT ETCO 49

ACCESSOIRES - ACCESSORIES

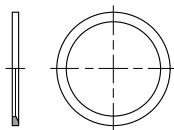


Référence

JOINT PLAT À ENCASTRER

Fitted elastomer flat seal

JE

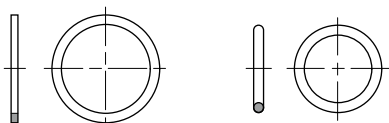


ZFR011599	JE 8X13
ZFR011600	JE 12X17
ZFR011601	JE 15X21
ZFR011602	JE 20X27
ZFR011603	JE 26X34
ZFR011604	JE 33X42
ZFR011605	JE 40X49
ZFR011606	JE 16X150
ZFR011607	JE 18X150
ZFR011608	JE 22X150

JOINT TORIQUE ET BAGUE ANTI-EXTRUSION MÉTALLIQUE POUR MALE MÉTRIQUE

O'ring and metallic anti-extrusion ring for male metric

JT BAE

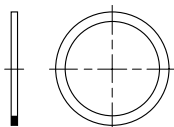


ZFR003955	JT BAE 12X150
ZFR003979	JT BAE 14X150
ZFR003957	JT BAE 16X150
ZFR003954	JT BAE 18X150
ZFR003980	JT BAE 22X150

BAGUE ANTI-EXTRUSION MÉTALLIQUE POUR MALE GAZ CYLINDRIQUE

Metallic anti-extrusion ring for male BSP parallel

BAE



ZFR021339	BAE 1/8
ZFR021340	BAE 1/4
ZFR021341	BAE 3/8
ZFR021342	BAE 1/2
ZFR021343	BAE 3/4
ZFR021344	BAE 1"



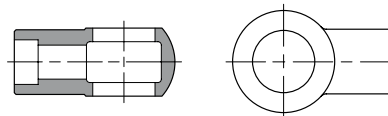
Référence

ORIENTABLE À SOUDER

TYPE BANJO

Braze on banjo

ORAS

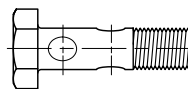


ZFR002275	ORAS 05/08
ZFR002276	ORAS 06/10
ZFR002277	ORAS 08/12
ZFR002278	ORAS 10/14
ZFR002271	ORAS 10/18
ZFR002279	ORAS 12/16
ZFR002272	ORAS 12/18
ZFR002273	ORAS 13/18
ZFR005394	ORAS 15/18
ZFR005395	ORAS 18/22
ZFR005396	ORAS 22/26
ZFR005397	ORAS 26/30

VIS CREUSE DOUBLE

Double banjo bolt

VISD - VCD

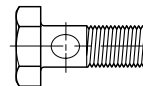


ZFR002284	VISD 3/8
ZFR002285	VISD 16X150
ZFR002286	VISD 18X150
ZFR014680	VCD 8X100
ZFR014681	VCD 8X125
ZFR014682	VCD 10X100
ZFR014683	VCD 12X150
ZFR014684	VCD 14X150

VIS CREUSE SIMPLE

Single banjo bolt

VIS



ZFR002287	VIS 10X1/8
ZFR002288	VIS 1/4
ZFR002280	VIS 3/8
ZFR002289	VIS 16X3/8
ZFR014647	VIS 1/2
ZFR014648	VIS 6X100
ZFR002290	VIS 8X100
ZFR002291	VIS 8X125
ZFR007911	VIS 10X100
ZFR002292	VIS 10X150
ZFR002293	VIS 12X100
ZFR014650	VIS 12X125
ZFR002294	VIS 12X150



Référence

ZFR002295	VIS 14X150
ZFR013043	VIS 16/16X150
ZFR002281	VIS 16X150
ZFR002282	VIS 18X150
ZFR002283	VIS 20X150
ZFR014651	VIS 22X150
ZFR014652	VIS 26X150
ZFR014653	VIS 30X150

RESSORT ROND ACIER

Round steel spring guard

RR



ZFR026932	RR 16X2
ZFR020690	RR 20X2
ZFR026940	RR 23X2
ZFR020708	RR 26X2,5
ZFR020709	RR 32X2,5
ZFR022974	RR 34X2,5
ZFR020710	RR 40X2,5
ZFR026941	RR 42X3
ZFR020711	RR 50X3
ZFR020712	RR 64X3
ZFR020713	RR 80X3

RESSORT BOMBÉ POLYETHYLENE

Rounded profile polyethylene spring guard

RT



JP11B01009E099	RT 9
JP11B01012E099	RT 13
JP11B01015E099	RT 16
JP11B01019E099	RT 20
JP11B01023E099	RT 25
JP11B01031E099	RT 30
JP11B01038E099	RT 40
JP11B01047E099	RT 50

ENROULEUR POUR RT ET RPVC

RT and RPVC rolling tool

ZFR156489	ENROULEUR BLEU RT 13-40
ZFR156491	ENROULEUR ORANGE RPVC 15-40



Référence

RESSORT PLAT PVC
NOIR OU JAUNE*Black or yellow flat PVC spring guard*

RPVC



ZFR031076	RPVC 10/8X1
ZFR031080	RPVC 15/16X1
ZFR032945	RPVC 18/16X1
ZFR034987	RPVC 20/16X1
ZFR036759	RPVC 22/16X1
ZFR036706	RPVC 25/16X1
ZFR036707	RPVC 30/16X1
ZFR036676	RPVC 32/16X1

ZFR042408	RPVC 25/16X2 JAUNE
ZFR013091	RPVC 30/16X2 JAUNE
ZFR031162	RPVC 35/16X2
ZFR018917	RPVC 35/16X2 JAUNE
ZFR032217	RPVC 38/16X2
ZFR031163	RPVC 40/16X2
ZFR032218	RPVC 42/16X2

ZFR038378	RPVC 50/25X3
ZFR013036	RPVC 50/25X3 JAUNE
ZFR031167	RPVC 60/25X3
ZFR031169	RPVC 70/25X3
ZFR038780	RPVC 80/35X3
ZFR013032	RPVC 80/35X3 JAUNE
ZFR034986	RPVC 90/35X3
ZFR036795	RPVC 100/35X3
ZFR013030	RPVC 100/35X3 JAUNE
ZFR031175	RPVC 140/35X3
ZFR026093	RPVC 140/35X3 JAUNE

GAINE DE PROTECTION FLEXIBLE

Hose protection sheath

GPF



ZFR025443	GPF 19
JP23B060231099	GPF 23
ZFR017907	GPF 25
JP23B060291099	GPF 29
ZFR017945	GPF 32
JP23B060361099	GPF 36
ZFR043038	GPF 45
ZFR027319	GPF 70
ZFR043039	GPF 90

ACCESSOIRES - ACCESSORIES



Référence

GAINE BRISE-JET
Spray preventer sheath

GBJ



ZFR012203	GBJ 45
ZFR046828	GBJ 70
ZFR012204	GBJ 90
ZFR012205	GBJ 110
ZFR012206	GBJ 150

GAINE DE PROTECTION THERMIQUE

Thermic protection sheath

GW



ZFR021383	GW 16
ZFR021384	GW 20
ZFR021385	GW 25
ZFR011691	GW 30
ZFR011690	GW 35

GAINE DE PROTECTION THERMIQUE RENFORCÉE

Reinforced thermic protection sheath

GWR



ZFR007897	GWR 10
ZFR007898	GWR 13
ZFR007899	GWR 16
ZFR007901	GWR 20
ZFR007902	GWR 23
ZFR007903	GWR 25
ZFR007915	GWR 32
ZFR007917	GWR 38
ZFR007918	GWR 45
ZFR060901	GWR 51
ZFR060902	GWR 57
ZFR010730	GWR 76



Référence

BANDE GRASSE DE PROTECTION
ANTI-CORROSIVE

Grease-packed protection tape



ZFR08447	BANDE GRASSE 10X50
ZFR08448	BANDE GRASSE 10X100

RESINE D'ÉTANCHEITÉ
ET DE FREINAGE

Sealing and locking resin



ZFR029047	FREIN FILET NOR 5503 50ML
ZFR029048	FREIN FILET FORT 8354 50ML
ZFR029049	ETANCHE RAC 5314 50ML
ZFR029050	ETANCHE TUB 5811 75ML
ZFR007698	ETANCHETUB 577 50ML
ZFR007697	OLEOETANCHE 542 50 ML
ZFR010911	FREIN FILET NOR.243 50 ML
ZFR010912	FREIN FILET FORT 270 50 ML

ROULEAU DE "TEFLON"

"Teflon" band



ZFR010369	ROULEAU TEFLON
-----------	----------------

HUILE DE MONTAGE
EVANESCENTE

Evanescent insert mounting fluid



ZFR018084	WHITOLFLEX 2L
-----------	---------------

ACCESSORIES - ACCESSOIRES



Référence

HUILE HYDRAULIQUE
Hydraulic oil



- ZFR005846 IGOL MATIC ZN-S 46 5L
- ZFR005847 IGOL MATIC ZN-S 46 20L
- ZFR005848 IGOL MATIC ZN-S 46 60L

GRAISSE POUR SERTISSEUSE
Grease for swaging machine



- ZFR006607 BOMBE GRAISSE AS 4.50
- ZFR012707 GRAISSE PORTE MORS

GRAISSE D'ASSEMBLAGE POUR GAMME INOX
Assembly grease for stainless steel range



- ZFR031812 GRAISSE INOX 120 G

BOUCHON CONE
Cone plug



- ZFR153361 BOUCHON CONE 1-10MM
- ZFR153362 BOUCHON CONE 5-22MM
- ZFR153363 BOUCHON CONE 13-42MM



Référence

ETIQUETTE D'IDENTIFICATION
ALUMINIUM
Aluminium identify label



- ZFR012280 ETIQ ALU 40X12 PAR10

COFFRET DE NETTOYAGE
POUR TUYAUX ET TUBES
Air-operated internal cleaning gun kit for hoses and pipes



- ZFR035546 COFFRET ULTRA CLEAN

PROJECTILE POUR PISTOLET
DE NETTOYAGE
Projectile for cleaning gun

PROJECTILE



- ZFR012288 PROJECTILE 4*100
- ZFR012289 PROJECTILE 5*100
- ZFR012290 PROJECTILE 7*100
- ZFR012291 PROJECTILE 10*100
- ZFR012292 PROJECTILE 12*100
- ZFR012293 PROJECTILE 14*100
- ZFR012294 PROJECTILE 16*100
- ZFR012295 PROJECTILE 18*100
- ZFR035528 PROJECTILE 20*50
- ZFR035529 PROJECTILE 22*50
- ZFR012298 PROJECTILE 26*50
- ZFR012299 PROJECTILE 33*40
- ZFR012300 PROJECTILE 40*30
- ZFR012301 PROJECTILE 50*20
- ZFR012302 PROJECTILE 60*15

ACCESSOIRES - ACCESSORIES



Référence

CHAUSSETTE DE SÉCURITÉ
COURTE SIMPLE BOUCLE

Short single loop socking of security

CSC



ZFR055929	CSC 12-17
ZFR055930	CSC 17-23
ZFR055931	CSC 23-31
ZFR055932	CSC 31-40
ZFR055933	CSC 40-49

CHAUSSETTE DE SÉCURITÉ
DOUBLE BOUCLE

Twin loop socking of security

CSDB



ZFR007775	CSDB 8-15
ZFR007776	CSDB 15-25
ZFR007777	CSDB 20-40
ZFR007778	CSDB 25-45
ZFR007779	CSDB 30-50
ZFR007780	CSDB 45-60
ZFR007781	CSDB 50-65
ZFR007782	CSDB 60-80
ZFR007783	CSDB 80-100

CHAUSSETTE DE SÉCURITÉ DOUBLE BOUCLE
OUVERTE À LACET

Open lace-up twin loop socking of security

CSDBOL



ZFR007784	CSDBOL 8-15
ZFR007785	CSDBOL 15-25
ZFR007786	CSDBOL 20-40
ZFR007787	CSDBOL 25-45
ZFR007788	CSDBOL 30-50
ZFR007789	CSDBOL 45-60
ZFR007790	CSDBOL 50-65
ZFR007791	CSDBOL 60-80
ZFR007792	CSDBOL 80-100



Référence

CHAUSSETTE DE SÉCURITÉ DOUBLE BOUCLE
AVEC 1 MOUSQUETON

Twin loop socking of security with one snap hook

CSDB 1 MOUSQ



ZFR159370	CSDB 15-25 1 MOUSQ
ZFR159371	CSDB 20-40 1 MOUSQ
ZFR159372	CSDB 25-45 1 MOUSQ
ZFR159373	CSDB 30-50 1 MOUSQ

ELINGUE DE SÉCURITÉ ANTI COUP DE FOUET
POUR FLEXIBLE AIR COMPRIMÉ

Safety whip check for compressed air hose

ELINGUE



ZFR067201	ELINGUE ANTI FOUET 3/4-2"
ZFR087335	ELINGUE ANTI FOUET 2"-4"

STOP CABLE DIN ET SAE

Stop cable to DIN and SAE

STOP CABLE



ZFR043578	STOP CABLE DIN 14,5
ZFR069683	STOP CABLE DIN 17
ZFR159007	STOP CABLE DIN 18,5
ZFR071067	STOP CABLE DIN 20,5
ZFR064267	STOP CABLE DIN 22,5
ZFR065100	STOP CABLE DIN 24,5
ZFR067972	STOP CABLE DIN 26,5
ZFR022009	STOP CABLE DIN 30,5
ZFR039255	STOP CABLE DIN 34
ZFR067973	STOP CABLE DIN 36,5
ZFR022012	STOP CABLE DIN 42,5
ZFR082263	STOP CABLE DIN 45,5
ZFR087204	STOP CABLE DIN 49
ZFR082262	STOP CABLE DIN 52,5
ZFR087205	STOP CABLE DIN 60
ZFR067593	STOP CABLE SAE 8,5
ZFR067594	STOP CABLE SAE 10,5
ZFR070911	STOP CABLE SAE 2 10,5
ZFR022013	STOP CABLE SAE 12,5
ZFR022014	STOP CABLE SAE 14,5
ZFR070916	STOP CABLE SAE 16,5
ZFR151862	STOP CABLE SAE 20,5



Référence

STOP COLLIER

*Clamp for stop flex***STOP COLLIER**

ZFR069684	STOP COLLIER 11-11,5
ZFR069685	STOP COLLIER 12-12,5
ZFR158993	STOP COLLIER 13-13,5
ZFR086704	STOP COLLIER 14-15
ZFR069686	STOP COLLIER 16-17
ZFR067655	STOP COLLIER 17-18
ZFR071066	STOP COLLIER 18-19
ZFR070375	STOP COLLIER 20-21
ZFR067592	STOP COLLIER 21-22
ZFR070373	STOP COLLIER 22-23
ZFR070905	STOP COLLIER 24-25
ZFR060187	STOP COLLIER 25-26
ZFR158994	STOP COLLIER 26-27
ZFR070907	STOP COLLIER 27-28
ZFR089362	STOP COLLIER 28-29
ZFR067589	STOP COLLIER 30-31
ZFR070908	STOP COLLIER 32-33
ZFR067971	STOP COLLIER 34-35
ZFR067970	STOP COLLIER 36-37
ZFR067590	STOP COLLIER 38-39
ZFR070912	STOP COLLIER 39-40
ZFR048255	STOP COLLIER 40-41
ZFR158995	STOP COLLIER 42-43
ZFR158996	STOP COLLIER 43-44
ZFR070088	STOP COLLIER 44-45
ZFR022004	STOP COLLIER 45-47
ZFR067587	STOP COLLIER 48-50
ZFR158997	STOP COLLIER 51-53
ZFR070114	STOP COLLIER 53-54
ZFR158998	STOP COLLIER 54-56
ZFR087203	STOP COLLIER 57-59
ZFR158999	STOP COLLIER 60-62
ZFR154718	STOP COLLIER 63-65
ZFR153973	STOP COLLIER 66-68
ZFR087202	STOP COLLIER 69-71
ZFR074835	STOP COLLIER 72-74
ZFR159000	STOP COLLIER 75-77
ZFR159001	STOP COLLIER 78-80
ZFR159002	STOP COLLIER 81-83
ZFR159003	STOP COLLIER 84-86
ZFR070915	STOP COLLIER 87-89
ZFR159004	STOP COLLIER 90-92
ZFR159005	STOP COLLIER 93-95



Référence

MOUSQUETON D'AMARRAGE INOX

*Stainless steel anchoring shackle***MOUSQUETON**

ZFR007793	MOUSQ.06
ZFR007794	MOUSQ.08
ZFR007795	MOUSQ.10
ZFR007796	MOUSQ.12

CABLE ET SERRE-CABLE ACIER

*Steel cable and cable clamp***CABLE - SERRE CABLE**

ZFR003775	CABLE GALVA DN3
ZFR007745	CABLE GALVA DN4
ZFR003599	SERRE-CABLE ACIER DN3
ZFR007746	SERRE-CABLE ACIER DN4

COLLIER ACIER DOUBLE OREILLE,
À SERRAGE MANUEL*Steel clamp two eared, manual fixing***CASM**

ZFR011656	CASM 7
ZFR011657	CASM 9
ZFR011658	CASM 11
ZFR011659	CASM 13
ZFR011660	CASM 15
ZFR011661	CASM 17
ZFR011662	CASM 18
ZFR011663	CASM 20
ZFR011665	CASM 23
ZFR011666	CASM 25
ZFR011667	CASM 27
ZFR011668	CASM 28
ZFR011669	CASM 31
ZFR011670	CASM 34
ZFR011671	CASM 37
ZFR011672	CASM 40
ZFR011673	CASM 43
ZFR011674	CASM 46

ACCESSOIRES - ACCESSORIES



Référence

COLLIER À VISSER ACIER

Steel screw clamp

CAV



ZFR011623	CAV 19
ZFR011624	CAV 22
ZFR011625	CAV 25
ZFR011626	CAV 28
ZFR011627	CAV 31
ZFR011628	CAV 35
ZFR011629	CAV 39
ZFR011630	CAV 43
ZFR011631	CAV 47
ZFR011632	CAV 51
ZFR011633	CAV 55
ZFR011634	CAV 59
ZFR011635	CAV 63
ZFR011636	CAV 67
ZFR011637	CAV 73
ZFR011638	CAV 79
ZFR011639	CAV 85
ZFR011640	CAV 91
ZFR011641	CAV 97
ZFR011642	CAV 103
ZFR011643	CAV 112
ZFR011644	CAV 121
ZFR011645	CAV 130
ZFR011646	CAV 139
ZFR011647	CAV 148
ZFR011648	CAV 161
ZFR011649	CAV 174
ZFR011650	CAV 187
ZFR011651	CAV 200
ZFR011652	CAV 213
ZFR011653	CAV 226
ZFR011654	CAV 239
ZFR011655	CAV 252

PINCE MANUELLE ET COLLIER DE SERRAGE INOX
POUR GAINÉ DE PROTECTION

*Manual clamp plier and stainless steel clamp
for protection sheath*



ZFR035279	CLI
ZFR037748	PINCE CT3



Référence

PINCE COUPANTE POUR TUYAU "RILSAN"

"RILSAN" tube cutting tool



ZFR022900	PINCE COUPE RILSAN
ZFR030847	LAME PINCE RILSAN

CARTOBAC DE RANGEMENT

Cardboard storage box



ZFR005345	CARTOBAC N° 1
ZFR005346	CARTOBAC N° 2
ZFR005347	CARTOBAC N° 3
ZFR005348	CARTOBAC N° 4

POMPE DE GRAISSAGE
MANUELLE

Manual grease gun



ZFR045379	POMPE GRAISSE M10
ZFR020524	POMPE A GRAISSE 1 MAIN

FLEXIBLE POUR POMPE À GRAISSE MANUELLE

Assembly for manual grease gun

FLEX GRAISSE



ZFR045383	FLEX GRAISSE 300 M10
ZFR045384	FLEX GRAISSE 500 M10



Référence

AGRAFE POUR GRAISSEUR

Coupler for grease insert



ZFR045385	AGRAFE M10
ZFR170066	AGRAFE SECU M10

GRAISSEUR

Grease insert



ZFR045386	GRAISSEUR M 6X100*100
ZFR045387	GRAISSEUR M 8X100*100
ZFR045388	GRAISSEUR M 8X125*100
ZFR045389	GRAISSEUR M 10X100*100
ZFR045390	GRAISSEUR M 10X125*100
ZFR045391	GRAISSEUR M 10X150*100
ZFR091036	GRAISSEUR M 1/4 G*100
ZFR045392	GRAISSEUR M 1/8 G*100
ZFR045393	GRAISSEUR M 6X100 45*100
ZFR045394	GRAISSEUR M 8X100 45*100
ZFR045395	GRAISSEUR M 8X125 45*100
ZFR045396	GRAISSEUR M 10X100 45*100
ZFR045397	GRAISSEUR M 10X150 45*100
ZFR045398	GRAISSEUR M 1/8 G 45*100
ZFR045399	GRAISSEUR M 6X100 90*100
ZFR045400	GRAISSEUR M 8X100 90*100
ZFR045401	GRAISSEUR M 8X125 90*100
ZFR045402	GRAISSEUR M 10X100 90*100
ZFR045403	GRAISSEUR M 10X150 90*100
ZFR045404	GRAISSEUR M 1/8 G 90*100

CARTOUCHE POUR POMPE À GRAISSE

Grease cartridge for hand grease pump



ZFR051444	CARTOUCHE GRAISSE MULTI
-----------	-------------------------



Référence

ACCESSOIRES DE PRISE DE PRESSION - PRESSURE GAUGES ACCESSORIES



Référence

MANOMÈTRE À BAIN DE GLYCÉRINE,
BOITIER INOX, DIAMÈTRE 63 RV
(1/4 VERTICAL) RA (1/4 ARRIÈRE)

*Glycerine filled pressure gauge,
stainless steel casing, diameter 63
RV (1/4" bottom connection) RA (1/4" back connection)*

MANO 63



ZFR003972	MANO 63 RV -1+0B
ZFR008202	MANO 63 RV -1+3B
ZFR008203	MANO 63 RV 0/1B
ZFR008204	MANO 63 RV 0/1,6B
ZFR008205	MANO 63 RV 0/2,5B
ZFR008206	MANO 63 RV 0/4B
ZFR008207	MANO 63 RV 0/6B
ZFR008208	MANO 63 RV 0/10B
ZFR008209	MANO 63 RV 0/16B
ZFR008210	MANO 63 RV 0/25B
ZFR003904	MANO 63 RV 0/40B
ZFR008211	MANO 63 RV 0/60B
ZFR008212	MANO 63 RV 0/100B
ZFR008213	MANO 63 RV 0/160B
ZFR003903	MANO 63 RV 0/250B
ZFR008214	MANO 63 RV 0/400B
ZFR008215	MANO 63 RV 0/600B
ZFR008216	MANO 63 RA -1+0B
ZFR008217	MANO 63 RA -1+3B
ZFR008218	MANO 63 RA 0/1B
ZFR008219	MANO 63 RA 0/1,6B
ZFR008220	MANO 63 RA 0/2,5B
ZFR008221	MANO 63 RA 0/4B
ZFR008222	MANO 63 RA 0/6B
ZFR008223	MANO 63 RA 0/10B
ZFR008224	MANO 63 RA 0/16B
ZFR008225	MANO 63 RA 0/25B
ZFR008226	MANO 63 RA 0/40B
ZFR008227	MANO 63 RA 0/60B
ZFR008228	MANO 63 RA 0/100B
ZFR003981	MANO 63 RA 0/160B
ZFR008229	MANO 63 RA 0/250B
ZFR003964	MANO 63 RA 0/400B
ZFR008230	MANO 63 RA 0/600B



Référence

MANOMÈTRE À BAIN DE GLYCÉRINE,
BOITIER INOX DIAMÈTRE 100 RV
(1/2 VERTICAL) RA (1/2 ARRIÈRE)

*Glycerine filled pressure gauge,
stainless steel casing, diameter 100
RV (1/2" bottom connection) RA (1/2" back connection)*

MANO 100



ZFR008231	MANO 100 RV 0/60B
ZFR008232	MANO 100 RV 0/100B
ZFR003960	MANO 100 RV 0/160B
ZFR003961	MANO 100 RV 0/250B
ZFR008233	MANO 100 RV 0/400B
ZFR008234	MANO 100 RV 0/600B
ZFR008235	MANO 100 RV 0/1000B
ZFR008236	MANO 100 RA 0/60B
ZFR008237	MANO 100 RA 0/100B
ZFR003967	MANO 100 RA 0/160B
ZFR003966	MANO 100 RA 0/250B
ZFR003968	MANO 100 RA 0/400B
ZFR003970	MANO 100 RA 0/600B
ZFR008238	MANO 100 RA 0/1000B

MANOMÈTRE DIGITAL,
(PIQUAGE 1/4 VERTICAL)

Digital pressure gauge, (1/4" bottom connection)

MANO DIGITAL



ZFR017900	MANO DIGITAL 0/600 BAR
-----------	------------------------

ADAPTEUR PORTE-MANOMÈTRE

Pressure take-off plug mano



ZFR009208	M 16X200 - FG 1/4 MANO
ZFR009209	M 16X200 - FG 1/2 MANO
ZFR009210	F 16X200 - FG 1/4 MANO
ZFR009211	F 16X200 - FG 1/2 MANO

PRESSURE GAUGES ACCESSORIES - ACCESSOIRES DE PRISE DE PRESSION



Référence

ACCESSOIRE
POUR MANOMÈTRE

Accessory for pressure gauge



ZFR008239	COLLERETTE 63
ZFR008240	COLLERETTE 100
ZFR008241	ETRIER 63
ZFR008242	ETRIER 100
ZFR009398	ISOLATEUR 1/4 H - 350B
ZFR009399	ISOLATEUR 1/4 V - 350B
ZFR004011	MG 1/4 CYL - FG 1/2 MANO
ZFR009400	MC 1/4 - FG 1/4 MANO

PRISE DE PRESSION

Pressure take-off plug

PPM



ZFR009448	PPM 16X150 - MB 1/4
ZFR009449	PPM 16X150 - MG 1/8 CYL
ZFR009450	PPM 16X150 - MG 1/4 CYL
ZFR008490	PPM 16X200 - MG 1/8 CYL
ZFR002061	PPM 16X200 - MG 1/4 CYL
ZFR009179	PPM 16X200 - MG 3/8 CYL
ZFR009180	PPM 16X200 - MG 1/2 CYL
ZFR009447	PPM 16X200 - MS 5/16
ZFR009181	PPM 16X200 - MS 7/16
ZFR002062	PPM 16X200 - MS 9/16
ZFR009182	PPM 16X200 - MI 08X100
ZFR009183	PPM 16X200 - MI 10X100
ZFR009184	PPM 16X200 - MI 12X150
ZFR009185	PPM 16X200 - MI 14X150
ZFR009186	PPM 16X200 - MI 16X150
ZFR009187	PPM 16X200 - MB 1/4
ZFR009188	PPM 16X200 - MB 1/8
ZFR009189	PPM 16X200 - DKOS 06
ZFR009190	PPM 16X200 - DKOS 08
ZFR009191	PPM 16X200 - DKOS 10
ZFR009192	PPM 16X200 - DKOS 12
ZFR009193	PPM 16X200 - DKOS 14
ZFR009194	PPM 16X200 - DKOS 16
ZFR009195	PPM 16X200 - DKOS 20
ZFR009196	PPM 16X200 - DKOS 25
ZFR009197	PPM 16X200 - DKOS 30
ZFR009198	PPM 16X200 - DKOS 38
ZFR009199	PPM 16X200 - DKOL 06
ZFR009200	PPM 16X200 - DKOL 08
ZFR009201	PPM 16X200 - DKOL 10
ZFR004010	PPM 16X200 - DKOL 12
ZFR009202	PPM 16X200 - DKOL 15

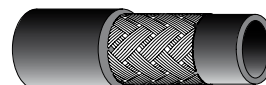


Référence

ZFR009203	PPM 16X200 - DKOL 18
ZFR009204	PPM 16X200 - DKOL 22
ZFR009205	PPM 16X200 - DKOL 28
ZFR009206	PPM 16X200 - DKOL 35
ZFR009207	PPM 16X200 - DKOL 42
ZFR009445	BOUCHON CAPILLAIRE
ZFR009452	PPM 16X200-PPM 16X200 CL

TUYAU CAPILLAIRE
UNE TRESSE ARAMIDE
One aramid braid micro hose

CAPILLAIRE



ZFR009444	CAPILLAIRE DN2 - 600B
-----------	-----------------------

JUPE ET EMBOUT
POUR TUYAU CAPILLAIRE
Swage ferrule and insert for capillary hose

ZFR009213	JS DN 2
ZFR009411	CS 02 F 16X200
ZFR009454	CS 02 F 12,65X150
ZFR009413	CS 02 F 16X150
ZFR009414	CS 02 TG 1/4 MANO
ZFR009415	CS 02 TG 1/2 MANO
ZFR010871	CS 02 FBSP 1/4
ZFR009416	CS 02 DKOL 06
ZFR009417	CS 02 DKOL 08
ZFR009425	CS 02 DKOS 06
ZFR009434	CS 02 DKOS 08
ZFR009453	CS 02 ENFICHABLE
ZFR009435	CS 02 EL 04
ZFR009436	CS 02 EL 06
ZFR009437	CS 02 EL 08
ZFR009438	CS 02 FJ 7/16
ZFR009451	CS 02 FJ 1/2
ZFR009439	CS 02 ELE 06L
ZFR009440	CS 02 ELE 08L
ZFR009441	CS 02 ELE 06S
ZFR009442	CS 02 ELE 08S
ZFR009446	RESSORT DE FLEXION INOX



Référence

COFFRET TEST 400 BAR
400 bar pressure test box

COFFRET TEST



ZFR003805

COFFRET TEST 400



Référence

THERMOMÈTRE INFRAROUGE
Infrared thermometer

THERMOMETRE INFRA



ZFR012208

THERMOMETRE INFRA

TESTEUR HYDRAULIQUE
UNIDIRECTIONNEL
Unidirectional hydraulic test box

TESTEUR RFIK



ZFR003949
ZFR010062

TESTEUR RFIK 120
TESTEUR RFIK 200

TESTEUR HYDRAULIQUE
DIGITAL BIDIRECTIONNEL
Bidirectional digital hydraulic test box

DHT 401



ZFR018105

DHT 401

HIGH PRESSURE CLEANING ACCESSORIES - ACCESSOIRES LAVAGE HAUTE PRESSION



Référence

PISTOLET (120 BAR),
ENTRÉE FEMELLE GAZ CYLINDRIQUE
120 bar spray gun, female entry cylindrical gas

PISTOLET RL124



ZFR008115 PISTOLET RL 124 - FG 1/2

PISTOLET (160 BAR),
ENTRÉE FEMELLE GAZ CYLINDRIQUE
160 bar spray gun, female entry cylindrical gas


PISTOLET RL16



ZFR010351 PISTOLET RL 16 - FG 3/8

PISTOLET (200 BAR), POIGNÉE COMPENSÉE
ENTRÉE FEMELLE GAZ CYLINDRIQUE
200 bar compensated spray gun, female entry gas

PISTOLET ML210



ZFR164044 PISTOLET ML210 - FG 3/4

ZFR155819 EPAULIERE ML - LG330

ZFR164041 RALLONGE ML - LG820
ZFR058700 RALLONGE ML - LG1220

PISTOLET (207 BAR),
ENTRÉE FEMELLE GAZ CYLINDRIQUE
207 bar spray gun, female entry cylindrical gas

PISTOLET P4



ZFR009215 PISTOLET P4 - FG 3/8



Référence

PISTOLET (280 BAR),
ENTRÉE MALE ET FEMELLE, FIXÉ ET ROTATIF
120 bar spray gun, male and female entry, fixed and rotary

PISTOLET MV925



ZFR164844 PISTOLET MV925 - MBSP 1/4
ZFR009218 PISTOLET MV925 - MBSP 3/8
ZFR164842 PISTOLET MV925 - FG 3/8
ZFR164843 PISTOLET MV925 - MD 22

ZFR164847 PISTOLET MV925 - MBSP 3/8 ROTA
ZFR164845 PISTOLET MV925 - FG 3/8 ROTA
ZFR164846 PISTOLET MV925 - MD 22 ROTA

PISTOLET PLEURANT
(280 BAR, PROTECTION CONTRE LE GEL),
ENTRÉE FEMELLE GAZ CYLINDRIQUE
*280 bar weep spray gun (frost protected)
female entry cylindrical gas*

PISTOLET MV925



ZFR164851 PISTOLET MV925 PLEUR - FG 3/8

PISTOLET (310 BAR), POIGNÉE COMPENSÉE
ENTRÉE MALE ET FEMELLE GAZ CYLINDRIQUE
310 bar compensated spray gun, male and female entry

PISTOLET AL55



ZFR009219 PISTOLET AL55 - FG 3/8
ZFR164848 PISTOLET AL55 - MD 22

ACCESSOIRES LAVAGE HAUTE PRESSION - HIGH PRESSURE CLEANING ACCESSORIES




Référence

PISTOLET (500 BAR),
POIGNÉE COMPENSÉE HYDRAULIQUE
ENTRÉE FEMELLE GAZ CYLINDRIQUE

500 bar hydraulic compensated spray gun, female entry gas

PISTOLET ML510



ZFR029465 PISTOLET ML510 - FG 1/2

ZFR155819 EPAULIERE ML - LG330

ZFR164041 RALLONGE ML - LG820
ZFR058700 RALLONGE ML - LG1220

PISTOLET BASSE PRESSION (12 BAR),
CORPS LAITON, FEMELLE GAZ ROTATIF

12 bar low pressure spray gun,
brass body, rotary female cylindrical gas

PISTOLET BP LP12



ZFR161840 PISTOLET BP LP12 - FG 1/2 ROTA

PISTOLET BASSE PRESSION (24 BAR),
CORPS INOX, FEMELLE GAZ ROTATIF

24 bar low pressure spray gun,
stainless steel body, female cylindrical gas

PISTOLET BP LP12



ZFR161842 PISTOLET BP LPX24 - FGI 1/2



Référence

PISTOLET LANCE (186 BAR),
ENTRÉE FEMELLE GAZ CYLINDRIQUE

186 bar spray gun with lance, female entry cylindrical gas

PISTOLANCE BIT105



ZFR009220 PISTOLANCE BIT105 - FG 3/8

PISTOLET LANCE (280 BAR),
ENTRÉE MALE ET FEMELLE

280 bar spray gun with lance, male and female entry

PISTOLANCE MV925



ZFR164853 PISTOLANCE MV925 - MBSP 3/8
ZFR164855 PISTOLANCE MV925 - FG 3/8
ZFR164854 PISTOLANCE MV925 - MD 22

RALLONGE POUR PISTOLET LANCE

Extension piece for spray gun

RALLONGE



ZFR164828 RALLONGE LG540 - M22

PISTOLET POUR DÉTERGENT (15/25 BAR),
ENTRÉE FEMELLE GAZ

15/25 bar spray gun for detergent, female entry

PISTOLET DETERGENT



ZFR022899 PISTOLET DETERGENT 1/2

HIGH PRESSURE CLEANING ACCESSORIES - ACCESSOIRES LAVAGE HAUTE PRESSION



Référence

PISTOLET LANCE / LANCE TELESCOPIQUE
POUR DÉTERGENT (15/25 BAR),
ENTRÉE FEMELLE GAZ

15/25 bar spray gun with lance or lance telescopic
for detergent, female entry

PISTOLANCE DETERGENT



- | | |
|-----------|-----------------------------------|
| ZFR053556 | PISTOLANCE DETERGENT 1/2 LG600 15 |
| ZFR164856 | PISTOLANCE DETERGENT 1/2 LG900 15 |
| ZFR162286 | PISTOLANCE DETERG TELESCOP 1/2 |

BUSE PLASTIQUE
POUR PISTOLET LANCE DÉTERGENT

Plastic nozzle for detergent spray gun

BUSE DETERGENT P



- | | | |
|-----------|--------------------------|--------|
| ZFR164000 | BUSE DETERGENT 80°/01 P | Orange |
| ZFR164001 | BUSE DETERGENT 80°/015 P | Vert |
| ZFR164002 | BUSE DETERGENT 80°/02 P | Jaune |
| ZFR164005 | BUSE DETERGENT 80°/03 P | Bleue |
| ZFR164006 | BUSE DETERGENT 80°/04 P | Rouge |
| ZFR164008 | BUSE DETERGENT 80°/05 P | Marron |
| ZFR164009 | BUSE DETERGENT 80°/06 P | Gris |
| ZFR164010 | BUSE DETERGENT 80°/08 P | Blanc |

BUSE DE PULVERISATION REGLABLE (2 POSITIONS)
POUR PISTOLET LANCE DÉTERGENT

Spray nozzle, 2 positions, for detergent spray gun

BUSE DETERGENT REGLABLE



- | | |
|-----------|--------------------------------|
| ZFR163998 | BUSE DETERGENT REGLABLE BLEUE |
| ZFR163999 | BUSE DETERGENT REGLABLE ORANGE |



Référence

BUSE JET CONE INOX
POUR PISTOLET LANCE DÉTERGENT
Cone nozzle stainless steel, for detergent spray gun

BUSE DETERGENT CONE I



- | | |
|-----------|-------------------------------|
| ZFR164011 | BUSE DETERGENT CONE 80°/025 I |
| ZFR164013 | BUSE DETERGENT CONE 80°/035 I |
| ZFR164015 | BUSE DETERGENT CONE 80°/05 I |
| ZFR164016 | BUSE DETERGENT CONE 80°/06 I |
| ZFR164017 | BUSE DETERGENT CONE 80°/08 I |

PORTE-BUSE PLASTIQUE
POUR PISTOLET LANCE DÉTERGENT, FEMELLE GAZ
Plastic nozzle holder for detergent spray gun, female entry

PORTE-BUSE DETERGENT P



- | | |
|-----------|------------------------------|
| ZFR162287 | PORTE BUSE DETERG - FG 1/2 P |
|-----------|------------------------------|

ADAPTEUR MALE - MALE PLASTIQUE
POUR BUSE JET RÉGLABLE DÉTERGENT
Plastic adaptor male for adjustable jet nozzle detergent

ADAPTEUR DETERGENT M P



- | | |
|-----------|------------------------------|
| ZFR163972 | ADA DETERG M 1/2 - M 11/16 P |
|-----------|------------------------------|

ADAPTEUR FEMELLE - FEMELLE PLASTIQUE
POUR PISTOLET LANCE DÉTERGENT
Plastic adaptor female for detergent spray gun

ADAPTEUR DETERGENT FG P



- | | |
|-----------|------------------------------|
| ZFR163972 | ADA DETERG M 1/2 - M 11/16 P |
|-----------|------------------------------|

ACCESSOIRES LAVAGE HAUTE PRESSION - HIGH PRESSURE CLEANING ACCESSORIES



Référence

EMBOU PLASTIQUE
POUR PISTOLET LANCE DÉTERGENT

Plastic fitting, for detergent spray gun

CSP M DETERGENT



ZFR164028	CSP 10 M 1/2 DETERGENT
ZFR164029	CSP 13 M 1/2 DETERGENT
ZFR164034	CSP 16 M 1/2 DETERGENT
ZFR164035	CSP 20 M 1/2 DETERGENT

JOINT POUR ADAPTEUR
PISTOLET LANCE DÉTERGENT

Seal for adaptor, detergent spray gun

JT ADAPTEUR PISTOLANCE DETERGENT



ZFR164038	JT ADA PISTOLANCE DETERGENT
-----------	-----------------------------

JOINT FILTRE
POUR PISTOLET LANCE DÉTERGENT

Seal filter, for detergent spray gun

JT FILTRE PISTOLANCE DETERGENT



ZFR164039	JT FILTRE PISTOLANCE DETERGENT
-----------	--------------------------------

JOINT VITON

Viton seal

JT VITON



ZFR164490	JT 1/2 VITON
-----------	--------------



Référence

PISTOLET LANCE (220 BAR),
ENTRÉE FEMELLE GAZ, TUBE INOX
*220 bar spray gun with lance, female entry gas,
stainless steel rigid pipe*

PISTOLANCE AL55



ZFR165438	PISTOLANCE AL55 - FG 3/8
-----------	--------------------------

LANCE POUR PISTOLET
ENTRÉE MALE, TUBE INOX

*Lance for spray gun, male entry,
stainless steel rigid pipe*

LANCE LM25 I



ZFR164829	LANCE LM25 I
-----------	--------------

BUSE POUR PISTOLET LANCE,
LAITON / CERAMIQUE
Nozzle for spray gun with lance, brass / ceramic

BUSE PISTOLANCE AL55



ZFR164830	BUSE PISTOLANCE AL55 - 1,0
ZFR164831	BUSE PISTOLANCE AL55 - 1,2
ZFR164832	BUSE PISTOLANCE AL55 - 1,5
ZFR164833	BUSE PISTOLANCE AL55 - 1,8
ZFR164834	BUSE PISTOLANCE AL55 - 2,0
ZFR164835	BUSE PISTOLANCE AL55 - 2,3
ZFR164836	BUSE PISTOLANCE AL55 - 2,5
ZFR164837	BUSE PISTOLANCE AL55 - 3,0
ZFR164838	BUSE PISTOLANCE AL55 - 3,5

LANCE DE LAVAGE (60 BAR) BASSE PRESSION,
BAS ET HAUT DÉBIT, ENTRÉE MALE, TUBE INOX

*60 bar low pressure washing lance, low and high flow,
male entry, stainless steel rigid pipe*

LANCE NET BAS / HAUT DEBIT



ZFR016457	LANCE NET 60B BAS DEBIT
ZFR036674	LANCE NET 60B HAUT DEBIT

HIGH PRESSURE CLEANING ACCESSORIES - ACCESSOIRES LAVAGE HAUTE PRESSION



Référence

LANCE POIGNÉE MOULÉE,
ENTREE MALE GAZ CONIQUE, ACIER ET INOX

Lance, blended handle, male entry conic gas, steel and stainless steel

LANCE SF12 / SF40 I



ZFR165220 LANCE SF12 - LG500
ZFR010355 LANCE SF12 - LG700
ZFR007589 LANCE SF12 - LG900

ZFR164857 LANCE SF40 - LG500 I
ZFR164821 LANCE SF40 - LG700 I
ZFR164819 LANCE SF40 - LG900 I
ZFR164820 LANCE SF40 - LG1200 I
ZFR164859 LANCE SF40 - LG1500 I
ZFR164858 LANCE SF40 - LG1800 I
ZFR164822 LANCE SF40 - LG2000 I

LANCE POIGNÉE ISOLANTE RECTANGULAIRE,
ENTREE MALE GAZ CONIQUE, ACIER ET INOX

Lance, with rectangular insulating handle, male entry conic gas, steel and stainless steel

LANCE S3 / L35 / I35 I



ZFR008095 LANCE S3 - LG500
ZFR010356 LANCE L35 - LG700
ZFR007588 LANCE L35 - LG900
ZFR007591 LANCE L35 - LG1200

ZFR164040 LANCE L35 - LG700 I
ZFR009221 LANCE L35 - LG900 I
ZFR009244 LANCE L35 - LG1200 I

POIGNÉE POUR LANCE
ET RALLONGE TUBE 1/4

Handle for lance and extension piece rigid pipe

POIGNEE LANCE



ZFR008119 LANCE DOUBLE P L35 - LG1019
ZFR009224 LANCE DOUBLE L35 - LG1019 I



Référence

LANCE POIGNÉE ISOLANTE RECTANGULAIRE
ENTREE MALE GAZ, INOX

Lance with rectangular insulating handle, male entry gas, stainless steel

POIGNEE LANCE



ZFR164823 LANCE L35 - LG380 I

RALLONGE
ENTREE / SORTIE MALE GAZ, INOX

Extension piece for lance, male entry / exit gas, stainless steel

RALLONGE I



ZFR164825 RALLONGE LG340 I
ZFR164826 RALLONGE LG500 I
ZFR164886 RALLONGE LG700 I
ZFR164824 RALLONGE LG900 I

POIGNÉE POUR LANCE
ET RALLONGE TUBE 1/4

Handle for lance and extension piece rigid pipe

POIGNEE LANCE



ZFR163971 POIGNEE LANCE

ADAPTEUR MALE DIN - FEMELLE ISO, LAITON

Brass adaptor DIN male - ISO female

MD - FI L



ZFR022614 MD 22 - FI 22 L

ACCESSOIRES LAVAGE HAUTE PRESSION - HIGH PRESSURE CLEANING ACCESSORIES



Référence

ADAPTEUR MALE DIN - MALE DIN,
LAITON OU ACIER

Brass or steel adaptor DIN male - DIN male

MDCT - MDCT



ZFR010216
ZFR004905

MDCT 22 - MDCT 22 L
MDCT 22 - MDCT 22

ADAPTEUR PROLONGE ISO MALE DIN - MALE DIN,
LAITON

Extended isolated brass adaptor DIN male - DIN male

MD - MD PROLONGE



ZFR008128

RAC PROLONGE MD 22 - MD 22

ADAPTEUR MALE DIN - MALE ET
FEMELLE GAZ LAITON

Extended isolated brass adaptor DIN male - DIN male

MD - MC L / MD - FG L



ZFR007593
ZFR007594
ZFR061330
ZFR005425
ZFR005423

MD 22 - MC 1/4 L
MD 22 - MC 3/8 L
MD 22 - MC 1/2 L
MD 21 - MC 1/4 L
MD 21 - MC 3/8 L

ZFR007595
ZFR007596
ZFR164841
ZFR005515
ZFR005417

MD 22 - FG 1/4 L
MD 22 - FG 3/8 L
MD 22 - FG 1/2 L
MD 21 - FG 1/4 L
MD 21 - FG 3/8 L



Référence

ADAPTEUR MALE DIN - MALE ET
FEMELLE GAZ RALLONGÉ, LAITON

Extended brass adaptor DIN male - BSP male and female

**MD - MC RALLONGE L
MD - FG RALLONGE L**



ZFR009234
ZFR009233

MD 22 - MC 1/4 RALLONGE L
MD 22 - MC 3/8 RALLONGE L

ZFR009231
ZFR009232

MD 22 - FG 1/4 RALLONGE L
MD 22 - FG 3/8 RALLONGE L

ECROU TOURNANT - MALE ET
FEMELLE GAZ LAITON

Rotating nut brass adaptor - BSP male and female

ETK - MC L / ETK - FG L



ZFR021800
ZFR021802
ZFR164840
ZFR021804
ZFR021806

ETK 22 - MC 1/4 L
ETK 22 - MC 3/8 L
ETK 22 - MC 1/2 L
ETK 21 - MC 1/4 L
ETK 21 - MC 3/8 L

ZFR021801
ZFR021803
ZFR061328
ZFR021805
ZFR021807

ETK 22 - FG 1/4 L
ETK 22 - FG 3/8 L
ETK 22 - FG 1/2 L
ETK 21 - FG 1/4 L
ETK 21 - FG 3/8 L

ECROU TOURNANT - MALE ET
FEMELLE GAZ FIXE RALLONGÉ, LAITON

Extended brass adaptor DIN male - BSP male and female

**ETK - MC RALLONGE L
ETK - FG RALLONGE L**



ZFR009235
ZFR009237

ETK 22 - MC 1/4 RALLONGE L
ETK 22 - MC 3/8 RALLONGE L

ZFR009236
ZFR164036

ETK 22 - FG 1/4 RALLONGE L
ETK 22 - FG 3/8 RALLONGE L

HIGH PRESSURE CLEANING ACCESSORIES - ACCESSOIRES LAVAGE HAUTE PRESSION



Référence

ECROU TOURNANT - MALE DIN ET MALE GAZ
TOURNANT SOUS PRESSION, LAITON

*Brass swiveling rotating nut, DIN male and BSP male
swiveling under pressure*

ETK - MD TOURNANT L
ETK - MC TOURNANT L



ZFR021814 RACCORD TOURNANT ETK22-MD22 L

ZFR007608 RACCORD TOURNANT ETK22-MC1/4 L

ADAPTEUR MALE GAZ CYLINDRIQUE - MALE ET
FEMELLE GAZ, LAITON

Extended brass adaptor DIN male - BSP male and female

MG - MC L / MG - FG L



ZFR009239 MG 1/2 - MC 1/4 L

ZFR009241 MG 1/2 - MC 3/8 L

ZFR009238 MG 1/2 - FG 1/4 L

ZFR009240 MG 1/2 - FG 3/8 L

ADAPTEUR PROLONGE POUR POIGNÉE,
MALE DIN - ELK

Extended adaptor for DIN - ELK male handle

ADAPTEUR BUS K



ZFR017474 ADAPT BUS KARCHER MD 22 - ELK 10



Référence

ECROU TOURNANT - MALE ET
FEMELLE GAZ FIXE RALLONGÉ, LAITON

Extended brass adaptor DIN male - BSP male and female

ETG - MC L / ETG - FG L



ZFR008090 ETG 1/2 - MC 1/4 L

ZFR008092 ETG 1/2 - MC 3/8 L

ZFR008089 ETG 1/2 - FG 1/4 L

ZFR008091 ETG 1/2 - FG 3/8 L

ADAPTEUR MALE "STIHL" MÉTRIQUE - FEMELLE GAZ,
LAITON

Brass adaptor metric male - female BSP

M - FG L STL L



ZFR011560 M 27X150 - FG 3/8 STL L

RÉGULATEUR DE DÉBIT, MALE CONIQUE - FEMELLE
GAZ, LAITON

Flow limiter, conic male - female BSP, brass

REGULATEUR DE DEBIT



ZFR009243 REGULATEUR DE DEBIT - MF 1/4 L

RACCORD PIVOTANT SANS PRESSION
MALE GAZ - FEMELLE GAZ LAITON
Pressureless swiveling adaptor, conic male BSP - female BSP, brass

RACCORD PIVOTANT MC - FG L



ZFR007606 RACCORD PIVOTANT - MF 3/8 L

ACCESSOIRES LAVAGE HAUTE PRESSION - HIGH PRESSURE CLEANING ACCESSORIES



Référence

RACCORD ROTATIF SOUS PRESSION
MALE GAZ CONIQUE - FEMELLE GAZ, LAITON
*Under Pressure rotary adaptor, conic male BSP - female
cylindrical gas, brass*

RACCORD ROTATIF MF L



ZFR007604 RACCORD ROTA - MF 1/4 L
ZFR007605 RACCORD ROTA - MF 3/8 L
ZFR008117 RACCORD ROTA - MF 1/2 L



Référence

CLAPET ANTI-RETOUR
FEMELLE GAZ, INOX
*Stainless steel non return valve (check valve)
female cylindrical BSP*

CAR FG I



ZFR009242 CAR FG 1/4 I
ZFR008093 CAR FG 3/8 I
ZFR164860 CAR FG 1/2 I

RACCORD ROTATIF SOUS PRESSION
MALE GAZ CONIQUE - FEMELLE GAZ, INOX
*Under Pressure rotary adaptor, conic male BSP - female
cylindrical gas, Stainless steel*

RACCORD ROTATIF MF I



ZFR010353 RACCORD ROTA - MF 1/4 I
ZFR009246 RACCORD ROTA - MF 3/8 I

COUPLEUR PASSAGE LIBRE, MALE ACIER
COUPLEUR PASSAGE LIBRE, FEMELLE LAITON
COUPLEUR PASSAGE LIBRE, MALE ET FEMELLE INOX
*Free flow type quick coupling, steel male
Free flow typequick coupling , bras female
Free flow type quick coupling, stainless steel male and female*

CPLM FG / CPLF FG



ZFR007892 CPLM AR31 - FG 3/8*
ZFR007609 CPLF AR31 - FG 3/8 L**
ZFR014479 CPLM AR35 - FG 3/8 I*
ZFR014478 CPLF AR35 - FG 3/8 I**

RACCORD ROTATIF SOUS PRESSION COUDÉ À 90°,
MALE GAZ CONIQUE - FEMELLE GAZ, INOX
*90° under Pressure elbow rotary adaptor, conic male BSP - female
cylindrical gas, Stainless steel*

RACCORD ROTATIF MF I 90°



ZFR009245 RACCORD ROTA - MF 1/4 90° I
ZFR164043 RACCORD ROTA - MF 3/8 90° I

COUPLEUR PASSAGE LIBRE, MALE ACIER
COUPLEUR PASSAGE LIBRE, FEMELLE LAITON
*Free flow type quick coupling, steel male
Free flow type quick coupling, bras female*

CPLM / CPLF AR2



ZFR063609 CPLM AR2 - FG 3/8
ZFR014238 CPLF AR2 - FG 3/8

HIGH PRESSURE CLEANING ACCESSORIES - ACCESSOIRES LAVAGE HAUTE PRESSION



Référence

COUPLEUR PASSAGE LIBRE,
MALE ET FEMELLE

Quick coupling, free flow type, male and female

CPLM FG / CPLF FG



Q03710041A-04-04 CPLM FG 1/4
Q03710041A-06-06 CPLM FG 3/8
Q03710041A-08-08 CPLM FG 1/2

Q03811041A-04-04 CPLF FG 1/4
Q03811041A-06-06 CPLF FG 3/8
Q03811041A-08-08 CPLF FG 1/2

COUPLEUR PASSAGE LIBRE, MALE INOX
COUPLEUR PASSAGE LIBRE, FEMELLE LAITON, JOINT VITON

Quick coupling, free flow type, stainless steel male
Quick coupling, free flow type, brass female, viton seal

CPLM AR4 I / CPLF AR4 L



ZFR089653 CPLM AR4 - FG 1/4 I

ZFR162281 CPLF AR4 - MC 1/4 L

COUPLEUR EAU BASSE PRESSION, MALE ET FEMELLE
LAITON NICKELÉ, POUR PISTOLET BP

Brass quick coupling, water, male and female,
for low pressure spray gun

CPLM M BP / CPLF CSL BP



ZFR164983 CPLM M1/2 BP L

ZFR164985 CPLF CSL 13 BP L



Référence

BUSE HAUTE PRESSION,
MALE BRIGGS (NPT)INOX

High pressure nozzle, male BRIGGS NPT, stainless steel

BUSE HP



ZFR161364 BUSE HP 0°/03 - MB 1/4 I
ZFR161366 BUSE HP 0°/035 - MB 1/4 I
ZFR161367 BUSE HP 0°/04 - MB 1/4 I
ZFR161368 BUSE HP 0°/045 - MB 1/4 I
ZFR161369 BUSE HP 0°/05 - MB 1/4 I
ZFR161370 BUSE HP 0°/055 - MB 1/4 I
ZFR161371 BUSE HP 0°/06 - MB 1/4 I
ZFR161372 BUSE HP 0°/065 - MB 1/4 I
ZFR161373 BUSE HP 0°/07 - MB 1/4 I
ZFR164018 BUSE HP 0°/08 - MB 1/4 I
ZFR164019 BUSE HP 0°/09 - MB 1/4 I
ZFR024406 BUSE HP 15°/02 - MB 1/4 I
ZFR008098 BUSE HP 15°/03 - MB 1/4 I
ZFR008099 BUSE HP 15°/035 - MB 1/4 I
ZFR008100 BUSE HP 15°/04 - MB 1/4 I
ZFR008101 BUSE HP 15°/045 - MB 1/4 I
ZFR008102 BUSE HP 15°/05 - MB 1/4 I
ZFR008103 BUSE HP 15°/055 - MB 1/4 I
ZFR008104 BUSE HP 15°/06 - MB 1/4 I
ZFR164020 BUSE HP 15°/065 - MB 1/4 I
ZFR008105 BUSE HP 15°/07 - MB 1/4 I
ZFR008106 BUSE HP 15°/08 - MB 1/4 I
ZFR164021 BUSE HP 15°/09 - MB 1/4 I
ZFR026866 BUSE HP 25°/02 MB 1/4 I
ZFR008107 BUSE HP 25°/03 - MB 1/4 I
ZFR008108 BUSE HP 25°/035 - MB 1/4 I
ZFR008109 BUSE HP 25°/04 - MB 1/4 I
ZFR008110 BUSE HP 25°/045 - MB 1/4 I
ZFR008111 BUSE HP 25°/05 - MB 1/4 I
ZFR008112 BUSE HP 25°/055 - MB 1/4 I
ZFR164022 BUSE HP 25°/06 - MB 1/4 I
ZFR164023 BUSE HP 25°/065 - MB 1/4 I
ZFR161374 BUSE HP 25°/07 - MB 1/4 I
ZFR011956 BUSE HP 25°/08 - MB 1/4 I
ZFR164024 BUSE HP 25°/09 - MB 1/4 I
ZFR161817 BUSE HP 40°/03 - MB 1/4 I
ZFR164025 BUSE HP 40°/035 - MB 1/4 I
ZFR161818 BUSE HP 40°/04 - MB 1/4 I
ZFR161819 BUSE HP 40°/045 - MB 1/4 I
ZFR161820 BUSE HP 40°/05 - MB 1/4 I
ZFR161821 BUSE HP 40°/055 - MB 1/4 I
ZFR067094 BUSE HP 40°/06 - MB 1/4 I
ZFR164026 BUSE HP 40°/065 - MB 1/4 I
ZFR161822 BUSE HP 40°/07 - MB 1/4 I
ZFR161823 BUSE HP 40°/08 - MB 1/4 I
ZFR161824 BUSE HP 40°/09 - MB 1/4 I

ACCESSOIRES LAVAGE HAUTE PRESSION - HIGH PRESSURE CLEANING ACCESSORIES



Référence

BUSE ROTATIVE, FEMELLE GAZ

Rotating nozzle, female BSP

BUSE ROTA



ZFR161333	BUSE ROTA TPL 028 - FG 1/4
ZFR161334	BUSE ROTA TPL 033 - FG 1/4
ZFR161335	BUSE ROTA TPL 04 - FG 1/4
ZFR161356	BUSE ROTA TPL 045 - FG1/4
ZFR161357	BUSE ROTA TPL 053 - FG 1/4
ZFR063608	BUSE ROTA TPR35 045 - FG 1/4
ZFR161360	BUSE ROTA TPR35 05 - FG 1/4
ZFR009258	BUSE ROTA TPR35 055 - FG 1/4
ZFR161361	BUSE ROTA TPR35 06 - FG 1/4
ZFR009259	BUSE ROTA TPR35 065 - FG 1/4
ZFR161345	BUSE ROTOJET 500 03 - FG 1/4 I
ZFR161346	BUSE ROTOJET 500 04 - FG 1/4 I
ZFR161347	BUSE ROTOJET 500 045 - FG 1/4I
ZFR161348	BUSE ROTOJET 500 05 - FG 1/4 I
ZFR161349	BUSE ROTOJET 500 055 - FG 1/4I
ZFR161350	BUSE ROTOJET 500 06 - FG 1/4 I
ZFR161351	BUSE ROTOJET 500 065 - FG 1/4I



Référence

BUSE JET RÉTRO, NETTOYAGE CANALISATION, FEMELLE GAZ, INOX

Retro jet nozzle, female BSP, stainless steel

BUSE ROTA



ZFR161333	BUSE ROTA TPL 028 - FG 1/4
ZFR161334	BUSE ROTA TPL 033 - FG 1/4
ZFR161335	BUSE ROTA TPL 04 - FG 1/4
ZFR161356	BUSE ROTA TPL 045 - FG1/4
ZFR161357	BUSE ROTA TPL 053 - FG 1/4
ZFR063608	BUSE ROTA TPR35 045 - FG 1/4
ZFR161360	BUSE ROTA TPR35 05 - FG 1/4
ZFR009258	BUSE ROTA TPR35 055 - FG 1/4
ZFR161361	BUSE ROTA TPR35 06 - FG 1/4
ZFR009259	BUSE ROTA TPR35 065 - FG 1/4
ZFR161345	BUSE ROTOJET 500 03 - FG 1/4 I
ZFR161346	BUSE ROTOJET 500 04 - FG 1/4 I
ZFR161347	BUSE ROTOJET 500 045 - FG 1/4I
ZFR161348	BUSE ROTOJET 500 05 - FG 1/4 I
ZFR161349	BUSE ROTOJET 500 055 - FG 1/4I
ZFR161350	BUSE ROTOJET 500 06 - FG 1/4 I
ZFR161351	BUSE ROTOJET 500 065 - FG 1/4I

BUSE À ANGLE VARIABLE AVEC BY-PASS, FEMELLE GAZ

Variable angle nozzle with by-pass, female BSP

BUSE T10P



ZFR009249	BUSE T10P 025 - FG 1/4
ZFR009250	BUSE T10P 03 - FG 1/4
ZFR009251	BUSE T10P 035 - FG 1/4
ZFR009252	BUSE T10P 042 - FG 1/4

BUSE JET RÉTRO, NETTOYAGE CANALISATION, MALE GAZ CONIQUE, INOX OU LAITON

Retro jet nozzle, conic BSP male, stainless steel or brass

BUSE JET RETRO



ZFR007598	BUSE JET RETRO - MC 1/4 I
ZFR007599	BUSE JET RETRO - MC 3/8 I
ZFR007600	BUSE JET RETRO - MC 1/4 L

BUSE ROTATIVE 3 JETS ARRIÈRE, NETTOYAGE CANALISATION, FEMELLE GAZ

Rotating nozzle three ways, female BSP

BUSE ROTA



ZFR089193	BR 3JAR 18-04
ZFR162282	BR 3JAR 18-05
ZFR162283	BR 3JAR 18-06
ZFR163976	BR 3JAR 14-04
ZFR163977	BR 3JAR 14-05
ZFR163978	BR 3JAR 14-06
ZFR163981	BR 3JAR 38-05
ZFR163982	BR 3JAR 38-06
ZFR162285	BR 3JAR 38-08

HIGH PRESSURE CLEANING ACCESSORIES - ACCESSOIRES LAVAGE HAUTE PRESSION



Référence

**BUSE VAPEUR,
FEMALE GAZ, LAITON**
Steam nozzle, female BSP, brass

BUSE VAPEUR



ZFR082873 BUSE VAPEUR 05 - FG 1/4 L

**BUSE BASSE PRESSION, JET PLAT A 50°
MALE GAZ CONIQUE, LAITON**
Low pressure nozzle, 50° flat jet, conic male BSP, brass

BUSE BP L



ZFR008114 BUSE BP 50°/60 - MC 1/4 L

**CANON À MOUSSE AVEC RÉSERVOIR,
FEMELLE GAZ**
Foam injector with tank, female cylindrical BSP

CANON A MOUSSE



ZFR164027 CANON A MOUSSE FL803 - 1L

**FILTRE PLASTIQUE, MALE GAZ CONIQUE - FEMELLE GAZ,
FILTRE PLASTIQUE DÉTERGENT, POUR TUYAU 8MM**
*Plastic intake strainer, male conic BSP - female cylindrical BSP
Plastic filter detergent*

FILTRE



ZFR010354 FILTRE MV18 - MF 1/2

ZFR007611 FILTRE DÉTERGENT



Référence

**POIGNÉE CAOUTCHOUC,
LAVAGE HAUTE PRESSION**
Rubber grip for high pressure washer hose

PC



ZFR008414 PC 15 BLEUE
ZFR008413 PC 17 BLEUE
ZFR008415 PC 20 BLEUE
ZFR051687 PC 22 BLEUE
ZFR051688 PC 24 BLEUE

ZFR009785 PC 15
ZFR021757 PC 17
ZFR006208 PC 20

**JOINT ET BAGUE
POUR ACCESSOIRE LAVAGE**
O'ring and seal for high pressure washer fitting

JT / BAE



nitrile



viton



ZFR005361 JT K
ZFR017392 JT ELK
ZFR021792 JT ELK 11

ZFR062967 JT K VITON
ZFR165489 JT ELK VITON
ZFR165490 JT ELK 11 VITON

ZFR021894 BAE ETK 22

ACCESSOIRES LAVAGE HAUTE PRESSION - HIGH PRESSURE CLEANING ACCESSORIES



Référence

ENROULEUR AUTOMATIQUE ACIER
À RESSORT AVEC RACCORD ENTRÉE
ET ACCESSOIRES

Hose reel, steel type and accessories

ENROULEUR ACIER



ZFR028172	ENROULEUR ACIER 15M
ZFR018646	ENROULEUR ACIER 20M
ZFR165321	ENROULEUR ACIER 25M
ZFR028173	FIX MUR PIVOT ENR ACIER 15M
ZFR042205	FIX MUR PIVOT ENR ACIER 20/25M
ZFR165487	ADA M 1/2 90° ENROULEUR ACIER
ZFR167810	STOP TUYAU ENROULEUR DIAM 15
ZFR167811	STOP TUYAU ENROULEUR DIAM 17
ZFR167812	STOP TUYAU ENROULEUR DIAM 20

ENROULEUR AUTOMATIQUE INOX 304L
À RESSORT AVEC RACCORD ENTRÉE
ET ACCESSOIRES

Hose reel, steel type and accessories

ENROULEUR INOX



ZFR163567	ENROULEUR INOX 15M
ZFR163292	ENROULEUR INOX 20M
ZFR165322	ENROULEUR INOX 25M
ZFR163534	FIX MUR PIVOT ENR INOX 15M
ZFR163293	FIX MUR PIVOT ENR INOX 20/25M
ZFR165488	ADA M 1/2 90° I ENROULEUR INOX
ZFR167810	STOP TUYAU ENROULEUR DIAM 15
ZFR167811	STOP TUYAU ENROULEUR DIAM 17
ZFR167812	STOP TUYAU ENROULEUR DIAM 20



Référence

ENROULEUR AUTOMATIQUE ACIER
À RESSORT BRAS ARTICULÉ, AVEC RACCORD ENTRÉE
ET ACCESSOIRES

Winder with articulated arm, steel type and accessories

ENROULEUR ACIER BRAS ARTI



ZFR165491	ENROULEUR ACIER BRAS ARTI 15M
ZFR028173	FIX MUR PIVOT ENR ACIER 15M
ZFR165487	ADA M 1/2 90° ENROULEUR ACIER
ZFR167810	STOP TUYAU ENROULEUR DIAM 15
ZFR167811	STOP TUYAU ENROULEUR DIAM 17
ZFR167812	STOP TUYAU ENROULEUR DIAM 20

ENROULEUR AUTOMATIQUE INOX 304L
À RESSORT BRAS ARTICULÉ, AVEC RACCORD ENTRÉE
ET ACCESSOIRES

Winder with articulated arm, stainless steel type and accessories

ENROULEUR ACIER BRAS ARTI



ZFR165323	ENROULEUR INOX BRAS ARTI 15M
ZFR163534	FIX MUR PIVOT ENR INOX 15M
ZFR165488	ADA M 1/2 90° I ENROULEUR INOX
ZFR167810	STOP TUYAU ENROULEUR DIAM 15
ZFR167811	STOP TUYAU ENROULEUR DIAM 17
ZFR167812	STOP TUYAU ENROULEUR DIAM 20

HIGH PRESSURE CLEANING ACCESSORIES - ACCESSOIRES LAVAGE HAUTE PRESSION



Référence

BROSSE DE NETTOYAGE VÉHICULE,
ET MANCHE POUR BROSSE

Cleaning brush and brush handle

BROSSE NET



- | | |
|-----------|---------------------------|
| ZFR050198 | BROSSE NET NATURELLE 65 |
| ZFR163995 | BROSSE NET SYNTHETIQUE 60 |
| ZFR164042 | MANCHE BROSSE NET LG900 |



Référence

BROSSE À PASSAGE D'EAU,
ET MANCHE TÉLÉSCOPIQUE

Cleaning brush and telescopic handle for brush

BROSSE PASSAGE EAU



- | | |
|-----------|--------------------------------|
| ZFR162278 | BROSSE PASSAGE EAU L280 |
| ZFR162279 | MANCHE TELESCOPIQUE BROSS L280 |

LANCE DE LAVAGE
POUR NETTOYEUR HAUTE PRESSION

Equipped hose for high pressure cleaner

LKB HP



- | | |
|-----------|-----------------------------|
| ZFR160624 | LKB 550B 5/16 20M 2ETK22 |
| ZFR160625 | LKB 550B 5/16 20M 2FBSP 3/8 |
| ZFR160657 | LKB 525B 3/8 20M 2ETK22 3/8 |
| ZFR160658 | LKB 525B 3/8 20M 2FBSP 3/8 |

BASSE PRESSION - LOW PRESSURE



Référence

TUBE POLYAMIDE FLEXIBLE "RILSAN"

RILSAN polyamide hose tubing

RILSAN



ZFR007426	RILSAN 2X04 NATUREL
ZFR014608	RILSAN 2,5X04 NATUREL
ZFR014605	RILSAN 2,7X04 NATUREL
ZFR014610	RILSAN 3X05 NATUREL
ZFR014611	RILSAN 3X06 NATUREL
ZFR007441	RILSAN 4X06 NATUREL
ZFR014612	RILSAN 5X07 NATUREL
ZFR007446	RILSAN 6X08 NATUREL
ZFR014913	RILSAN 7X10 NATUREL
ZFR014613	RILSAN 7,5X10 NATUREL
ZFR007452	RILSAN 8X10 NATUREL
ZFR014616	RILSAN 8X12 NATUREL
ZFR014619	RILSAN 9X12 NATUREL
ZFR007456	RILSAN 10X12 NATUREL
ZFR007457	RILSAN 10X14 NATUREL
ZFR014614	RILSAN 11X14 NATUREL
ZFR007459	RILSAN 12X14 NATUREL
ZFR014622	RILSAN 12X15 NATUREL
ZFR007422	RILSAN 12X16 NATUREL
ZFR014618	RILSAN 13X16 NATUREL
ZFR014615	RILSAN 14X18 NATUREL

ZFR005199	RILSAN 2X04 NOIR
ZFR014589	RILSAN 2,5X04 NOIR
ZFR014587	RILSAN 2,7X04 NOIR
ZFR014591	RILSAN 3X05 NOIR
ZFR014592	RILSAN 3X06 NOIR
ZFR005200	RILSAN 4X06 NOIR
ZFR014593	RILSAN 5X07 NOIR
ZFR005201	RILSAN 6X08 NOIR
ZFR014914	RILSAN 7X10 NOIR
ZFR014594	RILSAN 7,5X10 NOIR
ZFR005202	RILSAN 8X10 NOIR
ZFR014597	RILSAN 8X12 NOIR
ZFR014600	RILSAN 9X12 NOIR
ZFR005204	RILSAN 10X12 NOIR
ZFR005205	RILSAN 10X14 NOIR
ZFR014595	RILSAN 11X14 NOIR
ZFR005206	RILSAN 12X14 NOIR
ZFR014603	RILSAN 12X15 NOIR
ZFR005207	RILSAN 12X16 NOIR
ZFR014599	RILSAN 13X16 NOIR
ZFR014596	RILSAN 14X18 NOIR
ZFR014602	RILSAN 20X24 NOIR
ZFR014604	RILSAN 20X25 NOIR



Référence

FOURRURE
POUR TUBE POLYAMIDE
Inner sheath for polyamid tubing

F



ZFR005208	F2
ZFR005209	F4
ZFR005210	F6
ZFR005211	F8
ZFR005212	F8,5
ZFR005213	F9
ZFR005214	F10
ZFR005215	F11,5
ZFR005216	F12

COFFRET BASSE PRESSION

Low pressure diesel fuel line crimping tool kit

COFFRET BP



ZFR012448	COFFRET BP
-----------	------------

BASSE PRESSION
Low pressure



Référence

COLLIER À GRIFFES
POUR RACCORD "EXPRESS" ACIER
Steel clamp with "claws" for express coupling

CEXP



ZFR016510	CEXP 15
ZFR016511	CEXP 17
ZFR016571	CEXP 20
ZFR016572	CEXP 23
ZFR016574	CEXP 26
ZFR016575	CEXP 29
ZFR016576	CEXP 32
ZFR016577	CEXP 36
ZFR016578	CEXP 38
ZFR016579	CEXP 42

EMBOU "EXPRESS"
LAITON MATRICÉ

Brass express coupling

CSL EXP



ZFR016427	CSL 06 EXP
ZFR016428	CSL 07 EXP
ZFR016429	CSL 08 EXP
ZFR016430	CSL 09 EXP
ZFR016431	CSL 10 EXP
ZFR003892	CSL 13 EXP
ZFR003893	CSL 16 EXP
ZFR003622	CSL 19 EXP
ZFR016435	CSL 22 EXP
ZFR003623	CSL 25 EXP
ZFR016436	CSL 30 EXP



Référence

RACCORD LAITON MALE CONIQUE
(WHITWORTH)
BSP tapered male brass express coupling (whitworth)

EXP MC



ZFR016438	EXP MC 1/4
ZFR016438	EXP MC 3/8
ZFR003891	EXP MC 1/2
ZFR003621	EXP MC 3/4
ZFR016441	EXP MC 1"
ZFR016442	EXP MC 1 1/4"

EMBOU LAITON FEMELLE GAZ
(WHITWORTH)

BSP parallel female brass express coupling (whitworth)

EXP FG



ZFR016443	EXP FG 1/4
ZFR016445	EXP FG 3/8
ZFR016446	EXP FG 1/2
ZFR003620	EXP FG 3/4
ZFR016447	EXP FG 1"
ZFR016449	EXP FG 1 1/4"

BOUCHON EN LAITON MATRICÉ
ET JOINT POUR RACCORD "EXPRESS"

Brass cap and seal for express coupling

B EXP / JT EXP



ZFR011316	B EXP
ZFR003894	JT EXP
ZFR016468	JT EXP VITON

BASSE PRESSION - LOW PRESSURE

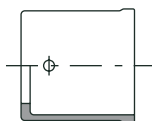


Référence

JUPE À SERTIR POUR TUYAUX TTM ET TTE

Ferrule for TTM and TTE hoses

J .. S



ZFR100073	J 09 S
ZFR100074	J 10 S
ZFR100076	J 11 S
ZFR100077	J 12 S
ZFR100078	J 13 S
ZFR100079	J 14 S
ZFR100080	J 15 S
ZFR100081	J 16 S
ZFR100082	J 17 S
ZFR100083	J 18 S
ZFR100084	J 19 S
ZFR100085	J 20 S
ZFR100086	J 22 S
ZFR100087	J 23 S
ZFR100088	J 24 S
ZFR100089	J 26,5 S
ZFR100090	J 28 S
ZFR100091	J 30,5 S
ZFR100092	J 33 S

ECROU TOURNANT GAZ
(WHITWORTH)

BSP thread (whitworth) swivel nut

ETW

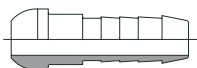


ZFR003760	ETW 05-1/8
ZFR021013	ETW 06-1/4
ZFR003750	ETW 08-1/4
ZFR021015	ETW 10-3/8
ZFR021016	ETW 12-1/2
ZFR021017	ETW 15-1/2
ZFR021018	ETW 15-5/8
ZFR021019	ETW 18-3/4

EMBOUT CÔNE 60°

60° cone fitting

EC .. S



ZFR003751	EC 05 S
ZFR100184	EC 06 S
ZFR100185	EC 08 S
ZFR100186	EC 10 S
ZFR100187	EC 12 S
ZFR100188	EC 15 S
ZFR100190	EC 18 S



Référence

EMBOUT LISSE DROIT

Standpipe fitting

EL .. S

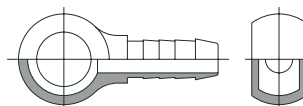


ZFR100240	EL 04 S
ZFR100242	EL 05 S
ZFR100243	EL 06 S
ZFR100245	EL 08 S
ZFR100248	EL 10 S
ZFR100250	EL 12 S
ZFR003748	EL 14 S
ZFR100253	EL 15 S
ZFR100255	EL 16 S
ZFR100256	EL 18 S

EMBOUT ORIENTABLE
TYPE BANJO

Banjo fitting

EB .. S

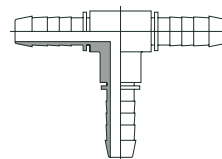


ZFR100094	EB 05/08 S
ZFR100095	EB 05/10 S
ZFR100096	EB 05/12 S
ZFR100097	EB 05/14 S
ZFR100098	EB 06/10 S
ZFR100099	EB 06/12 S
ZFR100101	EB 06/14 S
ZFR100102	EB 08/10 S
ZFR100103	EB 08/12 S
ZFR100104	EB 08/12,7 S
ZFR100105	EB 08/14 S
ZFR100106	EB 10/12 S
ZFR100107	EB 10/14 S
ZFR100108	EB 10/16 S
ZFR100110	EB 10/18 S
ZFR100111	EB 12/16 S
ZFR100113	EB 12/18 S
ZFR100114	EB 15/18 S
ZFR100115	EB 15/22 S

EMBOUT TÉ

Tee fitting

ET .. S



ZFR100445	ET 05 S
ZFR100446	ET 06 S
ZFR100447	ET 08 S
ZFR100448	ET 10 S

BASSE PRESSION
Low pressure



Référence

TUYAU UNE TRESSE TEXTILE,
TUBE INTERIEUR POLYAMIDE,
ROBE EXTERIEURE EPDM

*One textile braid hose, polyamid inner tube,
EPDM outer cover*

REFRIMASTER

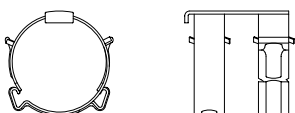


H090020080085	REFRIMASTER 5/16
H090020100085	REFRIMASTER 3/8
H090020130085	REFRIMASTER 1/2
H090020160085	REFRIMASTER 5/8

DOUBLE CLIPS INOX
POUR TUYAU REFRIMASTER

Double clamp stainless steel for Refrimaster hose

CLIP REFRI

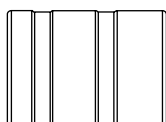


C01000-06	CLIPS REFRI 08
C01000-08	CLIPS REFRI 10
C01000-10	CLIPS REFRI 13
C01000-12	CLIPS REFRI 16

JUPE POUR TUYAU REFRIMASTER

Ferrule for REFRIMASTER hose

JS REFRI

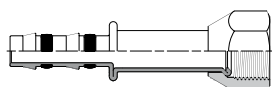


C00700-06	JS REFRI 08
C00700-08	JS REFRI 10
C00700-10	JS REFRI 13
C00700-12	JS REFRI 16

EMBOUT FEMELLE SAE DROIT

Straight SAE female fitting

FSAE



C42610-06-04	CLI 08 FSAE 7/16
C42610-06-06	CLI 08 FSAE 5/8
C42610-08-06	CLI 10 FSAE 5/8
C42610-08-08	CLI 10 FSAE 3/4



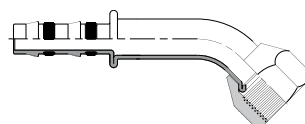
Référence

ZFR011039	CLI 13 FSAE 3/4
C42610-10-10	CLI 13 FSAE 7/8
ZFR011041	CLI 16 FSAE 7/8

EMBOUT FEMELLE SAE À 45°

45° elbow SAE female fitting

FSAE 45°

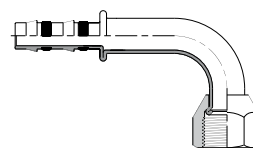


C42640-06-04	CLI 08 FSAE 7/16 45°
C42640-06-06	CLI 08 FSAE 5/8 45°
C42640-08-08	CLI 10 FSAE 3/4 45°
C42640-10-10	CLI 13 FSAE 7/8 45°
C42640-12-10	CLI 16 FSAE 7/8 45°
ZFR011050	CLI 16 FSAE 1"1/16 45°

EMBOUT FEMELLE SAE À 90°

90° elbow SAE female fitting

FSAE 90°

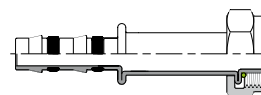


C42690-06-04	CLI 08 FSAE 7/16 90°
C42690-06-06	CLI 08 FSAE 5/8 90°
C42690-08-06	CLI 10 FSAE 5/8 90°
C42690-08-08	CLI 10 FSAE 3/4 90°
ZFR011055	CLI 13 FSAE 3/4 90°
C42690-10-10	CLI 13 FSAE 7/8 90°
C42690-12-10	CLI 16 FSAE 7/8 90°
C42690-12-12	CLI 16 FSAE 1"1/16 90°

EMBOUT FEMELLE O'RING DROIT

Straight O'ring female fitting

FO



C47910-06-06	CLI 08 FO 5/8
C47910-06-08	CLI 08 FO 3/4
C47910-08-06	CLI 10 FO 5/8
C47910-08-08	CLI 10 FO 3/4
C47910-08-11	CLI 10 FO 1"
C47910-10-08103	CLI 13 FO 3/4
C47910-10-10	CLI 13 FO 7/8
C47910-10-11	CLI 13 FO 1"
C47910-12-10	CLI 16 FO 7/8
ZFR011087	CLI 16 FO 1"
C47910-12-12	CLI 16 FO 1"1/16

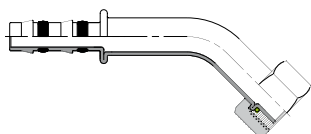
CLIMATISATION - REFRIGERATION



Référence

EMBOUIT FEMELLE O'RING À 45°
45° elbow O'ring female fitting

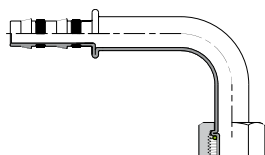
FO 45°



C47940-06-06	CLI 08 FO 5/8 45°
C47940-08-08	CLI 10 FO 3/4 45°
C47940-08-11	CLI 10 FO 1" 45°
C47940-10-08	CLI 13 FO 3/4 45°
C47940-10-10	CLI 13 FO 7/8 45°
C47940-10-11	CLI 13 FO 1" 45°
C47940-12-10	CLI 16 FO 7/8 45°
ZFR041694	CLI 16 FO 1" 45°
C47940-12-12	CLI 16 FO 1"1/16 45°

EMBOUIT FEMELLE O'RING À 90°
90° elbow O'ring female fitting

FO 90°

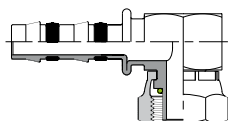


C47990-06-06	CLI 08 FO 5/8 90°
C47990-06-08	CLI 08 FO 3/4 90°
C47990-08-06	CLI 10 FO 5/8 90°
C47990-08-08	CLI 10 FO 3/4 90°
C47990-08-11	CLI 10 FO 1" 90°
C47990-10-08	CLI 13 FO 3/4 90°
C47990-10-10	CLI 13 FO 7/8 90°
C47990-10-11	CLI 13 FO 1" 90°
C47990-12-10	CLI 16 FO 7/8 90°
C47990-12-11	CLI 16 FO 1" 90°
C47990-12-12	CLI 16 FO 1"1/16 90°

EMBOUIT FEMELLE O'RING
COMPACT À 90°

Compact 90° O'ring female fitting

FOC 90°



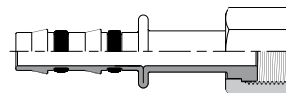
C47980-08-08	CLI 10 FOC 3/4 90°
ZFR052255	CLI 10 FOC 1" 90°
C47980-10-10	CLI 13 FOC 7/8 90°
ZFR052256	CLI 13 FOC 1" 90°
ZFR030510	CLI 16 FOC 7/8 90°
ZFR046450	CLI 16 FOC 1" 90°



Référence

EMBOUIT FEMELLE
JOINT AVANT DROIT (TYPE ORFS)
Straight ORFS female fitting

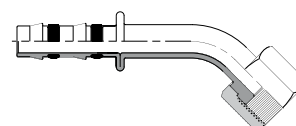
FJA



C47940-06-06	CLI 08 FO 5/8 45°
C47940-08-08	CLI 10 FO 3/4 45°
C47940-08-11	CLI 10 FO 1" 45°
C47940-10-08	CLI 13 FO 3/4 45°
C47940-10-10	CLI 13 FO 7/8 45°
C47940-10-11	CLI 13 FO 1" 45°
C47940-12-10	CLI 16 FO 7/8 45°
ZFR041694	CLI 16 FO 1" 45°
C47940-12-12	CLI 16 FO 1"1/16 45°

EMBOUIT FEMELLE
JOINT AVANT À 45° (TYPE ORFS)
45° elbow ORFS female fitting

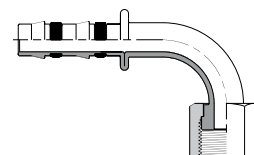
FJA 45°



C42440-06-04	CLI 08 FJA 9/16 45°
C42440-06-06	CLI 08 FJA 11/16 45°
C42440-08-08	CLI 10 FJA 13/16 45°
C42440-10-08	CLI 13 FJA 13/16 45°
C42440-10-10	CLI 13 FJA 1" 45°
C42440-12-12	CL 16 FJA 1"3/16 45°

EMBOUIT FEMELLE
JOINT AVANT À 90° (TYPE ORFS)
90° elbow ORFS female fitting

FJA 90°



C42490-06-04	CLI 08 FJA 9/16 90°
C42490-06-06028	CLI 08 FJA 11/16 90°
C42490-06-08	CLI 08 FJA 13/16 90°
C42490-08-08	CLI 10 FJA 13/16 90°
C42490-10-08	CLI 13 FJA 13/16 90°
C42490-10-10	CLI 13 FJA 1" 90°
C42490-12-10	CL 16 FJA 1" 90°
C42490-12-12	CL 16 FJA 1"3/16 90°

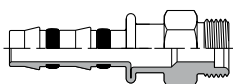


Référence

EMBOUIT MALE DROIT

Straight male fitting

M

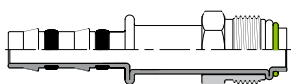


C37910-06-06	CLI 08 M 5/8
C37910-08-10	CLI 10 M 7/8
C37910-10-10	CLI 13 M 7/8

EMBOUIT MALE O'RING DROIT

Straight O'ring male fitting

MOR

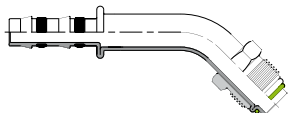


C38010-06-06	CLI 08 MOR 5/8
C38010-08-06	CLI 10 MOR 5/8
C38010-08-08	CLI 10 MOR 3/4
C38010-10-10	CLI 13 MOR 7/8
ZFR030509	CLI 16 MOR 7/8

EMBOUIT MALE O'RING À 45°

45° elbow O'ring male fitting

MOR 45°

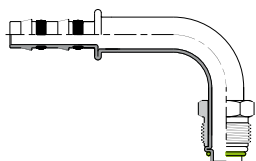


C38040-06-06	CLI 08 MOR 5/8 45°
C38040-08-06	CLI 10 MOR 5/8 45°
C38040-08-08	CLI 10 MOR 3/4 45°
C38040-10-10	CLI 13 MOR 7/8 45°
C38040-12-10	CLI 16 MOR 7/8 45°

EMBOUIT MALE O'RING À 90°

90° elbow O'ring male fitting

MOR 90°



C38090-06-06	CLI 08 MOR 5/8 90°
C38090-08-06	CLI 10 MOR 5/8 90°
C38090-08-08	CLI 10 MOR 3/4 90°
C38090-10-10	CLI 13 MOR 7/8 90°
C38090-12-10	CLI 16 MOR 7/8 90°

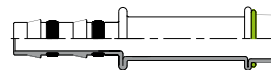


Référence

EMBOUIT LISSE POUR VALVE DROIT

Straight fitting for expansion valve

ELV

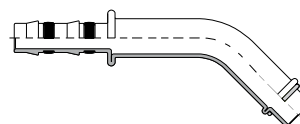


C47610-06-06	CLI 08 ELV
C47610-08-06	CLI 10 ELV
C47610-10-12	CLI 13 ELV
C47610-12-12	CLI 16 ELV

EMBOUIT LISSE
POUR VALVE À 45°

45° elbow fitting for expansion valve

ELV 45°

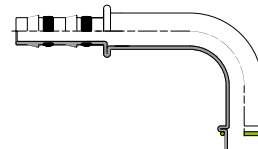


C47640-06-06	CLI 08 ELV 45°
C47640-10-12	CLI 13 ELV 45°

EMBOUIT LISSE
POUR VALVE À 90°

90° elbow fitting for expansion valve

ELV 90°

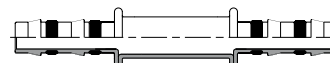


C47690-06-06	CLI 08 ELV 90°
C47690-10-12	CLI 13 ELV 90°
C47690-12-12	CLI 16 ELV 90°

EMBOUIT JONCTION DOUBLE DROIT

Straight connection fitting

JD



C30010-06-06	CLI 08 JD
C30010-08-08	CLI 10 JD
C30010-10-10	CLI 13 JD
C30010-12-12	CLI 16 JD

CLIMATISATION - REFRIGERATION

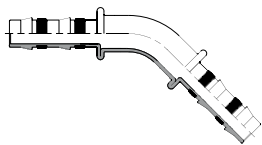


Référence

EMBOUJON JONCTION DOUBLE À 45°

45° elbow connection fitting

JD 45°

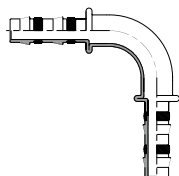


C30040-06-06	CLI 08 JD 45°
C30040-08-08	CLI 10 JD 45°
C30040-10-10	CLI 13 JD 45°
C30040-12-12	CLI 16 JD 45°

EMBOUJON JONCTION DOUBLE À 90°

90° elbow connection fitting

JD 90°

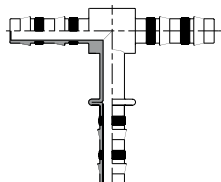


C30090-06-06	CLI 08 JD 90°
C30090-08-08	CLI 10 JD 90°
C30090-10-10	CLI 13 JD 90°
C30090-12-12	CLI 16 JD 90°

EMBOUJON JONCTION TRIPLE EN TÉ

Three ways connection fitting

JDT



C300T0-06-06-06	CLI 08 JDT
C300T0-08-08-08	CLI 10 JDT
C300T0-10-10-10	CLI 13 JDT
C300T0-12-12-12	CLI 16 JDT



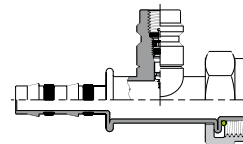
Référence

EMBOUJON FEMELLE O'RING DROIT AVEC VALVE

DE RECHARGE HAUTE PRESSION

Straight O'ring female fitting with high pressure valve

FO PCHP



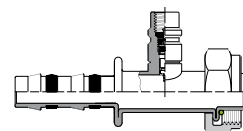
C47915-06-06	CLI 08 FO 5/8 PCHP
C47915-08-08	CLI 10 FO 3/4 PCHP
C47915-08-11	CLI 10 FO 1" PCHP
C47915-10-08	CLI 13 FO 3/4 PCHP
C47915-12-10	CLI 16 FO 7/8 PCHP

EMBOUJON FEMELLE O'RING DROIT AVEC VALVE

DE RECHARGE BASSE PRESSION

Straight O'ring female fitting with low pressure valve

FO PCBP



C47916-10-10	CLI 13 FO 7/8 PCBP
C47916-10-11	CLI 13 FO 1" PCBP
C47916-12-10	CLI 16 FO 7/8 PCBP

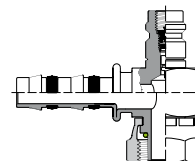
EMBOUJON FEMELLE O'RING COMPACT À 90°

AVEC VALVE DE RECHARGE

HAUTE PRESSION

Compact 90° O'ring female fitting with high pressure valve

FOC 90° PCHP



C47985-08-11	CLI 10 FOC 1" 90° PCHP
--------------	------------------------

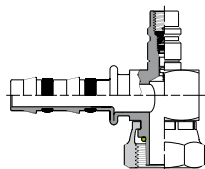


Référence

EMBOUT FEMELLE O'RING
COMPACT À 90° AVEC VALVE
DE RECHARGE BASSE PRESSION

Compact 90° O'ring female fitting with low pressure valve

FOC 90°PCBP

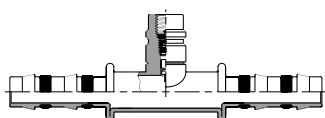


C47986-10-11 CLI 13 FOC 1" 90° PCBP
C47986-12-11 CLI 16 FOC 1" 90° PCBP

EMBOUT JONCTION DOUBLE DROIT
AVEC VALVE DE RECHARGE
HAUTE PRESSION

Straight connection fitting with high pressure valve

JD PCHP

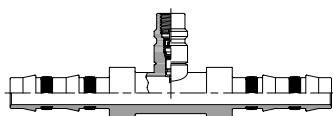


C30015-06-06 CLI 08 JD PCHP
C30015-08-08 CLI 10 JD PCHP
C30015-10-10 CLI 13 JD PCHP
C30015-12-12 CLI 16 JD PCHP

EMBOUT JONCTION DOUBLE DROIT
AVEC VALVE DE RECHARGE
BASSE PRESSION

Straight connection fitting with low pressure valve

JD PCBP



C30016-10-10 CLI 13 JD PCBP
C30016-12-12 CLI 16 JD PCBP



Référence

JOINT DE TÊTE
POUR EMBOUTS FO, FOC, MOR ET ELV
O'Ring joint for FO, FOC, MOR et ELV

JT CLI



ZFR017093 JT CLI 5/8
ZFR017094 JT CLI 3/4
ZFR017095 JT CLI 7/8 - 1"
ZFR017096 JT CLI 1"1/16

JOINT D'EMBOUT

Flat joint for inserts

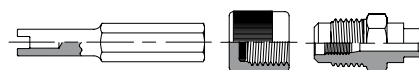
JT



ZFR017089 JT CLI 08
ZFR017090 JT CLI 10
ZFR017091 JT CLI 13
ZFR017092 JT CLI 16

ACCESSOIRES POUR EMBOUTS
DE RECHARGEMENT, PETIT MODELE

PM charging tools



ZFR012462 MECANISME PM CLIM
ZFR012466 BOUCHON PM CLIM
ZFR012467 BAS PM CLIM NU
ZFR012468 DEMONTE OBUS PM

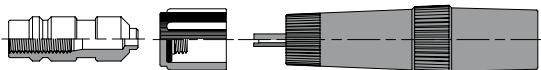
CLIMATISATION - REFRIGERATION



Référence

ACCESSOIRES POUR EMBOUTS
DE CHARGEMENT, GRAND MODELE

GM charging tools



- ZFR012470 BAS GM PB CLIM
- ZFR012471 BAS GM HP CLIM
- ZFR012472 MECANISME GM CLIM
- ZFR012473 BOUCHON GM BP CLIM
- ZFR012474 BOUCHON GM HP CLIM
- ZFR012475 DEMONTE OBUS GM

ACCESSOIRES DE MONTAGE

Mounting accessories



- ZFR012476 PINCE COUPANTE CLIM GM
- ZFR012477 PINCE COUPANTE CLIM PM
- ZFR012469 PIGE CLIM
- ZFR012478 PINCE COLLIER CLIM

KIT CLIMATISATION

Refrigeration kit

KIT CLIM



- ZFR012181 KIT CLIM

COFFRET OUTILLAGE
CLIMATISATION

Refrigeration tools box

COFFRET CLIM



- ZFR011034 COFFRET CLIM



Référence

COUPLEUR CLIM
BASSE PRESSION LAITON

Brass low pressure refrigeration quick coupling

CCF CLIM BP



- ZFR029054 CCF 1/4 SAE CLIM BP

COUPLEUR CLIM
HAUTE PRESSION LAITON

Brass high pressure refrigeration quick coupling

CCF CLIM HP



- ZFR029055 CCF 1/4 SAE CLIM HP

RIGID PIPE and PIPE CLAMPS - TUBES et COLLIERS DE FIXATION



Référence

Ø ext. x épaisseur

Poids / ml

TUBE MÉTRIQUE

Metric size pipe

ZFR006314	TUBE 2X4	4X1	0,074
ZFR006315	TUBE 4X6	6X1	0,123
ZFR006330	TUBE 4X8	8X2	0,296
ZFR008910	TUBE 5X8	8X1,5	0,240
ZFR015165	TUBE 5X10	10X2,5	0,462
ZFR006316	TUBE 6X8	8X1	0,173
ZFR006331	TUBE 6X10	10X2	0,395
ZFR017489	TUBE 6X12	12X3	0,740
ZFR006327	TUBE 7X10	10X1,5	0,314
ZFR006317	TUBE 8X10	10X1	0,222
ZFR006332	TUBE 8X12	12X2	0,493
ZFR006328	TUBE 9X12	12X1,5	0,388
ZFR006318	TUBE 10X12	12X1	0,271
ZFR006333	TUBE 10X14	14X2	0,592
ZFR017491	TUBE 10X15	15X2,5	0,770
ZFR017492	TUBE 10X16	16X3	0,961
ZFR017490	TUBE 11X14	14X1,5	0,462
ZFR015163	TUBE 11X15	15X2	0,641
ZFR006319	TUBE 12X14	14X1	0,321
ZFR006334	TUBE 12X15	15X1,5	0,499
ZFR006335	TUBE 12X16	16X2	0,691
ZFR006320	TUBE 13X15	15X1	0,345
ZFR015167	TUBE 13X16	16X1,5	0,536
ZFR015168	TUBE 13X18	18X2,5	0,956
ZFR006321	TUBE 14X16	16X1	0,370
ZFR006336	TUBE 14X18	18X2	0,789
ZFR017493	TUBE 14X20	20X3	1,258
ZFR015169	TUBE 15X18	18X1,5	0,610
ZFR015164	TUBE 15X20	20X2,5	1,079
ZFR006322	TUBE 16X18	18X1	0,420
ZFR006337	TUBE 16X20	20X2	0,888
ZFR006596	TUBE 17X20	20X1,5	0,684
ZFR017494	TUBE 17X25	25X4	2,072
ZFR006338	TUBE 18X22	22X2	0,986
ZFR006597	TUBE 19X22	22X1,5	0,758
ZFR015170	TUBE 19X25	25X3	1,628
ZFR006339	TUBE 20X25	25X2,5	1,387
ZFR017496	TUBE 20X30	30X5	3,083
ZFR017495	TUBE 21X25	25X2	1,134
ZFR015171	TUBE 22X28	28X3	1,850
ZFR015172	TUBE 22X30	30X4	2,565
ZFR006340	TUBE 24X28	28X2	1,282
ZFR015162	TUBE 24X30	30X3	1,998
ZFR015173	TUBE 25X30	30X2,5	1,696
ZFR006341	TUBE 26X30	30X2	1,381
ZFR017497	TUBE 26X32	32X3	2,145
ZFR017499	TUBE 28X38	38X5	4,069
ZFR006601	TUBE 29X35	35X3	2,366
ZFR015175	TUBE 30X38	38X4	3,354
ZFR015176	TUBE 30X40	40X5	4,316
ZFR017498	TUBE 31X35	35X2	1,628
ZFR017500	TUBE 34X38	38X2	1,776
ZFR015177	TUBE 36X40	40X2	1,875
ZFR017501	TUBE 36X42	42X3	2,886
ZFR017502	TUBE 40X50	50X5	5,548

TUBE GAZ ELECTRO ZINGUÉ

Zinc plated french gas size pipe

ZFR018454	TUBE 8X13 EZ	13,25X2,25	0,610
ZFR018455	TUBE 12X17 EZ	16,75X2,25	0,805
ZFR018457	TUBE 15X21 EZ	21,25X2,75	1,250
ZFR018456	TUBE 20X27 EZ	26,75X2,75	1,630
ZFR018458	TUBE 26X34 EZ	33,50X3,25	2,420
ZFR018459	TUBE 33X42 EZ	42,25X3,25	3,130



Référence

Ø ext. x épaisseur

Poids / ml

TUBE GAZ

French gas size pipe

ZFR006343	TUBE 8X13	13,25X2,25	0,610
ZFR006344	TUBE 12X17	16,75X2,25	0,805
ZFR006345	TUBE 15X21	21,25X2,75	1,250
ZFR006602	TUBE 20X27	26,75X2,75	1,630
ZFR006347	TUBE 26X34	33,50X3,25	2,420
ZFR006348	TUBE 33X42	42,25X3,25	3,130
ZFR006349	TUBE 40X49	48,25X3,50	3,860

TUBE GAZ RENFORCÉ

Reinforced french gas size pipe

ZFR006351	TUBE 8X13 R	13,25X2,75	0,740
ZFR006352	TUBE 12X17 R	16,75X2,75	0,988
ZFR006353	TUBE 15X21 R	21,25X3,25	1,439
ZFR006603	TUBE 20X27 R	26,75X3,25	1,879
ZFR006355	TUBE 26X34 R	33,50X4,05	2,934
ZFR006356	TUBE 33X42 R	42,25X4,05	3,820
ZFR006357	TUBE 40X49 R	48,25X4,05	4,404

TUBE MÉTRIQUE ELECTRO ZINGUÉ

Zinc plated metric size pipe

ZFR013640	TUBE 2X4 EZ	4X1	0,074
ZFR018430	TUBE 4X6 EZ	6X1	0,123
ZFR018432	TUBE 5X8 EZ	8X1,5	0,240
ZFR018431	TUBE 6X8 EZ	8X1	0,173
ZFR018435	TUBE 6X10 EZ	10X2	0,395
ZFR018434	TUBE 7X10 EZ	10X1,5	0,314
ZFR018433	TUBE 8X10 EZ	10X1	0,222
ZFR018438	TUBE 8X12 EZ	12X2	0,493
ZFR018437	TUBE 9X12 EZ	12X1,5	0,388
ZFR018436	TUBE 10X12 EZ	12X1	0,271
ZFR018441	TUBE 10X14 EZ	14X2	0,592
ZFR018440	TUBE 11X14 EZ	14X1,5	0,462
ZFR018443	TUBE 11X15 EZ	15X2	0,641
ZFR018439	TUBE 12X14 EZ	14X1	0,321
ZFR018442	TUBE 12X15 EZ	15X1,5	0,499
ZFR018445	TUBE 12X16 EZ	16X2	0,691
ZFR018444	TUBE 13X16 EZ	16X1,5	0,536
ZFR018447	TUBE 14X18 EZ	18X2	0,789
ZFR018446	TUBE 15X18 EZ	18X1,5	0,610
ZFR013638	TUBE 15X20 EZ	20X2,5	1,079
ZFR018448	TUBE 16X20 EZ	20X2	0,888
ZFR019544	TUBE 17X25 EZ	25X4	2,072
ZFR018450	TUBE 18X22 EZ	22X2	0,986
ZFR018449	TUBE 19X22 EZ	22X1,5	0,758
ZFR022315	TUBE 19X25 EZ	25X3	1,628
ZFR018452	TUBE 20X25 EZ	25X2,5	1,387
ZFR083658	TUBE 20X30 EZ	30X5	3,083
ZFR152982	TUBE 21X25 EZ	25X2	1,134
ZFR018451	TUBE 22X25 EZ	25X1,5	0,869
ZFR018453	TUBE 22X28 EZ	28X3	1,850
ZFR014006	TUBE 22X30 EZ	30X4	2,565
ZFR013639	TUBE 24X28 EZ	28X2	1,282
ZFR029939	TUBE 25X30 EZ	30X2,5	1,696
ZFR027314	TUBE 26X30 EZ	30X2	1,381
ZFR017339	TUBE 26X32 EZ	32X3	2,145
ZFR053436	TUBE 28X38 EZ	38X5	4,069
ZFR022316	TUBE 29X35 EZ	35X3	2,366
ZFR013641	TUBE 30X38 EZ	38X4	3,354
ZFR014208	TUBE 31X35 EZ	35X2	1,628
ZFR030582	TUBE 34X38 EZ	38X2	1,776
ZFR156722	TUBE 36X42 EZ	42X3	2,886
ZFR014398	TUBE 40X50 EZ	50X5	5,548

TUBES et COLLIERS DE FIXATION - RIGID PIPE and PIPE CLAMPS



Référence

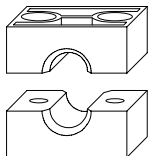
Ø ext. x épaisseur

Poids / ml

COQUILLE POLYPROPYLENE,
SERIE STANDARD

Polypropylene jaws, standard series

CP

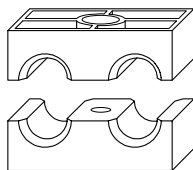


ZFR021124	CP 06
ZFR021125	CP 08
ZFR021126	CP 10
ZFR021127	CP 12
ZFR021128	CP 13
ZFR021129	CP 14
ZFR021130	CP 15
ZFR021131	CP 16
ZFR021132	CP 17
ZFR021133	CP 18
ZFR005404	CP 19
ZFR021134	CP 20
ZFR021135	CP 21
ZFR021136	CP 22
ZFR021137	CP 25
ZFR021138	CP 27
ZFR021139	CP 28
ZFR021140	CP 30
ZFR021141	CP 32
ZFR021142	CP 33,7
ZFR021143	CP 35
ZFR021144	CP 38
ZFR005365	CP 40
ZFR021145	CP 42
ZFR021146	CP 48

COQUILLE POLYPROPYLENE,
SERIE DOUBLE

Polypropylene jaws, twin series

CPD



ZFR021195	CPD 06
ZFR021196	CPD 08
ZFR021197	CPD 10
ZFR021198	CPD 12
ZFR021199	CPD 13
ZFR021200	CPD 14
ZFR021201	CPD 15
ZFR021202	CPD 16
ZFR021203	CPD 17
ZFR021204	CPD 18
ZFR006407	CPD 19
ZFR021205	CPD 20
ZFR021206	CPD 21
ZFR021207	CPD 22
ZFR021208	CPD 25



Référence

Ø ext. x épaisseur

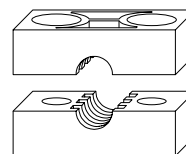
Poids / ml

ZFR021209	CPD 27
ZFR021210	CPD 28
ZFR021211	CPD 30
ZFR021212	CPD 33,7
ZFR021213	CPD 35
ZFR021214	CPD 38
ZFR021215	CPD 42

COQUILLE POLYPROPYLENE,
SERIE LOURDE

Polypropylene jaws, heavy series

CPL

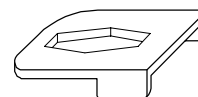


ZFR021240	CPL 06
ZFR021241	CPL 08
ZFR021242	CPL 10
ZFR021243	CPL 12
ZFR021244	CPL 13
ZFR021245	CPL 14
ZFR021246	CPL 15
ZFR021247	CPL 16
ZFR021248	CPL 17
ZFR021249	CPL 18
ZFR021250	CPL 20
ZFR021251	CPL 21
ZFR021252	CPL 22
ZFR021329	CPL 25
ZFR021253	CPL 27
ZFR021254	CPL 28
ZFR021255	CPL 30
ZFR021256	CPL 33,7
ZFR021257	CPL 35
ZFR021258	CPL 38
ZFR021259	CPL 40
ZFR021260	CPL 42
ZFR021261	CPL 49
ZFR021262	CPL 55
ZFR021263	CPL 61
ZFR021264	CPL 65
ZFR021265	CPL 70
ZFR058916	CPL 73
ZFR021266	CPL 76,1
ZFR021267	CPL 80
ZFR021268	CPL 89
ZFR021270	CPL 102
ZFR021271	CPL 114
ZFR021272	CPL 140

FREIN DE VIS

Screw lock washer

FV



ZFR044790	FV
-----------	----

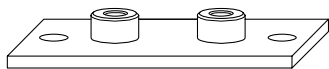


Référence

PLAQUE A VISSER

Bolt on base plate

PAV



ZFR021147	PAV 01
ZFR021148	PAV 02
ZFR021149	PAV 03
ZFR021150	PAV 04
ZFR021151	PAV 05
ZFR021152	PAV 06

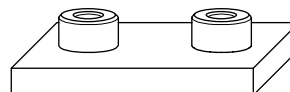


Référence

PLAQUE A SOUDER,
SERIE LOURDE

Weld on base plate, heavy series

PASL

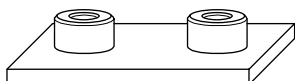


ZFR021279	PASL 01
ZFR021280	PASL 02
ZFR021281	PASL 03
ZFR021282	PASL 04
ZFR021283	PASL 05
ZFR021284	PASL 06
ZFR021285	PASL 07

PLAQUE A SOUDER

Weld on base plate

PAS



ZFR021153	PAS 01
ZFR021154	PAS 02
ZFR021155	PAS 03
ZFR021156	PAS 04
ZFR021157	PAS 05
ZFR021158	PAS 06

PLAQUE DE PROTECTION

Covering plate

PP

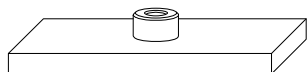


ZFR021171	PP 01
ZFR021172	PP 02
ZFR021173	PP 03
ZFR021174	PP 04
ZFR021175	PP 05
ZFR021176	PP 06

PLAQUE A SOUDER,
SERIE DOUBLE

Weld on base plate, twin series

PASD

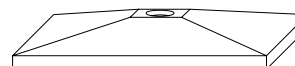


ZFR021216	PASD 01
ZFR021217	PASD 02
ZFR021218	PASD 03
ZFR021219	PASD 04
ZFR021220	PASD 05

PLAQUE DE PROTECTION,
SERIE DOUBLE

Covering plate, twin series

PPD

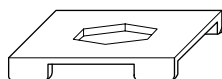


ZFR021231	PPD 01
ZFR021232	PPD 02
ZFR021233	PPD 03
ZFR021234	PPD 04
ZFR021235	PPD 05

FREIN DE VIS,
SERIE DOUBLE

Screw lock washer, twin series

FVD

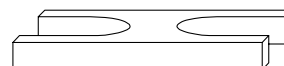


ZFR021221	FVD 01
ZFR044791	FVD 02 - 05

FREIN DE VIS,
SERIE LOURDE

Screw lock washer, heavy series

FVL



ZFR021289	FVL 01
ZFR021290	FVL 02
ZFR021291	FVL 03
ZFR021292	FVL 04

TUBES et COLLIERS DE FIXATION - RIGID PIPES and PIPE CLAMPS



Référence

PLAQUE DE PROTECTION,
SERIE LOURDE

Covering plate, heavy series

PPL



ZFR021309	PPL 01
ZFR021310	PPL 02
ZFR021311	PPL 03
ZFR021312	PPL 04
ZFR021313	PPL 05
ZFR021314	PPL 06
ZFR021315	PPL 07

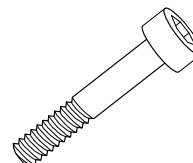


Référence

VIS A 6 PANS CREUX

Allen head screw

VHC

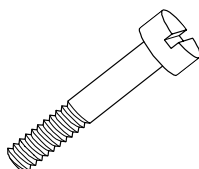


ZFR021189	VHC 06X20
ZFR021190	VHC 06X25
ZFR021191	VHC 06X30
ZFR021192	VHC 06X35
ZFR021193	VHC 06X50
ZFR021194	VHC 06X60

VIS A TETE FENDUE

Slot head screw

VF

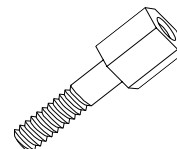


ZFR021177	VF 06X20
ZFR021178	VF 06X25
ZFR021179	VF 06X30
ZFR021180	VF 06X35
ZFR021181	VF 06X50
ZFR021182	VF 06X60

VIS INTERMEDIAIRE

Intermediary screw

VI

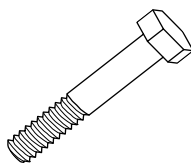


ZFR021165	VI 06X20
ZFR021166	VI 06X25
ZFR021167	VI 06X30
ZFR021168	VI 06X35
ZFR021169	VI 06X50
ZFR021170	VI 06X60
ZFR021227	VI 08X20
ZFR021228	VI 08X30
ZFR021229	VI 08X45
ZFR021230	VI 08X50
ZFR021299	VI 10X26
ZFR021300	VI 10X41
ZFR021301	VI 10X52
ZFR021302	VI 12X83

VIS A TETE HEXAGONALE

Hex head screw

VH

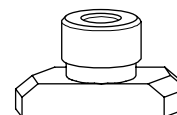


ZFR021183	VH 06X30
ZFR021184	VH 06X35
ZFR021185	VH 06X40
ZFR021186	VH 06X45
ZFR021187	VH 06X60
ZFR021188	VH 06X70
ZFR021236	VH 08X35
ZFR021237	VH 08X45
ZFR021238	VH 08X50
ZFR021239	VH 08X65
ZFR021319	VH 10X45
ZFR021320	VH 10X60
ZFR021321	VH 10X70
ZFR021322	VH 12X100
ZFR021323	VH 16X130
ZFR021324	VH 20X190
ZFR021325	VH 24X220

ECROU DE RAIL

Rail nut

ER



ZFR012316	ER 06
ZFR022369	ER 08
ZFR022243	ER 10
ZFR022294	ER 12



Référence

PRESSE MANUELLE
Manual swaging machine

EOA3110NMHP80 MHP80 NUE***
 ESA3110NH80KT LOT 6 JEUX MORS MHP80/110***
 ZFR158686 POMPE HYDROPNEUMATIQUE***
 ZFR163616 KIT HYDROPNEUMATIQUE MHP80***

EOA3110NMHP110 MHP 110 NUE***
 ESA3110NH80KT LOT 6 JEUX MORS MHP80/110***

EOA3110NMHP137 MHP137 NUE***
 ESA3220NKIT6J LOT 6 JEUX MORS MHP137***

**PRESSE À SERTIR ELECTRIQUE
À COLONNE**
Electric swaging machine, column type

ZFR012396

PCE 25***

PRESSE À SERTIR ELECTRIQUE
Electric swaging machineEOA3224NMB137
ZFR154793MB137 + NUE***
LOT 9 JEUX MORS MB137***

Référence

PRESSE À SERTIR ELECTRIQUE
Electric swaging machine

EOA3324NMB240P MB240 + NUE***
 ESA3320N240KT LOT 12 JEUX MORS MB240***

EOA3324NMB350p MB350 + NUE***
 ESA3330N340KT LOT 13 JEUX MORS MB350***

DENUDEUSE D'ETABLI
Brushing machine, bench mounted

EOS3434N50+SK M50 SKY + NUE***
 ESS3430NKTESE JEU 10 ODE M50 SKY +***
 ZFR060512 JEU 5 ODI M50/205 SKY +***

DENUDEUSE A COUTEAUX
Skiving machine

EOS3434N205+SK M205 SKY + NUE***
 ESS3430NKTESA JEU 11 ODE M205 SKY +***
 ZFR060512 JEU 5 ODI M50/205 SKY +***

MACHINES - MACHINES



Référence

TRONCONNEUSE - DENUDEUSE
D'ETABLI

Cutting - brushing machine, bench mounted



- | | |
|-------------------|----------------------------------|
| EOC3114NBRUSH22 | M22 CUT/BRUSH*** |
| EOC3224NM30CUTSKY | M30 CUT/SKYVE NUE*** |
| ESS3430NKTESE | JEU 10 ODE M30CUT/M50 SKY +*** |
| ESS3430NKTIS | JEU 7 ODI HST50+/M30CUT/SKYVE*** |

TRONCONNEUSE D'ETABLI

Cutting machine, bench mounted



- | | |
|----------------|-------------|
| EOC3114NCUT22P | M22 CUT+*** |
|----------------|-------------|

TRONCONNEUSE SUR SOCLE

Cutting machine, free standing



- | | |
|-----------------|--------------|
| EOC3424NM30CUTL | M30 CUT L*** |
| EOC3434NCUT55SK | M55 CUT*** |
| ZFR005253 | M75 CUT*** |



Référence

POINCON DE MARQUAGE
ET CARACTERES

Hammer marking tool and characters



- | | |
|-----------|---|
| ZFR154652 | KIT POINCON DE MARQUAGE***
(livré avec 10 caractères au choix) |
|-----------|---|

CRAYON À GRAVER
ÉLECTRIQUE

Electric engraving tool



- | | |
|-----------|-------------------|
| ZFR030185 | CRAYON GRAVEUR*** |
|-----------|-------------------|

BANC D'ESSAIS
(1500 BAR)

Test bench




- | | |
|-----------|-------------|
| ZFR163004 | MTB 1500*** |
|-----------|-------------|



Référence

DEVIDOIR
Hose dispenser



ZFR006585 DV 32***
ZFR007310 DVC 32***

DEROULEUR 4 POSITIONS
Hydraulic hose dispenser four positions



(photo non contractuelle, vendu sans touret)

ZFR043640 DEROULEUR 4P***

DEVIDOIR 7 COURONNES
Hose dispenser seven crowns



(photo non contractuelle, vendu nu)

ZFR163168 DEVIDOIR HRD07***



Référence

OUTILS DE DENUDAGE INTERIEUR
Internal skive tools



ZFR060512	JEU 5 ODI M50/205 SKY +***
ESS3430NIS19	ODI 19 PNS M50/205 SKY+***
ESS3430NIS25	ODI 25 PNS M50/205 SKY+***
ESS3430NIS32	ODI 32 PNS M50/205 SKY+***
ESS3430NIS38	ODI 38 PNS M50/205 SKY+***
ESS3430NIS50	ODI 50 PNS M50/205 SKY+***

PISTOLET DEMONTE MORS
die-dismantling pistol



ESA3220N120EQCG	PISTOLET RAPIDE MB120+***
ESA3220N137EQCG	PISTOLET RAPIDE MB137A350***
ESA3220N137QCG	PISTOLET RAPIDE ALU MB137A350***

DENUDEUSE MANUELLE D'ETABLI
Manual skiving tool, bench mounted



ZFR017088 DME 1***

MACHINES - MACHINES



Référence

CINTREUSE MANUELLE
Manual pipe, bending machines



ZFR014432
ZFR003951

CINTREUSE M18***
CINTREUSE OK 103***



Référence

CINTREUSE ELECTRIQUE
Electric pipe bending machine



ZFR010915

CINTREUSE REMS***

fluiconnecto[®]

by manuli[®]

NORD

AMIENS :	03.22.09.31.39
BEAUVAIS :	03.44.05.52.12
BOULOGNE :	03.21.92.94.28
CAEN :	02.31.34.99.33
CHERBOURG :	02.33.44.40.10
COMPIEGNE :	03.44.40.06.79
LE HAVRE :	02.35.26.10.48
LILLE :	03.20.32.34.60
ROUEN Nord :	02.35.75.51.02
ROUEN Sud :	02.35.64.36.50
SOISSONS :	03.23.73.09.09
VALENCIENNES :	03.27.21.22.21

ILE DE FRANCE

BEAUCHAMP :	01.39.95.42.12
GENNEVILLIERS :	01.41.21.03.61
LAGNY :	01.60.31.02.97
ROISSY :	01.39.88.80.70
ST MICHEL S/ ORGE :	01.69.25.84.30
TRAPPES :	01.30.50.59.71
VILLENEUVE LE ROI :	01.56.71.12.26

OUEST

ANGERS :	02.41.43.00.05
BREST :	02.98.00.02.25
LA ROCHE S/ YON :	02.51.36.31.31
LAVAL :	02.43.49.37.27
NANTES Est :	02.40.93.68.38
NANTES Ouest :	02.51.77.80.14
QUIMPER :	02.98.53.21.87
RENNES :	02.99.86.03.21
SAINT BRIEUC :	02.96.33.02.22
VANNES :	02.97.68.10.59

EST

BESANCON :	03.81.25.42.60
CHARLEVILLE :	03.24.53.60.58
METZ :	03.87.31.04.02
NANCY :	03.83.26.30.98
REIMS Nord :	03.26.09.92.46
REIMS Sud :	03.26.50.17.53
STRASBOURG :	03.88.67.12.16
TROYES :	03.25.76.23.66

CENTRE

BLOIS :	02.54.56.11.44
BOURGES :	02.48.02.14.30
BRIVE :	05.55.17.15.73
CHARTRES :	02.37.30.97.72
CHATEAUROUX :	02.54.22.36.82
LIMOGES :	05.55.38.95.01
NIORT :	05.49.79.03.25
ORLEANS :	02.38.21.50.95
POITIERS :	05.49.55.08.37
TOURS Est :	02.47.63.23.23
TOURS Nord :	02.47.41.05.43

RHONE ALPES

ANNECY :	04.50.33.83.33
CHALON S/ S :	03.85.48.79.13
CHAMBERY :	04.79.65.14.35
CLERMONT FD :	04.73.84.36.57
DIJON :	03.80.60.14.90
GRENOBLE :	04.76.56.04.47
LYON :	04.72.79.14.90
SAINT ETIENNE :	04.77.25.62.34

SUD OUEST

AGEN :	05.53.48.21.60
ANGOLEME :	05.45.67.08.56
BAYONNE :	05.59.25.42.53
BORDEAUX :	05.57.34.04.04
LA ROCHELLE :	05.46.44.84.78
PAU :	05.59.62.03.83
RODEZ :	05.65.67.87.95
SAINTE :	05.46.98.05.44
TOULOUSE Ouest :	05.61.15.40.64
TOULOUSE Sud :	05.62.67.10.48

SUD

AIX :	04.42.25.00.63
AVIGNON :	04.90.22.44.86
CANNES :	04.93.47.29.94
GAP :	04.92.45.32.64
MARSEILLE :	04.42.05.31.30
MONTPELLIER :	04.67.50.71.37
NIMES :	04.66.29.85.29
TOULON :	04.94.21.60.39
VALENCE :	04.75.41.83.94

SIÈGE SOCIAL

MANULI FLUICONNECTO
42-44 rue de Grande Bretagne - BP 60237
44472 CARQUEFOU CEDEX
Tél. 02 40 93 57 99 - Fax 02 40 93 69 56
www.fluiconnecto.com - std@fluiconnecto.fr



Tél. 33 (0)2.40.93.48.00
export@fluiconnecto.fr